



The Washington State Supreme Court
Minority and Justice Commission

2017-2019 Washington State LFO STAKEHOLDER CONSORTIUM

Progress Report 2018 LFO Symposium

LFO Stakeholder Consortium Membership



CHAIR:

Justice Mary Yu

Washington State Supreme Court

Mary.Yu@courts.wa.gov;

Ann.Way@courts.wa.gov

MEMBERS:

Ms. Sam Adams

Northwest Justice Project

sama@nwjustice.org

Mr. Nick Allen

Columbia Legal Services

Nick.Allen@ColumbiaLegal.org

Mr. Travis Alley

Attorney General's Office

travisa@atg.wa.gov

Judge Lisa Atkinson

Northwest Tribal Court Judges Association

lisa_l_atkinson@msn.com

Mr. Rolando Avila

Poverty Action Network

Rolando@povertyaction.org

Ms. Magda Baker

Washington Defender Association

magda@defensenet.org

Mr. Jim Bamberger

Office of Civil Legal Aid

jim.bamberger@ocla.wa.gov

Ms. Anne Benson

Washington Defender

abenson@defensenet.org

Ms. Cody Benson

Washington Coalition of Crime Victim Advocates

cody@wccva.org

Ms. Senait Brown

BlackOut WA & Black Prisoners' Caucus

senait.brown@gmail.com

Ms. Sophia Byrd McSherry

Office Of Public Defense

sophia.byrdmcsberry@opd.wa.gov

Ms. Claire Carden

Northwest Justice Project

Claire.Carden@nwjustice.org

Mr. RC Carter

Microsoft

rocarter@Microsoft.com

Mr. Steve Clem

Washington Association of Prosecuting

Attorneyssclem@co.douglas.wa.us

Judge Linda Coburn

District and Municipal Court Judges Association

Linda.Coburn@edmondswa.gov

Mr. Bob Cooper

Evergreen Public Affairs

bob@evergreenpublic.com

LFO Stakeholder Consortium Membership



MEMBERS CONTINUED:

Mr. Jefferson Coulter

Northwest Justice Project
jeffersonc@nwjustice.org

Ms. Prachi Dave

ACLU of Washington
pdave@aclu-wa.org

Ms. Josie Delvin

Benton County Clerk
Josie.Delvin@co.benton.wa.us

Judge Lisa Dickinson

Northwest Tribal Court Judges Association
lisa@dickinsonlawfirm.com

Ms. Callie Dietz

Administrative Office of the Courts
callie.dietz@courts.wa.gov

Judge Theresa Doyle

Superior Court Judges Association
Theresa.Doyle@kingcounty.gov

Ms. Deborah Espinosa

Same Sky Photography
despinosa@sameskyphoto.com

Mr. Dom Felix

Revive Reentry Services
domfelix1@gmail.com

Mr. Alex Frix

Thurston County Public Defense
Frix@co.Thurston.wa.us

Mr. Tim Fitzgerald

Spokane County Clerk
TFitzgerald@spokanecounty.org

Ms. Jan Gemberling

WA Association of Criminal Defense Lawyers
jan@gemberlaw.com

Representative Roger Goodman

Washington State Legislature
roger.goodman@leg.wa.gov;
derek.zable@leg.wa.gov

Mr. Corey Guilmette

Arthur Liman Public Interest Fellow Attorney
Corey.Guilmette@defender.org

Dr. Alexis Harris

University of Washington
yharris@uw.edu

Ms. Sharon Harvey

District and Municipal Court Judges Association
sharon.harvey@courts.wa.gov

Ms. Kathleen Harvey

Juvenile Rehabilitation Administration
harvekl2@dshs.wa.gov

Ms. Christie Hedman

Washington Defender Association
hedman@defensenet.org

Judge David Keenan

King County Superior Court
David.Keenan@kingcounty.gov

Ms. Trish Kinlow

DMCMA
Trish.Kinlow@TukwilaWA.gov

LFO Stakeholder Consortium Membership



MEMBERS CONTINUED:

Ms. Carla Lee

King County Prosecutor's Office
carla.lee@kingcounty.gov

Judge Dean Lum

Superior Court Judges Association
dean.lum@kingcounty.gov

Ms. Judy Ly

Pierce County District Court
jly@co.pierce.wa.us

Ms. Michelle Majors

Columbia Legal Services
michelle.majors@columbialegal.org

Mr. Kevin March

Nielsen, Broman & Koch, PLLC
MarchK@nwattorney.net

Mr. Tom McBride

Washington Association of Prosecuting Attorneys
tmcbride@waprosecutors.org

Ms. Barb Miner

King County Clerk's Office
Barbara.miner@kingcounty.gov

Mr. Troy Nichols

WA Coalition of Crime Victims Advocates
tnichols@phillipsburgessgr.com

Ms. Layne Pavey

"I Did the Time"
lepavey@gmail.com

Mr. Mac Pevey

Department of Corrections
Mac.pevey@doc.wa.gov

Ms. Marybeth Queral

Juvenile Rehabilitation Administration
QueraMB@dshs.wa.gov

Judge Damon Shadid

Seattle Municipal Court
Damon.Shadid@seattle.gov

Ms. Tarra Simmons

Public Defenders Association
tarrad35@gmail.com

Ms. Melanie Smith

Department of Corrections
msmith1@DOC1.wa.gov

Judge David Steiner

District and Municipal Court Judges Association
david.steiner@kingcounty.gov

Justice Debra Stephens

Washington State Supreme Court
Debra.Stephens@courts.wa.gov;
Judy.vandervort@courts.wa.gov

Ms. Julie Thomas

Victim Support Services
julie@victimsupportservices.org

Mr. Graham Thompson

Microsoft
grahamt@microsoft.com

Mr. Brad Tower

Washington Coalition of Crime Victim Advocates
btower@phillipsburgessgr.com

LFO Stakeholder Consortium Membership



MEMBERS CONTINUED:

Ms. Lisa Tremblay

Skagit County Superior and Juvenile Court
Lisat@co.skagit.wa.us

Ms. Yasmin Ayesha Trudeau

Attorney General of Washington
yasminc@atg.wa.gov

Judge Donna Tucker

King County District Court
donna.tucker@kingcounty.gov

Judge Kim Walden

District and Municipal Court Judges Association
kimberly.walden@tukwilawa.gov

Ms. Autumn Witten

Department of Corrections
dwwitten@doc1.wa.gov

Mr. Taylor "Tip" Wonhoff

Office of Governor Jay Inslee
taylor.wonhoff@gov.gov

Summary of Grant Objectives



- **Establish a LFO Stakeholder Consortium** made up of individuals who represent different parts of the LFO system in Washington to oversee the work of the grant.
 - Work collaboratively to understand the issues around Washington State's LFO system from diverse perspectives and carry out the objectives of the grant.
- **Gather data on LFOs** that looks at all angles of the LFO system in Washington, including state and local laws, practices, costs, and the impact on those receiving LFOs, and **develop meaningful recommendations for change.**
 - After reviewing the data, stakeholders will identify areas of the system that need to be changed and develop meaningful and practical solutions that can be accomplished within the existing legal framework.
 - If the solutions cannot be achieved through legislation and/or extensive training, stakeholders will develop a plan of action.
- **Create an LFO Calculator Tool** that will assist judges in making ability to pay determinations, and measure the effect of the tool through a number of pilots.
- **In all areas of the project, examine the impact of race, poverty, and incarceration.**



SUBCOMMITTEE PROGRESS REPORTS

ACCOMPLISHMENTS AND FINDINGS FOR 2017 and PLANNING FOR 2018

1. Accounts Receivables (ARs)

The subcommittee reviewed the various types of Account Receivable Codes (ARs), to have better understanding of all the types of Legal Financial Obligations (LFO) that can be imposed by courts in Washington State.

Included in the Review

- 135 different AR codes available for use in superior courts.
- 102 AR codes available for use in courts of limited jurisdiction.
- Revised Code of Washington (RCW) provisions to compare the AR statutory references and confirm the existence of these LFOs.

Findings

- There are costs other than LFOs, which may vary by jurisdiction, which may be accounted for within or outside AOC's accounting systems.
- Any cost components not ordered by a court will be accounted for outside of AOC's accounting systems, and will be excluded from any fiscal LFO reporting prepared by that agency. Examples:
 - Public Defense Recoupment
 - i. Can be ordered in a Judgment and Sentence (J&S); or
 - ii. Can be collected by local defense agencies if not ordered by the court.
 - Warrant Issuance or Jail Booking Fees
 - i. Can be ordered in a J&S; or
 - ii. Can be collected by local jurisdictions if not ordered by the court.
 - In-take or supervision fees accessed by DOC
 - i. Assessed and collected directly by DOC.

2. State and Local Court Rules

Subcommittee members also did a comprehensive review of state and local court rules to identify LFO-related rules. This review encompassed an extensive body of work, as there are 96 sets of municipal court rules in this state, in addition to 39 counties' local rules, Rules of

Appellate Procedure and State Court Rules. At the time of the review, committee members summarized 53 different court rules that affect how LFOs are assessed, applied or have relief granted. These rules cover a variety of issues necessary to understand the LFO scheme in Washington, including if and how costs will be imposed on appeal, and how to determine whether a defendant is indigent for purposes of imposing costs. Because of the proliferation of local court rules, it is believed that on-going monitoring of court rules as they pertain to LFOs would be an important task.

3. Relief

The subcommittee conducted a review of the RCWs to identify statutes that provide persons with LFOs opportunities for relief. Common forms of statutory relief include:

- Waiver or suspension of LFOs.
- Waiver or reduction of interest on LFOs.
- Remission of discretionary costs.
- Conversion to community service.

While options exist in each of these areas, such relief is limited and is not automatic, oftentimes requiring persons to file motions with the sentencing court asking for this relief.

Next Steps

The collection of data should be an ongoing task, given that each year there is the chance that the legislature will amend LFO laws and courts will amend or create new court rules. Any such changes this year will need to be monitored and added to our current database. Furthermore, there are other areas where additional data collection may be helpful for better understanding LFO policies in Washington State.

- Further research into juvenile LFOs. While many of these were prospectively eliminated in 2015 (see SB 5564 (2015)), many outstanding juvenile LFOs are still being collected and will be for several years.
- Further research of court rules, particularly municipal court rules, and local LFO ordinances to get a better sense of the universe of LFOs that exist at the municipal level. There are 96 sets of municipal court rules in WA, and each may contain references to LFO imposition and collection procedures.

- More thorough and on-going analysis of caselaw as legal precedents are varied and are periodically revised.

Main Goals

- Learn more about practices in Washington State.
- Determine whether and how judges impose various LFOs and grant or deny relief to individuals. This is necessary as many statutes give judges broad discretion in interpreting LFOs statutes. Additionally, courts may not always have easily accessible information about the various LFOs.
- Develop a comprehensive survey for superior court judges and judges in courts of limited jurisdiction.
 - How do you determine whether a defendant will receive discretionary costs?
 - What factors do you consider?
 - Do you ever convert LFOs to community restitution or offer other alternatives in lieu of payment, and if so, how is this done?
- Develop a survey of tribal courts to determine their LFO practices and procedures.

Superior Court Adult Criminal LFOs`

The following is a listing of commonly imposed LFOs, which are included on the felony Judgment and Sentencing forms. Please note the date listed below, as these statutes and case law will change over time. This document is intended to be a quick reference guide -- it is recommended that further research is conducted on each LFO to effectively represent clients' interests.

Type	Statute	Dollar Limit	Notes
Common LFOs			
Fines	RCW 9.94A.550	\$0 - \$50,000	The court may impose fines of \$0 in any Class A, B, or C felony sentences.
Victim Penalty Assessment	RCW 7.68.035	\$500 felony \$250 misdemean.	<ul style="list-style-type: none"> Does not apply to <i>low level</i> motor vehicle crimes in Title 46 RCW. See list in section 2. Not discretionary, even for defendants with mental health conditions. RCW 9.94A.777
DNA Collection Fee	RCW 43.43.7541	\$0 - \$100	<ul style="list-style-type: none"> While DNA testing is not required if the WA State Patrol crime lab already has the defendant's sample, 43.43.754(2) all defendants are still required to pay this fee upon each eligible conviction. <i>State v. Thornton</i>, 353 P.3d 642 (2015). Must make determination on means to pay for defendants with mental health conditions. RCW 9.94A.777
Clerk's Fees	RCW 36.18.020	\$0 - \$200	<ul style="list-style-type: none"> Must make determination on means to pay for defendants with mental health conditions. RCW 9.94A.777
Costs: <ul style="list-style-type: none"> • Prosecution • Pretrial Supervision • FTA Warrants • Jury Fees 	RCW 10.01.160 RCW 10.46.190	\$0 - \$250 deferred pros \$0 - \$150 pretrial supervision* \$0 - \$100 FTA warrant \$0 - \$125 jury	<ul style="list-style-type: none"> The court <i>shall</i> not order a defendant to pay costs unless the defendant is or will be able to pay them. The court <i>shall</i> take account of the financial resources of the defendant and the nature of the burden that payment of costs will impose. RCW 10.01.160(3) See also RCW 9.94A.777 for defendants with mental health conditions. "Costs cannot include expenses inherent in providing a constitutionally guaranteed jury trial or expenditures in connection with the maintenance and operation of government agencies." RCW 10.01.160(2) *As of Oct. 1, 2015, the court <i>may</i> impose fees upon conviction for electronic monitoring or alcohol abstinence monitoring which is not subject to the \$150 limit to pretrial supervision costs. Jury fee dollar limits established in RCW 36.18.016(3)(b). Must make determination on means to pay for defendants with mental health conditions. RCW 9.94A.777
Booking Fee	RCW 70.48.390	\$0 - \$100	<ul style="list-style-type: none"> May be required to pay actual booking costs or \$100, whichever is less. Must make determination on means to pay for defendants with mental health conditions. RCW 9.94A.777
Costs of Incarceration	RCW 9.94A.760(2)	\$0 - \$100 per day	<ul style="list-style-type: none"> The court must determine that the defendant has means "at the time of sentencing" to pay. RCW 9.94A.760(2) See also RCW 9.94A.777 for defendants with mental health conditions. <i>If sentenced to prison:</i> Notwithstanding this LFO, a portion of defendant's prison wages will already be automatically deducted for incarceration costs. RCW 72.09.111 Must make determination on means to pay for defendants with mental health conditions. RCW 9.94A.777
Costs for Court Appointed Attorney	RCW 10.101.020(5)	\$0 and up	<ul style="list-style-type: none"> A person may be determined to be "indigent and able to contribute" when applying for a public defender. Upon appointment, the defendant should be informed of repayment conditions. RCW 10.101.020(5) A statute allowing for recoupment of attorney fees is permissible because it "is tailored to impose an obligation only upon those with a foreseeable ability to meet it, and to enforce that obligation only against those who actually become able to meet it without hardship." <i>Fuller v. Oregon</i>, 417 U.S. 40, 54 (1974). Must make determination on means to pay for defendants with mental health conditions. RCW 9.94A.777
Crime Lab Fee	RCW 43.43.690	\$0 - \$100	<ul style="list-style-type: none"> "Upon verified petition by the person assessed the fee, the court may suspend payment of all or part of the fee if it finds that the person does not have the ability to pay." RCW 43.43.690 Must make determination on means to pay for defendants with mental health conditions. RCW 9.94A.777

Superior Court Adult Criminal LFOs`

Emergency Response Costs	RCW 38.52.430	\$0 - \$2500	<ul style="list-style-type: none"> • Applies when defendant's intoxication causes an incident resulting in emergency response, in connection to: DUI, use of a vessel while under the influence, vehicular homicide, or vehicular assault. • Prosecution <i>may</i> present court information on expenses incurred. Upon court's finding that they are reasonable, the court <i>shall</i> order to reimburse the public agency. • Must make determination on means to pay for defendants with mental health conditions. RCW 9.94A.777.
Restitution	RCW 9.94A.753	\$0 and up	<ul style="list-style-type: none"> • "The court should take into consideration the total amount of restitution owed, the offender's present, past, and future ability to pay, as well as any assets that the offender may have." RCW 9.94A.753(1) • "Shall be based on easily ascertainable damages for injury to or loss of property, actual expenses incurred for treatment for injury to persons, and lost wages resulting from injury." RCW 9.94A.753(3) • "The amount shall not exceed double the amount of the offender's gain or the victim's loss." RCW 9.94A.753(3) • The state must prove the causal connection by a preponderance of the evidence. <i>But for</i> the offense, the loss or damages to the victim's property would not have occurred. <i>State v. Cawyer</i>, 182 Wash. App. 610, 617 (2014).
Charge-Specific LFOs (many not listed here)			
Domestic Violence Assessment	RCW 10.99.080	\$0 - \$115	<ul style="list-style-type: none"> • Discretionary – <i>may impose</i>. RCW 10.99.080(1) • Defendant must be convicted of crime involving domestic violence. Includes deferred sentences and cases with suspended penalties/fines. RCW 10.99.080(4) • Judges are encouraged to solicit input from the <i>victim</i> re: defendant's ability to pay. RCW 10.99.080(4) • Must make determination on means to pay for defendants with mental health conditions. RCW 9.94A.777
Violation of DV Protection Order	RCW 26.50.110	\$0 - \$15 and EHM costs	<ul style="list-style-type: none"> • The \$15 fine is not discretionary – <i>shall impose</i>. RCW 26.50.110(1)(b)(ii) unless a determination is made based on the defendant's mental health condition. RCW 9.94A.777. • The court may require convicted respondent to submit to electronic monitoring. The order may require respondent to pay the costs, but the court <i>shall</i> consider his/her ability to pay. No statutory limit. RCW 26.50.110(1)(b)
VUCSA Additional Fine	RCW 69.50.430	\$0 - \$1000 for 1 st conviction, \$0 - \$2000 for 2 nd or subsequent	<ul style="list-style-type: none"> • May be suspended or deferred if "the court finds the person to be indigent." • "Indigent" defined by RCW 10.101.010 as: receiving certain forms of public assistance; involuntarily committed to a public mental health facility; or net income of 125% poverty level. General Rule 34 further defines a person as "indigent" if his/her income is above 125% and has recurring basic living expenses that render him/her without financial ability to pay court fees, or other compelling circumstances demonstrate an inability to pay. • Must make determination on means to pay for defendants with mental health conditions. RCW 9.94A.777.

[RCW 9.94A.777](#) Legal Financial Obligations – Defendants with Mental Health Conditions

- (1) Before imposing any legal financial obligations upon a defendant who suffers from a mental health condition, other than restitution or the victim penalty assessment under RCW 7.68.035, a judge must first determine that the defendant, under the terms of this section, has the means to pay such additional sums.
- (2) For the purposes of this section, a defendant suffers from a mental health condition when the defendant has been diagnosed with a mental disorder that prevents the defendant from participating in gainful employment, as evidenced by a determination of mental disability as the basis for the defendant's enrollment in a public assistance program, a record of involuntary hospitalization, or by competent expert evaluation.

District and Municipal Court - Criminal LFOs

The following is a listing of commonly imposed LFOs which are included on the misdemeanor J & S forms. Please note the date below, as these statutes and case law will change over time. This document is intended to be a quick reference guide. It is recommended that further research is conducted on each LFO to effectively represent clients' interests.

Type	Statute	Amount	Notes
Common LFOs			
Fines or Penalties	RCW 3.62.010	\$0 and up	Courts "may at the time of sentencing or at any time thereafter suspend a portion or all of a fine or penalty."
Public Safety and Educational Assessments	RCW 3.62.090	PSEA 1: 70% of other imposed fines, forfeitures, and penalties; PSEA 2: 50% of PSEA 1	<ul style="list-style-type: none"> • PSEA 1 <i>shall</i> be assessed and collected in addition to fines, forfeitures or penalties, other than for parking infractions. • PSEA 2, <i>shall</i> also be assessed, with the exception being DUI-related offenses under RCW 46.61.5055 or parking infractions. • Neither <i>shall</i> be suspended or waived by the court.
Conviction Fee	RCW 3.62.085	\$43	<ul style="list-style-type: none"> • Upon conviction or a plea of guilty, defendant "is liable" for this fee.
Booking Fee	RCW 70.48.390	\$0 - \$100	<ul style="list-style-type: none"> • <i>May</i> be required to pay actual booking costs or \$100, whichever is less.
Costs: <ul style="list-style-type: none"> • Prosecution • Pretrial Supervision • FTA Warrants • Jail • Jury 	RCW 10.01.160	\$0 - \$250 deferred pros \$0 - \$150 pretrial supervision* \$0 - \$100 FTA warrant \$0 - \$100/day jail \$0 - \$125 jury	<ul style="list-style-type: none"> • The court <i>shall</i> not order a defendant to pay costs unless the defendant is or will be able to pay them. The court <i>shall</i> take account of the financial resources of the defendant and the nature of the burden that payment of costs will impose. RCW 10.01.160(3) • "Costs cannot include expenses inherent in providing a constitutionally guaranteed jury trial or expenditures in connection with the maintenance and operation of government agencies." RCW 10.01.160(2) • *As of Oct. 1, 2015, the court <i>may</i> impose fees upon conviction for electronic monitoring or alcohol abstinence monitoring which is not subject to the \$150 limit to pretrial supervision costs. • Jury costs established in RCW 36.18.016(3)(b).
Costs for Court Appointed Attorney	RCW 10.101.020(5)	\$0 and up	<ul style="list-style-type: none"> • A person may be determined to be "indigent and able to contribute" when applying for a public defender. At that point in time, the defendant should be informed of repayment conditions. RCW 10.101.020(5) • A statute allowing for recoupment of attorney fees is permissible because it "is tailored to impose an obligation only upon those with a foreseeable ability to meet it, and to enforce that obligation only against those who actually become able to meet it without hardship." <i>Fuller v. Oregon</i>, 417 U.S. 40, 54 (1974).
Restitution	RCW 9.92.060(2) ; RCW 9.95.210(2)	\$0 and up	<ul style="list-style-type: none"> • RCW 9.92.060(2) and RCW 9.95.210(2) apply to courts of limited jurisdiction. <i>City of Seattle v. Fuller</i>, 177 Wn. 2d 263 (2013). • The court "may require" the defendant to make payments "as are necessary. . . to make restitution" for the crime of conviction or for other crimes "pursuant to a plea agreement." RCW § 9.92.060 (2); RCW 9.95.210(2). • "[T]he State must establish the loss would not have occurred but for the crime." <i>State v. Thomas</i>, 138 Wn.App. 78 (2007).

District and Municipal Court - Criminal LFOs

Charge-Specific LFOs (many not listed here)			
DNA Collection Fee	RCW 43.43.7541	\$100	<ul style="list-style-type: none"> While DNA testing is not required if the WA State Patrol crime lab already has the defendant's sample, 43.43.754(2) all defendants are still required to pay this fee upon each eligible conviction. <i>State v. Thornton</i>, no. 32478-8-III (Wn. Ct. App., June 16, 2015). Applies to: Assault 4 with Sexual Motivation, Communication w/ Minor for Immoral Purposes, Custodial Sexual Misconduct 2, Harassment, Patronizing a Prostitute, Stalking, Violation of Sexual Assault Protection Order, or any crime that requires Sex/Kidnaping Registration. RCW 43.43.754
Domestic Violence Assessment	RCW 10.99.080	\$0 - \$115	<ul style="list-style-type: none"> Discretionary – <i>may impose</i>. RCW 10.99.080(1) Defendant must be convicted of crime involving domestic violence. Includes deferred sentences and cases with suspended penalties/fines. RCW 10.99.080(4) Judges are encouraged to solicit input from the <i>victim</i> re: defendant's ability to pay. RCW 10.99.080(4)
Violation of a DV Protection Order Fine	RCW 26.50.110	\$0 - \$15 and EHM costs	<ul style="list-style-type: none"> The court may require convicted respondent to submit to electronic monitoring. The order may require respondent to pay the costs, but the court <i>shall</i> consider his/her ability to pay. No statutory limit. RCW 26.50.110(1)(b)
DUI Fee	RCW 46.61.5054	\$0 - \$200	<ul style="list-style-type: none"> "Upon a verified petition by the person assessed the fee, the court may suspend payment of all or part of the fee if it finds that the person does not have the ability to pay."
Motor Vehicle Penalty	RCW 46.64.055	\$0 - \$50	<ul style="list-style-type: none"> Imposed in addition to any other penalties for a conviction under Chapter 46. As a <i>penalty</i>, it is subject to the PSEA assessments (see page 1). Therefore, this amount will more than double. The court may reduce, waive or suspend the penalty if the court "finds the offender to be indigent." See definitions of indigence in RCW 10.101.010 and the comments to General Rule 34.
Emergency Response Costs	RCW 38.52.430	\$0 - \$2500	<ul style="list-style-type: none"> Applies when defendant's intoxication causes an incident resulting in emergency response, in connection to: DUI related charges. Prosecution <i>may</i> present court information on expenses incurred. Upon court's finding that they are reasonable, the court <i>shall</i> order to reimburse the public agency.
Crime Lab Fee	RCW 43.43.690	\$0 - \$100	<ul style="list-style-type: none"> Crime laboratory analysis must be performed by a <i>state</i> crime laboratory. "Upon verified petition by the person assessed the fee, the court may suspend payment of all or part of the fee if it finds that the person does not have the ability to pay the fee." RCW 43.43.690
Indecent Exposure or Prostitution Fee	RCW 9A.88.120(1)(a)	\$0 - \$50	<ul style="list-style-type: none"> The court may reduce, waive or suspend the fee by two-thirds if it finds on the record that the defendant does not have the ability to pay the fee.
Permitting Prostitution or Patronizing a Prostitute	RCW 9A.88.120(1)(b)	<ul style="list-style-type: none"> 1st offense \$0 - 1000 2nd \$0 - \$2,500 2+ priors \$0 - \$5,000 	<ul style="list-style-type: none"> The court may reduce, waive or suspend the fee by two-thirds if it finds on the record that the defendant does not have the ability to pay the fee.

ACCOMPLISHMENTS AND FINDINGS FOR 2017 and PLANNING FOR 2018

Clerk Survey

The subcommittee conducted a Clerk Survey and collected information regarding the \$100 LFO Collection Fee. In the survey, clerks were asked to answer the following questions:

1. What is your practice in assessing the (up to) \$100 clerk collection fee?
2. What would happen to your collection activities if the clerk collection fee went away completely?
3. Would you be willing to share the details of your collection program if (a) you and your county remained anonymous, or (b) you and your count were identified?

Survey Results

- Out of 39 counties, 37 responded to the survey.
- Of the 37 counties that responded, 29 reported that they do assess the collection fee and one indicated plans to begin assessing it in the near future.
- Clerks place significant limitations on the amount that is assessed, the number of times the collection fee may be assessed, or the number of cases upon which the collection fee is assessed.
- It appears likely that no county assesses a full \$100.00 collection fee annually on every case with an outstanding balance, for an unlimited number of occurrences.
- Of the 29 counties that assess or plan to start assessing the collection fee in some limited fashion, 21 reported that elimination of the collection fee would cause them to cease or significantly reduce the scope of their collections efforts.

Next Steps

- CLJs Collection Practices Data Collection
 - Identify who are the collection agencies working with the courts?
 - Identify what are the practices within collection agencies, including:
 - i. Participation fees and interest rates
 - ii. Definition of an account, is it a person or case?
 - iii. Sequence in which accounts are paid off, and who makes that decision?
 - iv. How are the collected funds distributed?
 - Identify what's the collection rate, and how much is collected.

ACCOMPLISHMENTS AND FINDINGS FOR 2017 and PLANNING FOR 2018

Members of the Legal Financial Obligation (LFO) Stakeholder Consortium requested and received data from the Administrative Office of the Courts (AOC) on several financial aspects of LFOs in Washington State. The Consortium is the core advisory board and working group that carries out the objectives of the U.S. Department of Justice *Price of Justice Grant*.

- The data received includes LFOs imposed during calendar years 2014-2016, and the data on what payments were received on these specific LFOs
- The data received includes types of adjustments made on these specific LFOs
- This data comprises only a small subset of all payments or adjustments made on LFOs imposed prior to or after these dates
- In this report, data for payments received or adjustments made pertain only to those LFOs that were imposed during 2014-2016

Background – Data Source

The data includes information received from the AOC from 148 courts of limited jurisdiction (CLJs), except for information from Seattle Municipal Court, the state's largest CLJ. The data also includes information from all of the 39 superior courts. However, in 2015, AOC began implementation of Odyssey, the new case management system for superior courts. By the end of the sample period in 2016, five courts had made this transition. As a result of the transition, the data from these courts is no longer available in the Judicial Information System (JIS). The only data available to us from these five courts is the data up to the time they implemented Odyssey.

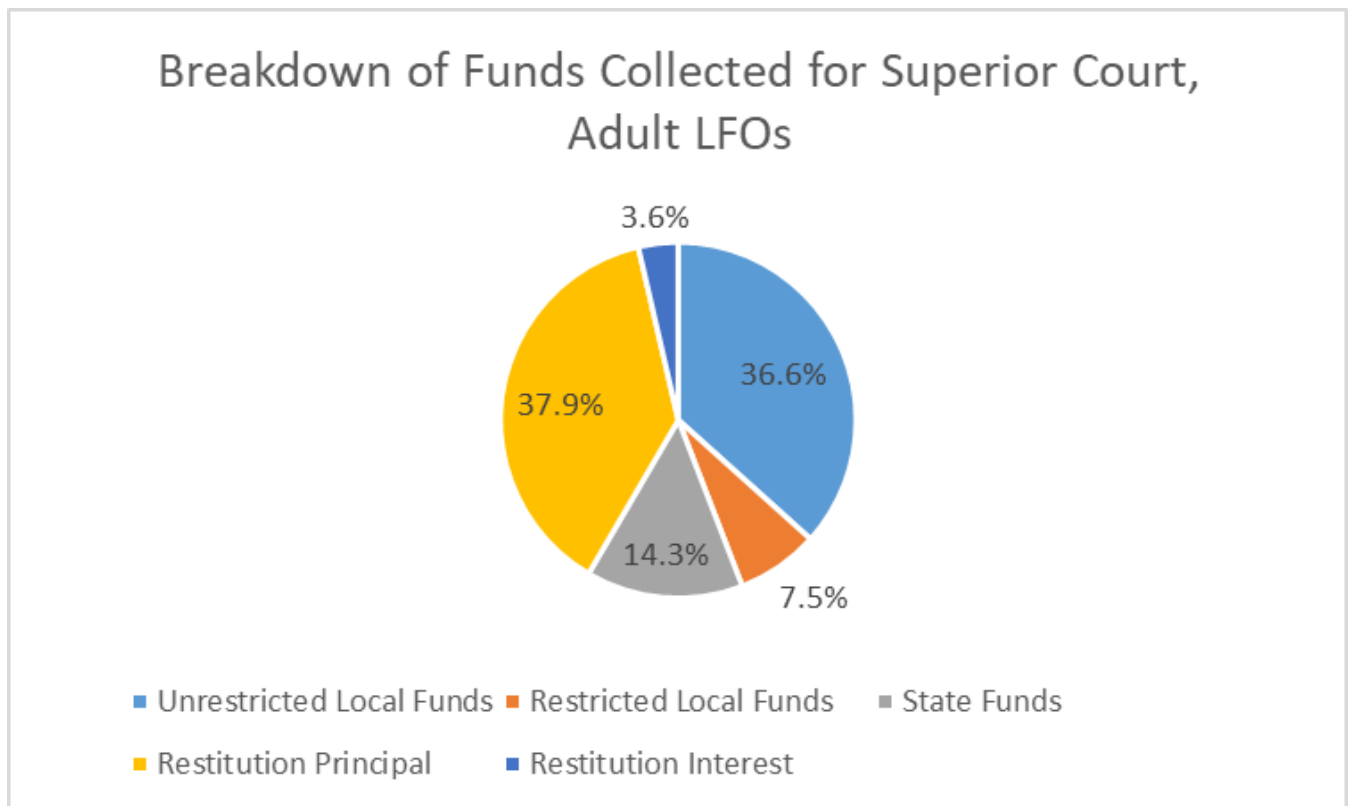
The data is not case specific, does not include individual markers, and it does not include demographic markers. This data only includes the various LFOs imposed by courts, and the data is intended only to provide some understanding of:

- What dollar amounts of LFOs are being imposed?
- What is collected?
- How are collected funds disposed?
- What are courts' practices in making adjustments to LFOs previously imposed?

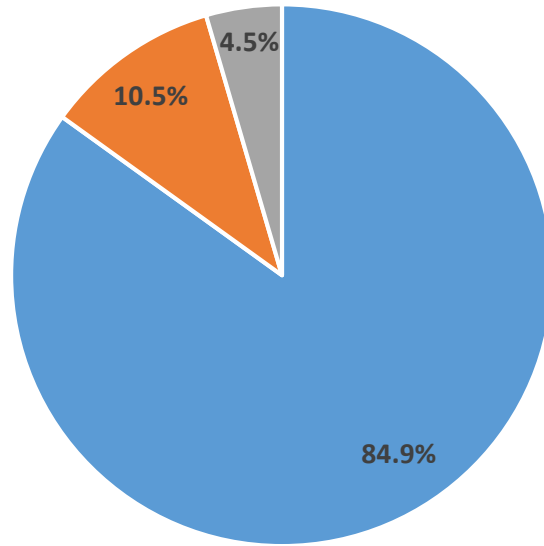
Questions and Findings

1. *“Where does the money that is collected go?”*

The following three graphs illustrate how the funds that were collected on LFOs imposed between calendar years 2014-2016 were disposed.

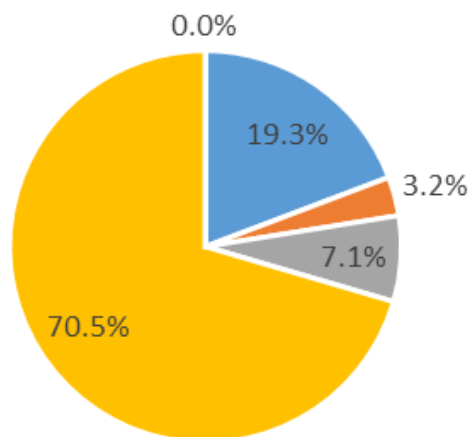


Breakdown of Funds Collected in Courts of Limited Jurisdiction



■ Local Funds ■ State Funds ■ Victims

Breakdown of Funds Collected from Juvenile LFOs



■ Unrestricted Local Funds ■ Restricted Local Funds ■ State Funds
■ Restitution Principal ■ Restitution Interest

2. “How much of the funds being retained locally are restricted?”

It is difficult to answer it with any certainty. In all superior courts state wide, all of the Crime Victim Penalty Assessment (CVP) required in any case resulting in conviction is retained locally, and it is required to be used for crime victim advocacy. Recent legislation requires that all proceeds from the CVP assessments be dedicated to crime victim advocacy work, so this percentage is expected to increase.

- \$577,612 (17%) of the \$3,400,248 (*Distribution of Funds Collected - Local Funds*) collected in adult superior court cases during the sample period was restricted to only being used for crime victim advocacy
- \$15,850 (14%) of the \$110,980 (*Distribution of Funds Collected - Local Funds*) collected in juvenile court cases during the sample period was restricted to only being used for crime victim advocacy
- A significant portion of restrictions on incoming funds from courts is effected by local government legislation.
 - Multitude of local ordinances require funds collected to be used for specific purposes. AOC data does not track all of these local restrictions on use of funds. For example, there are a number of jurisdictions that require defendants convicted of specified drug related offenses to pay a fee into a drug fund. Most of these ordinances require that proceeds from these fees be used to support drug prevention or drug rehabilitation efforts in the local jurisdiction.

3. “How much of the funds paid to crime victims is restitution principal, and how much is restitution interest?”

- Superior Courts
 - \$278,771 of the \$3,201,543 (*Distribution of Funds Collected – Victims*) paid to victims was interest on restitution
- Courts of Limited Jurisdiction
 - No data on any restitution interest paid out
- Juvenile Courts
 - The requirement to pay interest was removed

4. “Can restitution paid to insurance companies be isolated from restitution paid to other victims?”

Because the JIS doesn't have a data field to indicate a specific victim type, it is not possible to answer this question at this time.

Tables – Summaries of the Data

Superior Court Adult LFOs				Distribution of Funds Collected		
Court Name	LFO Imposed	Amount Paid	Sum of Adjustments	Local Funds	State Funds	Victims
ADAMS COUNTY SUPERIOR COURT	239,960.75	24,184.35	14,782.05	10,474.11	3,387.30	10,322.94
ASOTIN COUNTY SUPERIOR COURT	1,431,893.78	158,716.52	(35,253.30)	71,684.26	23,209.86	63,822.40
BENTON COUNTY SUPERIOR COURT	3,612,796.21	318,470.06	164,920.41	140,172.46	45,352.28	132,945.32
CHELAN COUNTY SUPERIOR COURT	1,582,049.78	96,603.29	(24,557.43)	43,294.40	14,014.82	39,294.07
CLALLAM COUNTY SUPERIOR COURT	1,533,581.49	64,931.08	(14,556.03)	28,209.13	9,123.58	27,598.37
CLARK COUNTY SUPERIOR COURT	11,116,345.37	540,007.50	(208,940.87)	240,431.20	77,815.75	221,760.55
COLUMBIA COUNTY SUPERIOR COURT	103,211.55	31,762.18	(2,460.13)	14,271.22	4,620.06	12,870.90
COWLITZ COUNTY SUPERIOR COURT	4,952,644.73	140,150.35	(183,261.47)	61,641.54	19,943.49	58,565.32
DOUGLAS COUNTY SUPERIOR COURT	522,372.41	46,292.22	5,905.77	20,578.24	6,659.87	19,054.12
FERRY COUNTY SUPERIOR COURT	54,860.00	3,705.69	(50.00)	1,642.24	531.44	1,532.01
FRANKLIN COUNTY SUPERIOR COURT	2,654,611.57	386,465.40	247,662.22	173,242.85	56,080.79	157,141.76
GARFIELD COUNTY SUPERIOR COURT	108,193.38	24,308.78	(79,631.01)	10,520.18	3,402.13	10,386.47
GRANT COUNTY SUPERIOR COURT	1,704,324.83	112,204.78	(43,013.10)	49,864.10	16,137.71	46,202.97
GRAYS HARBOR COUNTY SUPERIOR COURT	1,883,684.11	54,924.83	34,171.96	24,031.07	7,773.85	23,119.91
ISLAND COUNTY SUPERIOR COURT	389,741.70	37,494.40	(793.96)	16,744.20	5,419.73	15,330.47
JEFFERSON COUNTY SUPERIOR COURT	584,083.46	15,619.83	(61,529.25)	7,565.57	2,454.12	5,600.13
KING COUNTY SUPERIOR COURT	29,945,405.13	910,942.96	(1,780,726.56)	401,468.68	129,898.50	379,575.78
KITSAP COUNTY SUPERIOR COURT	5,671,689.98	308,712.14	(49,882.73)	136,170.04	44,059.99	128,482.11
KITTITAS COUNTY SUPERIOR COURT	488,190.46	49,104.87	(35,642.62)	21,496.88	6,954.18	20,653.81
Klickitat County Superior Court	307,577.16	60,059.50	(3,949.82)	26,789.61	8,670.92	24,598.97
LEWIS COUNTY CLERK	2,978,008.04	294,535.55	(116,723.23)	127,444.71	41,214.24	125,876.60
LINCOLN COUNTY SUPERIOR COURT	289,315.43	12,757.63	(55,935.25)	5,704.39	1,846.45	5,206.79
MASON COUNTY SUPERIOR COURT	1,879,639.57	112,771.47	(3,580.37)	55,339.47	17,956.98	39,475.02
OKANOGAN COUNTY SUPERIOR COURT	1,232,748.65	43,868.28	(1,847.34)	21,202.44	6,877.27	15,788.57
PACIFIC COUNTY SUPERIOR COURT	491,871.65	28,968.34	(82,359.87)	12,643.39	4,089.75	12,235.21
PEND OREILLE CO SUPERIOR COURT	214,412.60	9,417.29	(15,302.82)	4,254.44	1,377.51	3,785.34
PIERCE COUNTY SUPERIOR COURT	19,979,836.43	619,812.29	(522,291.17)	273,371.60	88,453.54	257,987.15
SAN JUAN COUNTY SUPERIOR COURT	36,185.12	6,408.54	(731.18)	3,013.57	976.79	2,418.18
SKAGIT COUNTY SUPERIOR COURT	2,168,260.50	99,553.11	(104,450.04)	43,848.22	14,187.21	41,517.68
SKAMANIA COUNTY SUPERIOR COURT	165,066.38	25,108.10	18,367.40	10,865.61	3,513.84	10,728.65
SNOHOMISH COUNTY SUPERIOR COURT	7,178,307.11	940,267.25	(84,101.32)	409,927.64	132,594.74	397,744.86
SPOKANE COUNTY SUPERIOR COURT	9,019,802.51	536,934.87	(258,323.01)	235,438.86	76,167.26	225,328.75
STEVENS COUNTY SUPERIOR COURT	1,094,379.63	31,066.42	(7,536.79)	13,788.64	4,462.31	12,815.47
THURSTON COUNTY SUPERIOR COURT	3,986,985.52	881,301.14	(171,665.17)	382,508.77	123,710.08	375,082.28
WAHIAKUM COUNTY SUPERIOR COURT	81,807.39	8,917.68	2,606.73	3,878.87	1,254.57	3,784.24
WALLA WALLA CO SUPERIOR COURT	1,121,004.26	102,733.07	(1,324.42)	45,622.40	14,764.66	42,346.00
WHATCOM COUNTY SUPERIOR COURT	4,329,453.08	123,554.25	(61,085.31)	54,977.67	17,793.27	50,783.31
WHITMAN COUNTY SUPERIOR COURT	218,354.25	81,959.80	(13,365.18)	37,144.50	12,027.74	32,787.55
YAKIMA COUNTY SUPERIOR COURT	5,629,747.64	357,425.38	(201,244.63)	158,981.01	51,452.91	146,991.47
Grand Total	130,982,403.61	7,702,021.19	(3,737,698.84)	3,400,248.18	1,100,231.48	3,201,541.53
				44.1%	14.3%	41.6%

Courts of Limited Jurisdiction				Distribution of Funds Collected		
Court Name	LFO Imposed	Amount Paid	Sum of Adjustments	Local Funds	State Funds	Victims
#1 GRAYS HARBOR DISTRICT COURT	273,847.69	26,411.05	(3,786.54)	12,969.65	7,448.92	5,992.48
#2 GRAYS HARBOR DISTRICT COURT	124.00	46.27	-	32.49	13.78	-
ABERDEEN MUNICIPAL COURT	760,274.59	33,146.51	(27,860.72)	25,219.30	4,860.53	3,066.68
AIRWAY HEIGHTS MUNICIPAL	255,972.09	7,795.77	(769.31)	7,343.03	402.74	50.00
ANACORTES MUNICIPAL COURT	119,610.24	7,821.88	14,059.16	6,224.26	1,336.51	261.11
ASOTIN DISTRICT COURT	75,042.50	9,253.43	22,567.24	7,352.80	1,900.63	-
ASOTIN MUNICIPAL COURT	62.00	-	-	-	-	-
BAINBRIDGE ISLAND MUNICIPAL CRT	46,874.50	4,454.85	(4,805.22)	4,222.51	132.34	100.00
BATTLE GROUND MUNICIPAL COURT	312,716.52	31,388.86	1,714.50	22,968.56	6,806.54	1,613.76
BELLINGHAM MUNICIPAL COURT	2,450,206.29	80,353.61	(581,780.60)	76,345.77	3,986.83	21.01
BENTON COUNTY DISTRICT COURT	3,391,125.70	324,093.60	77,843.53	296,066.35	28,027.25	-
BLACK DIAMOND MUNICIPAL COURT	63,087.00	3,463.91	(240.00)	2,523.04	352.27	588.60
BLAINE MUNICIPAL COURT	126,579.00	8,728.95	(1,457.50)	8,089.27	589.68	50.00
BONNEY LAKE MUNICIPAL COURT	640,252.36	51,785.51	28,670.65	46,332.83	5,082.68	370.00
BOTHELL MUNICIPAL COURT	417,213.01	13,386.81	(5,238.28)	11,870.97	1,437.97	77.87
BREMERTON MUNICIPAL COURT	1,364,781.79	50,941.07	13,904.20	45,518.92	1,001.02	4,421.13
BRIDGEPORT DISTRICT COURT	167,911.37	11,169.89	18,987.10	10,106.19	521.68	542.02
BUCKLEY MUNICIPAL COURT	72,784.00	4,682.20	(1,010.00)	4,267.77	414.42	-
BURLINGTON MUNICIPAL COURT	105,949.28	6,859.44	65,657.00	5,294.93	702.49	862.02
CAMAS/WASHOUGAL MUNICIPAL COURT	565,283.27	21,066.15	(31,110.97)	15,401.17	2,640.21	3,024.77
CENTRALIA MUNICIPAL COURT	981,240.88	35,665.97	32,254.74	33,472.29	2,042.68	151.00
CHEHALIS MUNICIPAL COURT	242,160.96	18,060.88	88,394.96	16,264.31	1,671.57	125.00
CHELAN COUNTY DISTRICT COURT	1,191,635.33	97,069.52	53,013.95	76,933.59	20,135.93	-
CHENEY MUNICIPAL COURT	221,151.24	8,911.30	105,239.50	7,978.46	855.84	77.00
CLALLAM COUNTY DISTRICT COURT #1	1,268,882.62	126,781.41	(6,695.78)	115,164.27	6,136.89	5,480.25
CLALLAM DISTRICT COURT #2	305,991.24	25,871.07	27,587.77	19,590.82	1,888.00	4,392.25
CLARK COUNTY DISTRICT COURT	5,813,562.14	280,212.43	(694,435.48)	202,145.57	44,194.57	33,872.29
CLE ELUM MUNICIPAL COURT	57,442.19	4,318.78	8,210.00	4,207.59	111.19	-
COLFAX MUNICIPAL COURT	12,598.00	250.43	(245.00)	241.54	8.89	-
COLUMBIA COUNTY DISTRICT COURT	21,611.41	5,066.77	224.50	4,671.44	230.33	165.00
COSMOPOLIS MUNICIPAL COURT	3,451.00	401.12	-	334.29	66.83	-
COWLITZ COUNTY DISTRICT COURT	1,298,861.23	70,299.68	(8,543.03)	52,649.85	13,467.34	4,182.49
DES MOINES MUNICIPAL COURT	222,859.62	9,742.98	(799.00)	7,573.48	2,004.25	165.25
DOUGLAS DISTRICT COURT	509,365.89	55,882.55	66,322.73	45,807.82	2,529.73	7,545.00
E WENATCHEE MUNI CT(509)884-0680	685,452.67	37,083.20	46,604.34	35,210.57	922.63	950.00
E. KLIKITAT DISTRICT	236,568.02	10,354.44	128.77	7,051.96	2,866.23	436.25
EDMONDS MUNICIPAL COURT	366,388.83	19,121.75	(6,618.49)	16,805.24	1,556.51	760.00
ELMA MUNICIPAL COURT	68,956.22	6,184.64	(254.31)	5,575.68	568.96	40.00
ENUMCLAW MUNICIPAL COURT	122,533.50	9,291.47	(2,312.37)	7,187.74	1,806.73	297.00
EVERETT MUNICIPAL COURT	1,699,933.08	59,353.82	(11,304.72)	52,901.18	6,452.64	-
EVERSON-NOOKSACK MUNICIPAL COURT	89,412.79	9,861.89	24,856.68	9,708.26	153.63	-
FEDERAL WAY MUNICIPAL COURT	1,456,840.37	56,667.75	(3,094.75)	43,237.69	6,547.55	6,882.51
FERNDAL MUNICIPAL COURT	854,194.29	42,830.93	345,190.00	37,952.91	4,062.96	815.06
FERRY COUNTY DISTRICT COURT	25,926.15	4,138.16	(241.00)	3,408.33	607.81	122.02
FIFE MUNICIPAL COURT	617,469.62	24,228.53	16,267.41	22,305.53	1,793.00	130.00
FIRCREST MUNICIPAL COURT	135,773.83	10,029.67	(6,327.10)	9,066.87	962.80	-
FRANKLIN DISTRICT COURT	750,966.11	62,154.04	(29,337.22)	55,338.14	4,715.00	2,100.90
GARFIELD COUNTY DISTRICT COURT	15,626.68	1,958.16	251.00	1,416.40	541.76	-
GIG HARBOR MUNICIPAL COURT	167,237.64	9,444.65	(4,430.40)	8,146.60	1,168.05	130.00
GRANGER MUNICIPAL COURT	17,449.05	997.55	85.00	893.66	103.89	-
GRANT COUNTY DISTRICT COURT	2,036,629.28	114,343.40	522,503.38	100,713.55	10,729.69	2,900.16
HOQUIAM MUNICIPAL COURT	213,264.99	14,694.17	1,205.86	12,401.25	1,579.67	713.25
ISLAND COUNTY DISTRICT COURT	262,397.28	26,389.27	(19,078.01)	20,805.71	4,273.06	1,310.50
ISSAQUAH MUNICIPAL COURT	433,078.97	16,006.78	(15,320.29)	13,488.97	773.82	1,743.99
JEFFERSON DISTRICT COURT	327,213.17	25,402.95	(1,242.75)	22,533.81	1,318.72	1,550.42
KCDC AUBURN COURTHOUSE	57,075.84	11,169.00	(21,407.73)	8,528.80	951.16	1,689.04
KCDC-EAST DIV (BEL)	509.88	33.69	(119.38)	20.15	13.54	-
KCDC-EAST DIV (ISQ)	270.00	-	-	-	-	-
KCDC-EAST DIV (NED)	4,519.50	320.42	(2,150.50)	320.42	-	-
KCDC-EAST DIV (SHO)	6,557.50	778.43	(134.75)	745.57	32.86	-
KCDC-SO DIV (AUK)	487.00	29.51	(28.00)	15.36	14.15	-
KCDC-SO DIV (FWD)	505.50	(70.25)	(505.50)	(70.25)	-	-
KCDC-SO DIV (RDC)	60.27	-	-	-	-	-
KCDC-SO DIV (SWD)	1,601.00	107.99	(3,195.00)	61.62	46.37	-
KCDC-WEST DIV (SDC)	1,784.00	332.81	(390.50)	332.81	-	-
KENT MUNICIPAL COURT	2,392,371.71	94,319.00	(164,157.87)	75,455.70	11,402.99	7,460.31
KING COUNTY DISTRICT COURT	6,351,340.87	294,451.13	(302,587.44)	260,433.45	34,017.68	-
KIRKLAND MUNICIPAL COURT	1,078,142.74	67,988.40	(30,753.99)	62,905.00	4,133.91	949.49
KITSAP DISTRICT COURT	2,264,347.96	176,161.91	86,412.39	166,025.53	7,649.38	2,487.00
LAKE FOREST PARK MUNICIPAL COURT	71,244.30	14,923.18	9,356.62	9,549.89	1,580.39	3,792.90
LAKEWOOD MUNICIPAL COURT	1,341,714.49	57,594.14	10,995.84	51,610.22	3,162.55	2,821.37
LEWIS COUNTY DISTRICT COURT LAW	1,092,471.82	69,841.79	37,990.01	61,540.93	7,657.32	643.54
LINCOLN COUNTY DISTRICT COURT	211,507.23	24,183.77	27,644.80	21,686.24	1,849.07	648.46
LOWER KITTITAS DISTRICT COURT	1,000,827.01	61,834.67	134,281.22	53,831.94	4,590.72	3,412.01

LYNDEN MUNICIPAL COURT	181,349.70	9,738.68	55,913.25	8,825.20	913.48	-
LYNNWOOD MUNICIPAL COURT	3,082,996.66	75,638.15	(5,019.39)	71,596.00	2,740.77	1,301.38
MARYSVILLE MUNICIPAL COURT	2,126,504.31	56,740.83	(35,279.47)	47,470.75	5,709.25	3,560.83
MASON COUNTY DISTRICT COURT	1,413,696.77	62,006.25	57,823.70	52,900.28	4,860.97	4,245.00
MERCER ISLAND MUNICIPAL COURT	92,429.50	6,116.92	583.00	5,269.82	847.10	-
MILTON MUNICIPAL COURT	220,333.33	13,920.05	(516.50)	12,603.30	1,316.75	-
MONROE MUNICIPAL COURT	87,848.91	1,096.12	(408.00)	761.69	199.43	135.00
MONTESANO MUNICIPAL COURT	27,509.61	3,427.36	(41.50)	3,248.44	178.92	-
MOUNT VERNON MUNICIPAL COURT	221,015.23	17,261.47	89,841.29	13,462.70	2,031.25	1,767.52
NAPAVINE MUNICIPAL COURT	23,802.13	2,838.43	543.55	2,361.95	476.48	-
NORTH BONNEVILLE MUNICIPAL COURT	7,168.00	289.58	(40.00)	287.62	1.96	-
NORTH PACIFIC DISTRICT COURT PACIF	33,685.50	4,292.82	(375.00)	4,050.63	242.19	-
OAKVILLE MUNICIPAL COURT	5,739.99	493.83	-	477.64	16.19	-
OCEAN SHORES MUNICIPAL COURT	21,607.15	2,621.81	1,150.00	2,396.42	25.39	200.00
OKANOGAN COUNTY DISTRICT COURT	1,098,409.79	43,463.22	(38,836.95)	37,793.25	3,737.69	1,932.28
OLYMPIA MUNICIPAL COURT	468,227.81	25,416.95	(4,589.65)	22,277.67	1,689.15	1,450.13
ORTING MUNICIPAL COURT	71,197.70	5,513.44	141.01	4,215.22	936.22	362.00
OTHELLO DISTRICT COURT	83,903.20	14,316.85	(307.00)	9,134.29	4,608.55	574.01
PACIFIC MUNICIPAL COURT	295,529.38	21,244.93	175,817.13	20,179.65	1,025.28	40.00
PASCO MUNICIPAL COURT	1,254,227.00	77,239.27	(2,288.45)	75,080.13	2,159.14	-
PEND OREILLE DISTRICT COURT	205,275.99	19,266.80	325.12	16,544.56	1,115.04	1,607.20
PIERCE COUNTY DISTRICT COURT	3,397,868.01	102,418.23	(121,849.19)	89,934.48	12,483.75	-
PORT ORCHARD MUNICIPAL COURT	965,960.18	29,966.63	5,774.77	28,866.72	1,099.91	-
POULSBO MUNICIPAL COURT	257,793.36	15,797.77	10,746.84	15,337.28	207.33	253.16
PUYALLUP MUNICIPAL COURT	949,660.35	56,627.13	(7,139.61)	46,273.44	8,633.53	1,720.16
RAYMOND MUNICIPAL COURT	14,158.47	1,202.41	-	1,016.59	85.82	100.00
RENTON MUNICIPAL COURT	1,417,437.81	70,038.47	(4,275.37)	64,497.60	4,362.36	1,178.51
RITZVILLE DISTRICT COURT	30,240.35	3,170.12	-	1,933.50	927.59	309.03
ROSLYN MUNICIPAL COURT	8,537.00	940.59	1,680.00	845.82	94.77	-
ROY MUNICIPAL COURT	10,272.50	2,073.61	1,050.00	1,609.32	464.29	-
RUSTON MUNICIPAL COURT	47,928.50	3,320.83	100.00	3,162.03	158.80	-
SAN JUAN DISTRICT COURT	100,260.50	16,081.89	(31,306.87)	13,933.88	1,398.01	750.00
SEATAC MUNICIPAL COURT	455,953.18	16,713.93	(37,710.09)	15,645.08	816.76	252.09
SEDRO-WOOLLEY MUNICIPAL COURT	15,941.67	1,769.00	169.03	1,134.79	634.21	-
SELAH MUNICIPAL COURT	144,811.94	9,188.37	106.00	6,773.67	1,420.54	994.16
SHELTON MUNICIPAL COURT	248,835.66	17,946.38	22,023.20	16,021.82	969.56	955.00
SKAGIT COUNTY DISTRICT COURT	568,048.75	50,547.53	87,290.52	38,376.69	10,901.78	1,269.06
SKAMANIA COUNTY DISTRICT COURT	93,474.16	7,578.89	(4,863.32)	5,872.15	1,366.74	340.00
SNO CO DIST CT CASCADE DIV	362,551.50	18,836.56	(6,039.50)	17,017.95	1,818.61	-
SNO CO DIST CT EVERETT DIV	974,795.97	47,913.03	(4,296.35)	41,821.67	6,091.36	-
SNO CO DIST CT EVERGREEN DIV	714,995.88	32,810.87	(22,562.51)	29,305.39	2,341.64	1,163.84
SNO CO DIST CT SOUTH DIV	814,596.37	44,990.86	(4,379.93)	38,196.50	5,680.59	1,113.77
SOUTH BEND MUNICIPAL COURT	8,714.20	439.58	(60.00)	346.91	22.67	70.00
SOUTH PACIFIC DISTRICT COURT	127,510.30	19,879.17	167.55	18,580.07	1,199.10	100.00
SPOKANE COUNTY DISTRICT COURT	3,610,931.16	117,955.31	(116,059.65)	97,035.86	6,140.82	14,778.63
SPOKANE MUNICIPAL COURT	1,804.00	7,413.59	(5,839.07)	5,600.26	928.33	885.00
STEILACOOM MUNICIPAL COURT	50.00	1,933.59	(191.82)	1,798.52	135.07	-
STEVENS COUNTY DISTRICT COURT	521,791.45	17,051.75	(10,488.09)	12,249.04	2,369.51	2,433.20
STEVENSON MUNICIPAL COURT	13,814.50	899.80	-	682.43	142.37	75.00
SUMAS MUNICIPAL COURT	65,086.83	5,165.93	4,589.35	4,987.46	158.47	20.00
SUMNER MUNICIPAL COURT	77,008.43	8,295.70	5,462.50	5,420.71	1,424.99	1,450.00
SUNNYSIDE MUNICIPAL COURT	214,371.13	13,271.20	(1,543.20)	9,610.74	2,221.53	1,438.93
TACOMA MUNICIPAL COURT	522,212.71	24,457.10	(20,894.62)	14,228.86	5,321.53	4,906.71
TENINO MUNICIPAL COURT	12,361.00	1,950.82	(267.93)	1,412.86	537.96	-
THURSTON COUNTY DISTRICT COURT	1,076,868.74	64,158.33	(18,121.36)	49,824.38	12,628.32	1,705.63
TOPPENISH MUNICIPAL COURT	373,204.22	3,734.70	(4,625.30)	3,268.02	466.68	-
TUKWILA MUNICIPAL COURT	545,216.81	13,377.92	(3,659.18)	10,905.74	1,102.18	1,370.00
UNION GAP MUNICIPAL COURT	102,935.83	13,586.12	(2,757.01)	11,066.06	2,143.38	376.68
UPPER KITTITAS DISTRICT COURT	353,330.02	12,505.63	4,381.09	11,594.32	673.46	237.85
VADER MUNICIPAL COURT	16,147.87	623.60	-	583.02	40.58	-
W. KLICKITAT DISTRICT	81,099.79	5,865.83	(166.62)	4,315.68	760.11	790.04
WAHIAKUM DISTRICT COURT	35,434.16	2,425.39	(642.95)	1,540.01	270.38	615.00
WALLA WALLA DISTRICT COURT	557,894.57	28,558.22	(3,077.39)	22,839.46	4,544.76	1,174.00
WAPATO MUNICIPAL COURT	307,544.79	9,637.20	(6,207.65)	7,666.19	1,971.01	-
WESTPORT MUNICIPAL COURT	39,813.44	4,103.81	(457.64)	3,118.17	385.64	600.00
WHATCOM COUNTY DISTRICT COURT	1,910,626.37	126,562.75	(607,593.97)	116,762.12	9,800.63	-
WHITMAN COUNTY DISTRICT COURT	235,208.40	29,410.30	(24,087.89)	25,106.05	2,428.14	1,876.11
WILKESON MUNICIPAL COURT	3,482.00	421.38	50.00	372.95	48.43	-
WINLOCK MUNICIPAL COURT	32,090.80	2,315.15	805.00	2,128.10	187.05	-
YAKIMA CO DIST CT - GRM -	616.00	96.10	(446.00)	77.30	18.80	-
YAKIMA CO DIST CT - YDC -	2,112,518.97	95,885.57	(43,460.92)	58,733.03	22,886.06	14,266.48
YAKIMA MUNICIPAL COURT	3,343,100.66	57,421.89	(24,797.07)	39,283.71	9,759.06	8,379.12
YELM MUNICIPAL COURT	83,755.97	7,096.02	(239.00)	5,441.79	1,634.23	20.00
ZILLAH MUNICIPAL COURT	18,330.11	2,241.05	(493.00)	1,783.97	222.08	235.00
(blank)						
Grand Total	88,842,617.11	4,581,538.82	(807,112.73)	3,891,205.93	482,972.22	207,360.67
				84.9%	10.5%	4.5%

Juvenile Courts			Distribution of Funds Collected			
Court Name	LFO Imposed	Amount Paid	Sum of Adjustments	Local Funds	State Funds	Victims
ADAMS COUNTY SUPERIOR COURT	1,485.27	557.09	-	125.12	39.39	392.58
ASOTIN COUNTY SUPERIOR COURT	304,950.12	18,106.48	(2,344.05)	4,066.72	1,280.13	12,759.64
BENTON COUNTY SUPERIOR COURT	85,195.88	18,350.75	68,291.75	4,121.58	1,297.40	12,931.77
CHELAN COUNTY SUPERIOR COURT	77,262.10	9,369.72	(4,244.32)	2,104.44	662.44	6,602.84
CLALLAM COUNTY SUPERIOR COURT	14,433.70	1,926.67	(1,208.78)	432.73	136.22	1,357.72
CLARK COUNTY SUPERIOR COURT	368,165.15	44,612.28	83,091.78	10,019.92	3,154.09	31,438.27
COLUMBIA COUNTY SUPERIOR COURT	8,059.21	3,259.56	300.00	732.10	230.45	2,297.01
COWLITZ COUNTY SUPERIOR COURT	220,210.26	7,856.38	(15,219.06)	1,764.54	555.45	5,536.39
DOUGLAS COUNTY SUPERIOR COURT	18,473.93	3,663.64	(8,421.45)	822.85	259.02	2,581.77
FERRY COUNTY SUPERIOR COURT	7,398.06	268.49	-	60.30	18.98	189.20
FRANKLIN COUNTY SUPERIOR COURT	183,487.05	37,689.27	86,456.03	8,465.01	2,664.63	26,559.63
GARFIELD COUNTY SUPERIOR COURT	5,315.00	521.60	-	117.15	36.88	367.57
GRANT COUNTY SUPERIOR COURT	509,526.82	8,810.44	(397,830.42)	1,978.82	622.90	6,208.72
GRAYS HARBOR COUNTY SUPERIOR COURT	22,178.44	2,459.63	927.20	552.43	173.90	1,733.30
ISLAND COUNTY SUPERIOR COURT	57,545.84	3,344.46	(856.39)	751.17	236.45	2,356.84
JEFFERSON COUNTY SUPERIOR COURT	6,236.45	4,288.71	(200.00)	963.24	303.21	3,022.25
KING COUNTY SUPERIOR COURT	1,219,153.21	55,057.50	(284,641.53)	12,365.91	3,892.57	38,799.02
KITSAP COUNTY SUPERIOR COURT	354,576.80	19,223.55	118,778.15	4,317.61	1,359.10	13,546.84
KITTITAS COUNTY SUPERIOR COURT	1,958.34	2,258.87	(320.48)	507.34	159.70	1,591.83
Klickitat County Superior Court	25,930.53	5,201.77	(3,271.30)	1,168.32	367.77	3,665.69
LEWIS COUNTY CLERK	85,922.68	6,210.41	(1,012.50)	1,394.86	439.08	4,376.48
LINCOLN COUNTY SUPERIOR COURT	1,387.37	1,172.81	80.00	263.41	82.92	826.48
MASON COUNTY SUPERIOR COURT	30,246.71	34,485.65	5,506.05	7,745.48	2,438.14	24,302.04
OKANOGAN COUNTY SUPERIOR COURT	46,548.45	11,821.73	(93.00)	2,655.16	835.80	8,330.77
PACIFIC COUNTY SUPERIOR COURT	6,846.39	1,145.00	-	257.17	80.95	806.88
PEND OREILLE CO SUPERIOR COURT	1,572.00	1,079.85	700.00	242.53	76.35	760.97
PIERCE COUNTY SUPERIOR COURT	361,763.47	38,488.77	(17,670.13)	8,644.58	2,721.16	27,123.04
SAN JUAN COUNTY SUPERIOR COURT	10,725.94	1,315.75	(1,044.91)	295.52	93.02	927.21
SKAGIT COUNTY SUPERIOR COURT	72,954.53	5,886.49	(5,512.07)	1,322.11	416.17	4,148.21
SKAMANIA COUNTY SUPERIOR COURT	2,165.27	536.33	(25.00)	120.46	37.92	377.95
SNOHOMISH COUNTY SUPERIOR COURT	278,122.88	34,922.25	(149,593.90)	7,843.54	2,469.00	24,609.71
SPOKANE COUNTY SUPERIOR COURT	346,775.10	26,574.91	(3,718.11)	5,968.72	1,878.85	18,727.34
STEVENS COUNTY SUPERIOR COURT	13,026.65	2,354.18	(101.72)	528.75	166.44	1,658.99
THURSTON COUNTY SUPERIOR COURT	202,967.92	24,334.47	(1,416.82)	5,465.52	1,720.45	17,148.50
WAHIAKUM COUNTY SUPERIOR COURT	2,172.70	287.20	-	64.51	20.31	202.39
WALLA WALLA CO SUPERIOR COURT	34,501.16	7,907.54	(510.00)	1,776.03	559.06	5,572.44
WHATCOM COUNTY SUPERIOR COURT	115,201.44	10,044.30	(1,946.10)	2,255.95	710.13	7,078.22
WHITMAN COUNTY SUPERIOR COURT	26,253.23	9,975.09	2,171.28	2,240.41	705.24	7,029.45
YAKIMA COUNTY SUPERIOR COURT	238,287.32	28,753.56	(10,951.16)	6,458.05	2,032.88	20,262.63
Grand Total	5,368,983.37	494,123.15	(545,850.96)	110,980.06 22.5%	34,934.51 7.1%	348,208.58 70.5%

Next Steps

- Further analysis of fiscal data from the Administrative Office of the Courts to isolate more detailed data about fiscal relationships between:
 - The number of cases with outstanding balance, and
 - The number of individuals with outstanding balance, and
 - The percentage of cases paid in full, and
 - The percentage of what is imposed that ultimately gets paid.
- Review set of court related data to determine frequency of post-sentence hearings, and frequency of post-sentence incarceration, to determine costs.
- Create document to capture costs related to counties executing their LFO programs across superior courts and CLJs.