

DEPENDENT CHILDREN IN WASHINGTON STATE: CASE TIMELINESS AND OUTCOMES



2020 Annual Report



WASHINGTON STATE CENTER
FOR COURT RESEARCH

This page left intentionally blank.

Dependent Children in Washington State: Case Timeliness and Outcomes 2020 Annual Report

Produced by the Washington State Center for Court Research

Dr. Carl McCurley, Manager
Matt Orme, Senior Research Associate
Cindy Bricker, Court Improvement Program Supervisor
Rachael Sanford, Research Assistant

Administrative Office of the Courts
Washington State Center for Court Research
PO BOX 41170
Olympia, WA 98504-1170
(360) 753-3365
wscrr@courts.wa.gov

Other staff contributors: Wei Wang and Susan Goulet
Other external contributors: Department of Children, Youth, and Families; Court Improvement Training Academy; and DSHS Research and Data Analysis.

Photos: The images used on the cover and throughout this report are of models and are used for illustrative purposes only.

Recommended Citation:

Orme, M.; McCurley, C.; Bricker, C.; Sanford, R.; Wang, W. (2021) *Dependent Children in Washington State Case Timeliness and Outcomes, 2020 Annual Report*. Olympia, WA: Center for Court Research, Administrative Office of the Courts.

TABLE OF CONTENTS

INTRODUCTION	1
Case Volumes and Filing Trends	2
Dependency Filings and Rates by County	3
OBJECTIVES	4
Objective 1: Fact-Finding within 75 Days	5
Objective 2: Review Hearing every 6 Months	7
Objective 3: Permanency Planning Hearing within 12 Months	11
Objective 4: Permanency Achieved before 15 Months of Out-of-Home Care	15
Objective 5: Termination of Parental Rights Petition Filed within 15 Months of Out-of-Home Care	18
Objective 6: Adoption Completed within 6 Months of Termination Order	21
Objective 7: Prior Dependency Statewide	23
CAREGIVER NOTIFICATIONS AND CAREGIVER REPORTS	25
PROGRAMS	26
Dependency Court Improvement Efforts	26
Court Improvement Program	26
Continuous Quality Improvement	27
Court Improvement Training Academy	28
Early Engagement Strategies	30
Family First Prevention Services Act	30
Family Practice Model	32
Family Time	34
Finding Fathers in Dependency Cases	36
Mediation and Settlement Conferences	36
Meeting the Needs of Infants, Toddlers and Their Families	38
Parents for Parents Program	40
Permanency from Day One (PFD1)—Federal Grant	42
Local Initiatives to Improve Courts	44
Family and Juvenile Court Improvement Program	44
Family Treatment Courts	47
Collaboration with Other Child Welfare Partners	48
Children's Representation Program	48
Child Advocates / Court Appointed Special Advocates	50
The Commission on Children in Foster Care	52
Extended Foster Care	53
Indian Child Welfare Act Projects	54
Innovative Dependency Court Collaborative	55
Parent's Representation Program	56
Washington's Program Improvement Plan	57
Youth Leadership Summit	60

APPENDICES61
Appendix A: FJCIP61
Appendix B: Demographics61
Appendix C: County Level Data61

AdamsC-6
AsotinC-10
BentonC-14
ChelanC-18
ClallamC-22
ClarkC-26
ColumbiaC-30
CowlitzC-34
DouglasC-38
FerryC-42
FranklinC-46
GarfieldC-50
GrantC-54
Grays HarborC-58
IslandC-62
JeffersonC-66
KingC-70
KitsapC-74
KittitasC-78
KlickitatC-82
LewisC-86
LincolnC-90
MasonC-94
OkanoganC-98
PacificC-102
Pend OreilleC-106
PierceC-110
San JuanC-114
SkagitC-118
SkamaniaC-122
SnohomishC-126
SpokaneC-130
StevensC-134
ThurstonC-138
WahkiakumC-142
Walla WallaC-146
WhatcomC-150
WhitmanC-154
YakimaC-158

The Supreme Court

State of Washington

STEVEN C. GONZÁLEZ
CHIEF JUSTICE
TEMPLE OF JUSTICE
POST OFFICE BOX 40929
OLYMPIA, WASHINGTON 98504-0929



(360) 357-2030
E-MAIL J.S.GONZALEZ@COURTS.WA.GOV

April 30, 2021

INTRODUCTION

This edition of the DEPENDENT CHILDREN IN WASHINGTON STATE: CASE TIMELINESS AND OUTCOMES adds data from 2020 to the ongoing series of dependency performance reporting produced by the Administrative Office of the Courts. Of course 2020 was a year like no other in recent times. The impacts of the COVID-19 pandemic, which was first noticed early in the year, have been pervasive:

- Court closures and virtual hearings created a challenge for courts to provide essential court functions, implement new technologies, and keep information flowing across the court community.
- With pandemic-related court closures and reduced capacity to hear cases, hearing schedules were thrown into disarray and continuances granted. The impact on all timeliness indicators was predictable as case processing slowed substantially.
- The AOC and courts sought to record the pandemic's impact and so created a new public health emergency code to track hearing continuances due to COVID.
- There was a sharp decline in the number of dependency cases filed in court. Some experts predict that dependency case filings will increase when the pandemic restrictions are lifted and mandated reporters have more direct contact with children and families.

This report and the other components of Washington State's Dependency Timeliness Reporting Program—the Dependency Dashboard and the Interactive Dependency Timeliness Report—are used by the courts and other institutional actors in child welfare to track process and outcomes, to plan improvements, and to follow the impact of local- and state-level innovations to the dependency system. The Reporting Program also provides helpful perspective on the impact of COVID-19 on court handling of dependency cases.

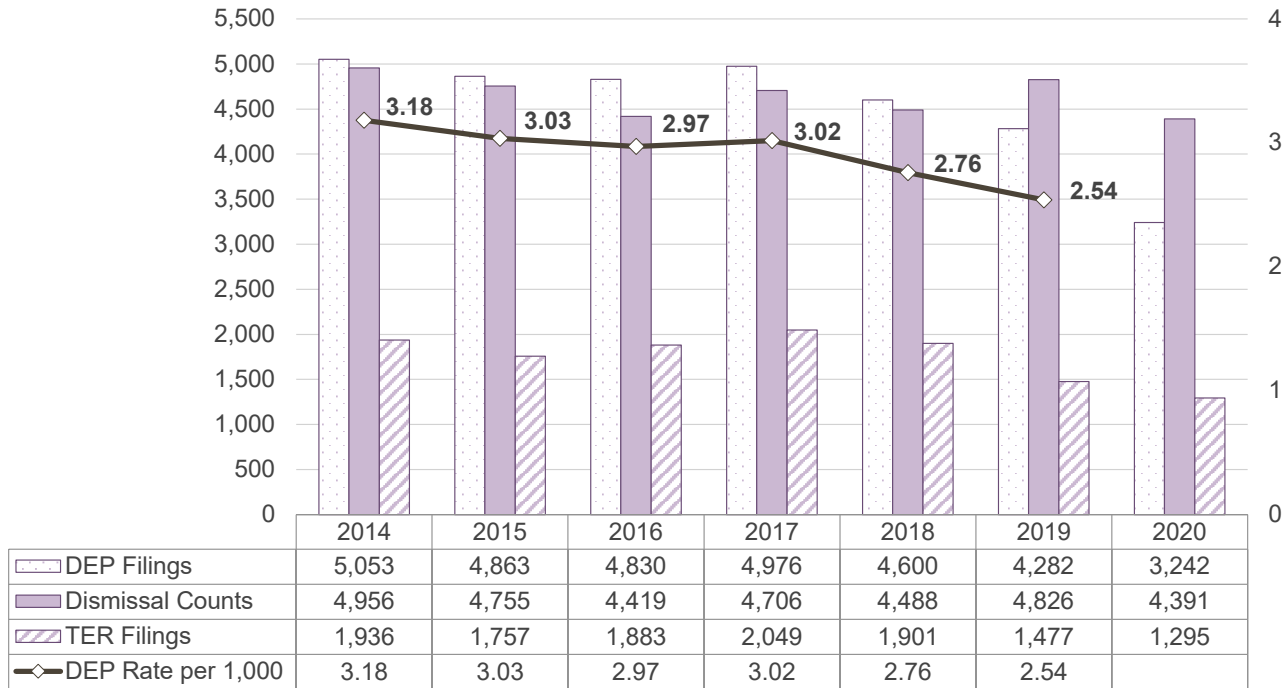
Support from the federal Court Improvement Program (CIP) and the inspired work of the many people involved in all stages, from data development to engagement with local-level court-based teams, have propelled the Reporting Program into the first rank of all such programs in the United States. We hope to continually improve our use of data from the courts, the Department of Children, Youth, and Families, and from other sources to guide our decisions about how to improve outcomes for vulnerable children and families.

Sincerely,

Steven C. González
Chief Justice
Washington State Supreme Court

CASE VOLUMES AND FILING TRENDS

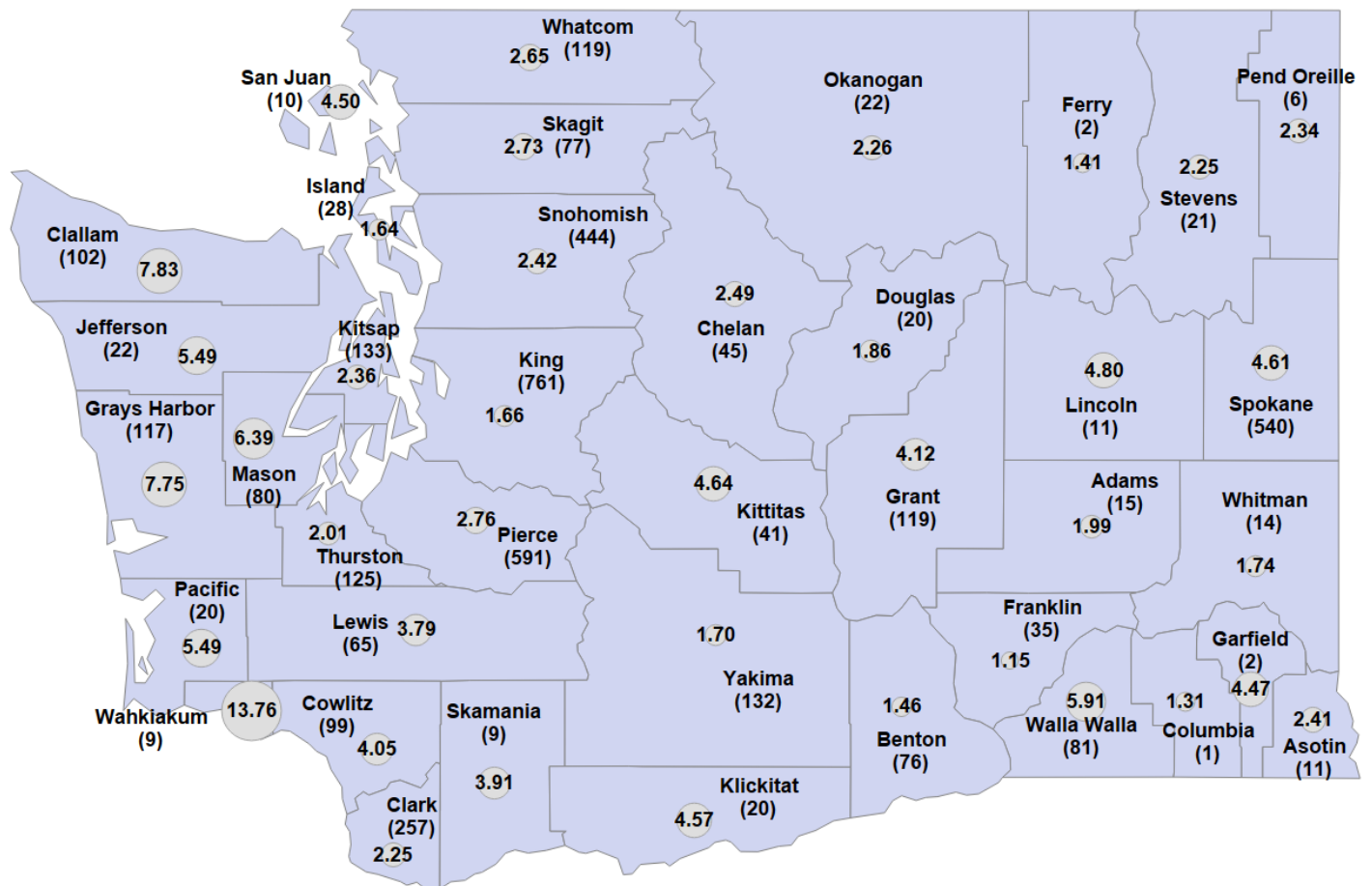
Exhibit 1. Dependency and Termination Filings with Dependency Rates per 1000 Child Population and Yearly Dismissal Counts 2014–2020



Dependency filings decreased in 2020 by over 24%. Dependency filing rates (per 1,000 children in general population) fell to 2.54 in 2019. Dismissals on dependency cases dropped 9%, while termination filings dropped by over 12%.



DEPENDENCY FILINGS AND RATES BY COUNTY



This map illustrates a statewide county comparison of dependency filing numbers (in parentheses) and filing rate per 1,000 child population for 2019. The larger the circle the higher the filing rate. Statewide there were 4,282 dependency petitions filed and the filing rate was 2.54.

OBJECTIVES

This report on dependency case processing presents analysis of timeliness of certain events in court cases for children involved in the child welfare system. The timeliness standards for these events are all specified in federal or state law, and the set of standards were initially identified by staff at the Administrative Office of the Courts (AOC) working with the Family and Juvenile Law Committee of the Superior Court Judges' Association and the Department of Children, Youth, and Families (DCYF).

The Washington State Center for Court Research (WSCCR), which produces this report, continually checks with the organizations—courts, DCYF, the Attorney General's Office (AGO), the Office of Public Defense (OPD), court-appointed special advocates, and the Legislature—on possible improvements to the report that will make it more useful to recipients. In response to the ongoing feedback from groups of report users, and as part of WSCCR's commitment to Continuous Quality Improvement, WSCCR has added detail to some aspects of the report, such as separate analyses for the timeliness of specific permanency outcomes (adoption, aging out, emancipation, guardianship, and reunification), demographic analysis of court-involved dependent children, number and rate of dependency filings per year, and re-dependencies into the system for each court.

This annual report reflects all of the juvenile dependency and termination cases that were filed in Washington's courts from January 2000 through December 2020. Court records from the AOC's superior court case management system (CMS) were matched with information from the DCYF's FamLink system. Information relevant to each of the performance measures represents a subset of these matched cases that were documented before January 1, 2021.

ADMINISTRATIVE OFFICE OF THE COURTS' ENTERPRISE DATA REPOSITORY STATEWIDE DATA WAREHOUSE

The 2020 Dependency Timeliness Report used dependency case data now available in the AOC's Enterprise Data Repository Statewide Data Warehouse (EDRSDW). The new statewide data warehouse includes dependency data from all 39 superior courts in Washington. Prior years' Dependency Timeliness Reports used dependency data from the case management applications managed by the AOC. As of November 2018, King County Superior Court transitioned to a locally implemented and maintained case management system. At that time, King County Superior Court case information and activity data was sent and stored in the AOC's Enterprise Data Repository (EDR), but the information could not be reported from that data source. In order to report all 39 superior courts' dependency data, the new statewide data warehouse had to be completed. In 2020 extensive work was performed to verify data and implement the statewide data warehouse to report on dependency data. These efforts made it possible to return to statewide reporting of dependency timeliness data for 2020.

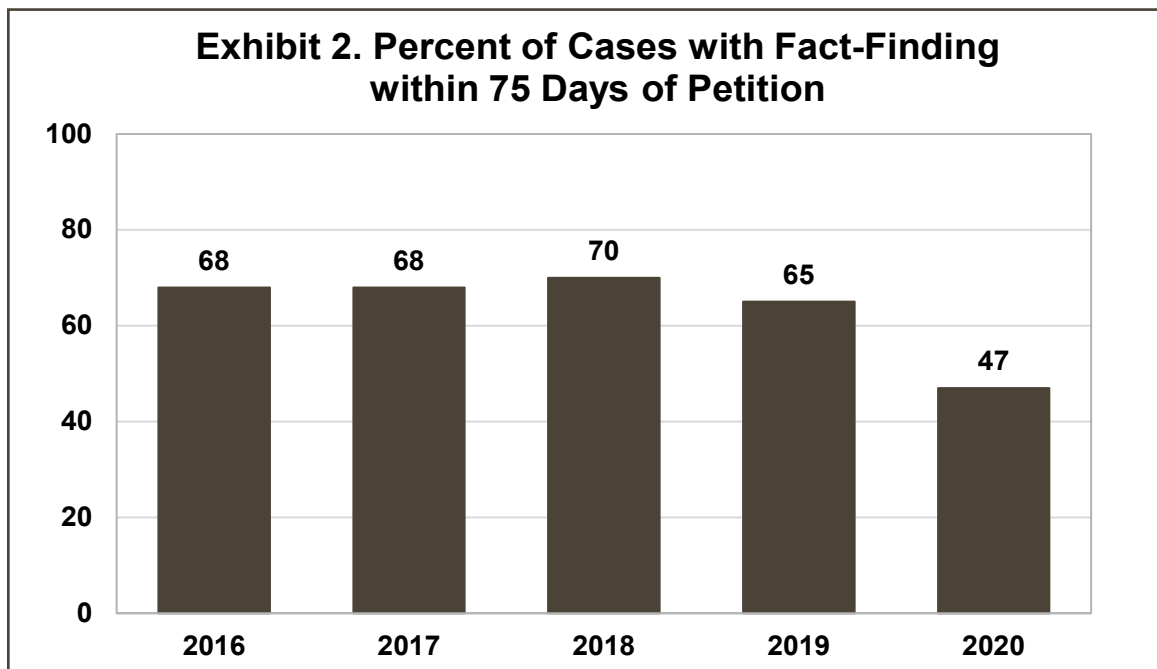
OBJECTIVE 1: FACT-FINDING WITHIN 75 DAYS

Measures:

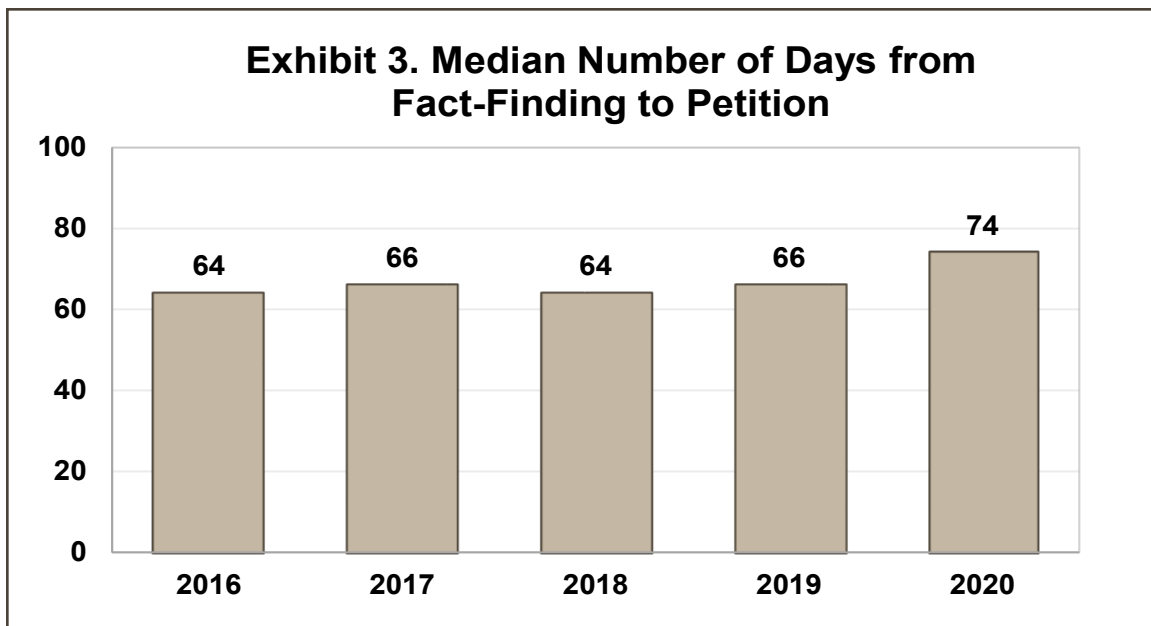
- 1) percent of cases with fact-finding within 75 days of the petition; and
- 2) median number of days to fact-finding.

RCW 13.34.070(1): The fact-finding hearing on the petition shall be held no later than seventy-five days after the filing of the petition, unless exceptional reasons for a continuance are found.

Fact-finding is one of the first major judicial events in the dependency process, and significant delays to fact-finding may prolong court involvement and increase the amount of time a child spends in foster care. To evaluate case processing with respect to this performance measure, court data from the AOC's CMS was used to calculate the number of days to the first fact-finding hearing. However, in some instances—such as parties stipulating to a finding of dependency and waiving a fact-finding hearing, or a case dismissal prior to the hearing—action is taken on the petition without a formal hearing. In such cases where a fact-finding hearing is not documented in the CMS, the length of time from the petition to the first order of dependency or an order of dismissal was used as an imputed time to fact-finding interval.



The rate of compliance for 2020 dropped 18% from the previous reporting year to 47%. Note that cases are included in the year in which the fact-finding hearing is due, not the year in which the petition is filed.



The median number of days from the date the dependency petition is filed to the fact-finding hearing rose to 74 days in 2020.

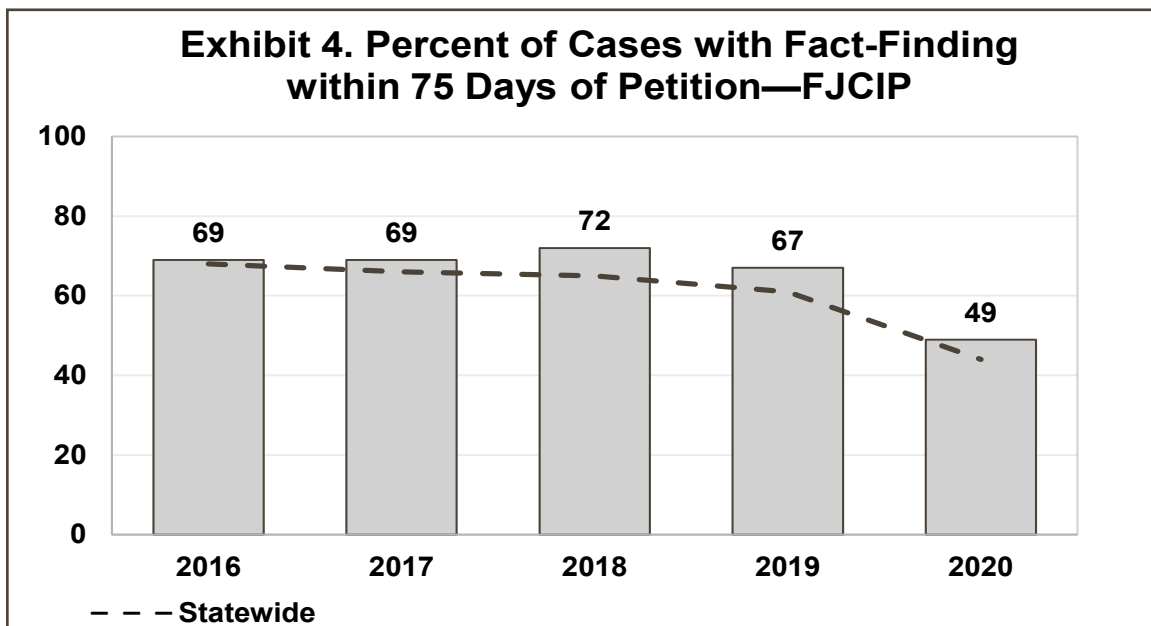


Exhibit 4 illustrates fact-finding compliance for Family and Juvenile Court Improvement Program (FJCIP) counties compared to the rest of the state.

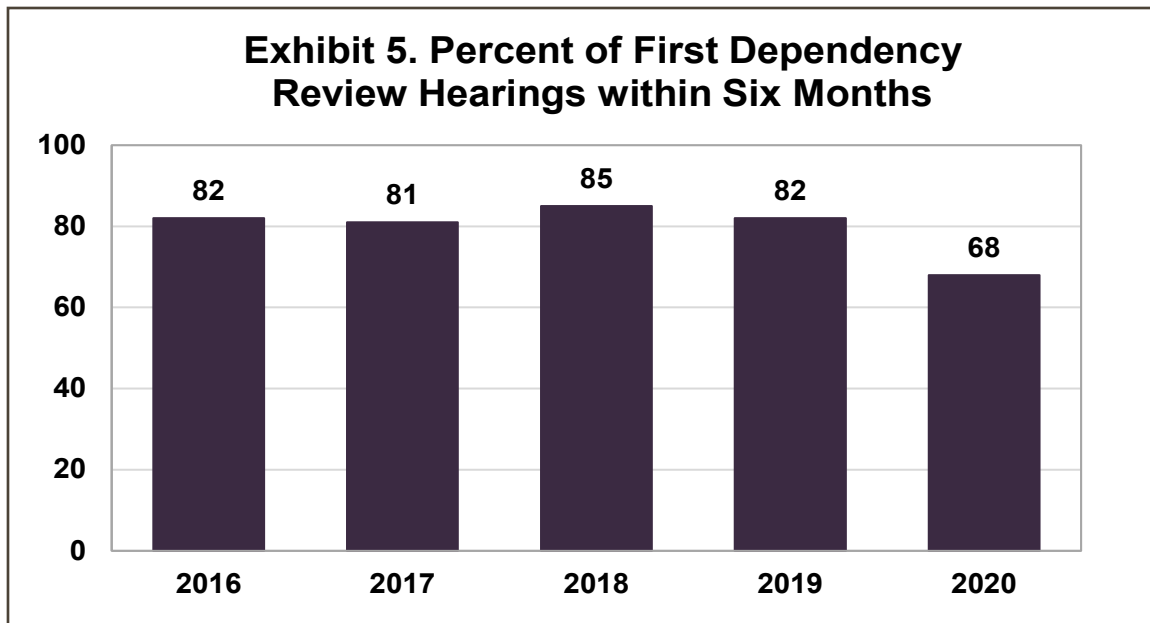
OBJECTIVE 2: REVIEW HEARING EVERY 6 MONTHS

Measures:

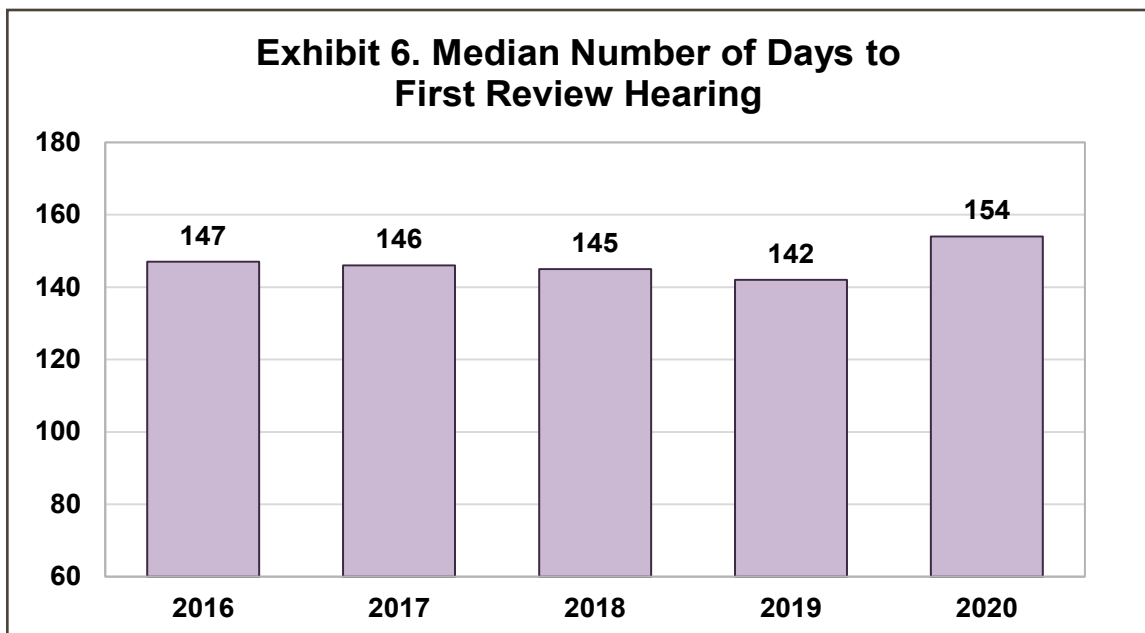
- 1) percent of first dependency review hearings within six months;
- 2) median number of days to first review hearing;
- 3) percent of all dependency review hearings within six months; and
- 4) median number of days to all review hearings.

RCW 13.34.138(1): The status of all children found to be dependent shall be reviewed by the court at least every six months from the beginning date of the placement episode or the date dependency is established, whichever is first. The purpose of the hearing shall be to review the progress of the parties and determine whether court supervision should continue.

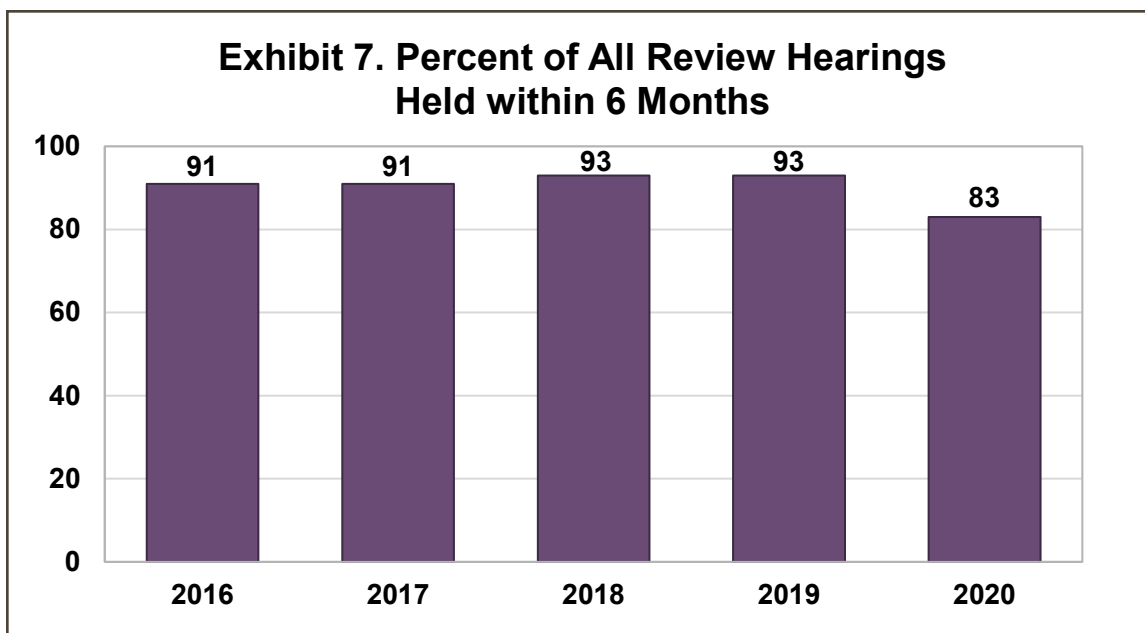
The purpose of a review hearing is to assess the progress of the parties and determine whether court supervision should continue. Because the statutorily required due date for the first review hearing is difficult to identify for some cases, this report determines the due date for the first review hearing to be six months from the filing date of the dependency petition.



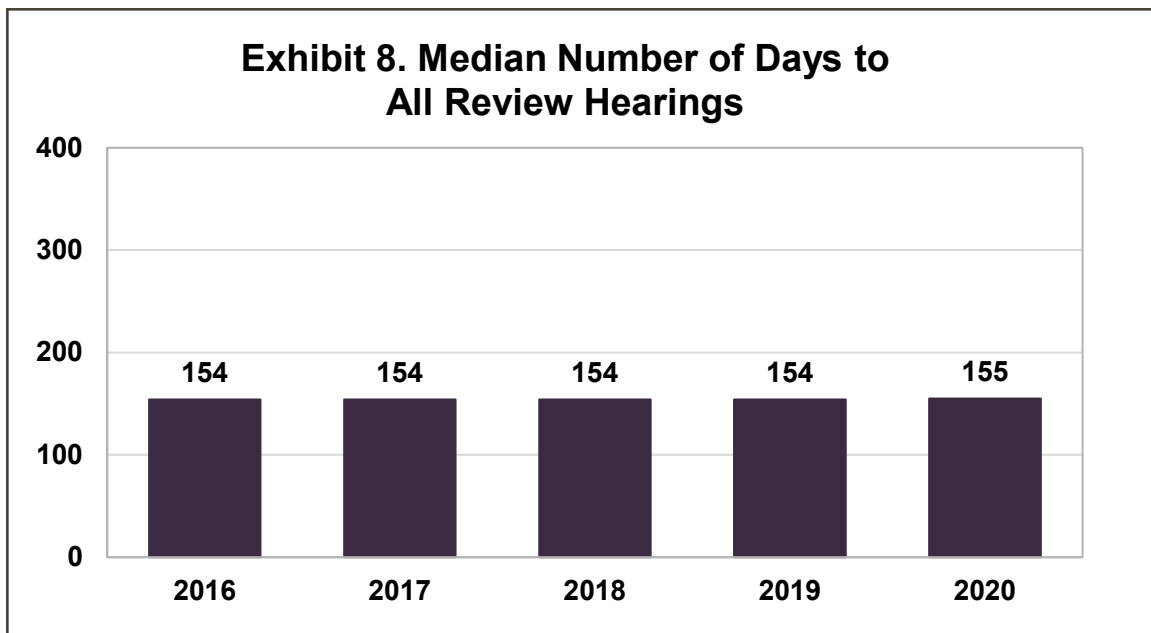
The rate of compliance for 2020 dropped 14% from the previous reporting year to 68%.



The median number of days from the date the dependency petition is filed to the first review hearing increased to 154 days in 2020.



The rate of compliance for all review hearings held in 2020 fell 10% from the previous reporting year to 83%.



The median number of days for all review hearings held in 2020 stayed stable at 155 days.

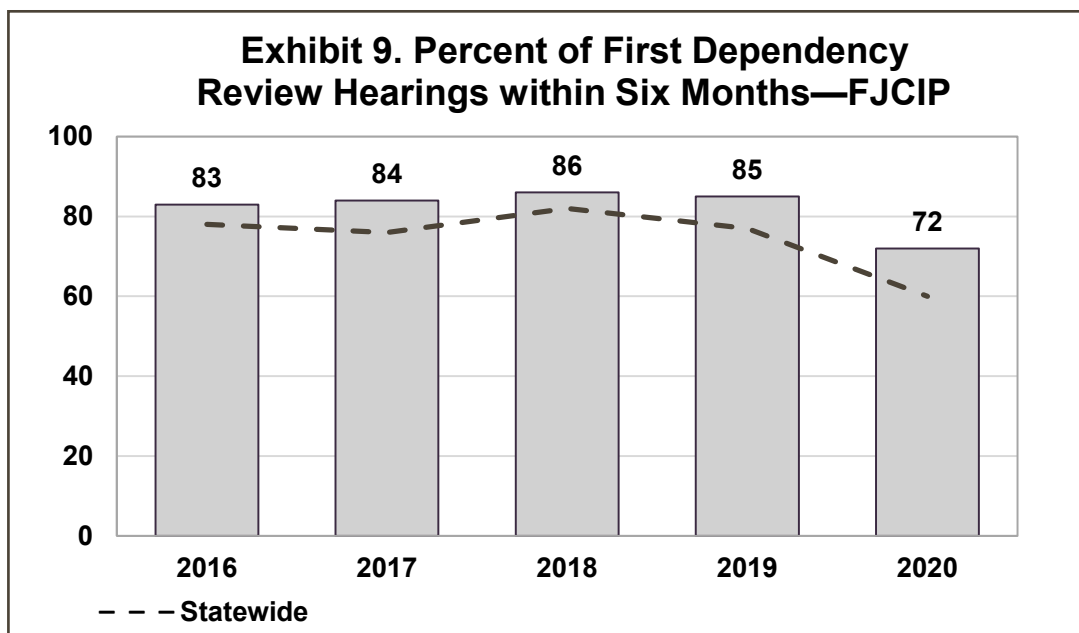


Exhibit 9 illustrates first review hearing compliance for Family and Juvenile Court Improvement Program (FJCIP) counties compared to the rest of the state.

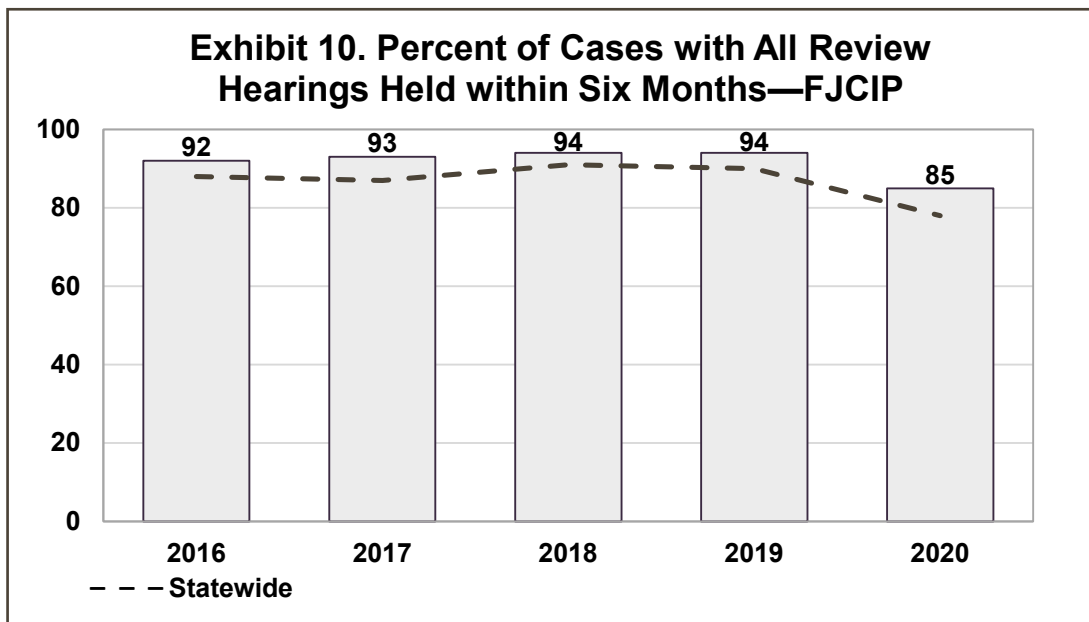


Exhibit 10 illustrates all review hearing compliance for Family and Juvenile Court Improvement Program (FJCIP) counties compared to the rest of the state.

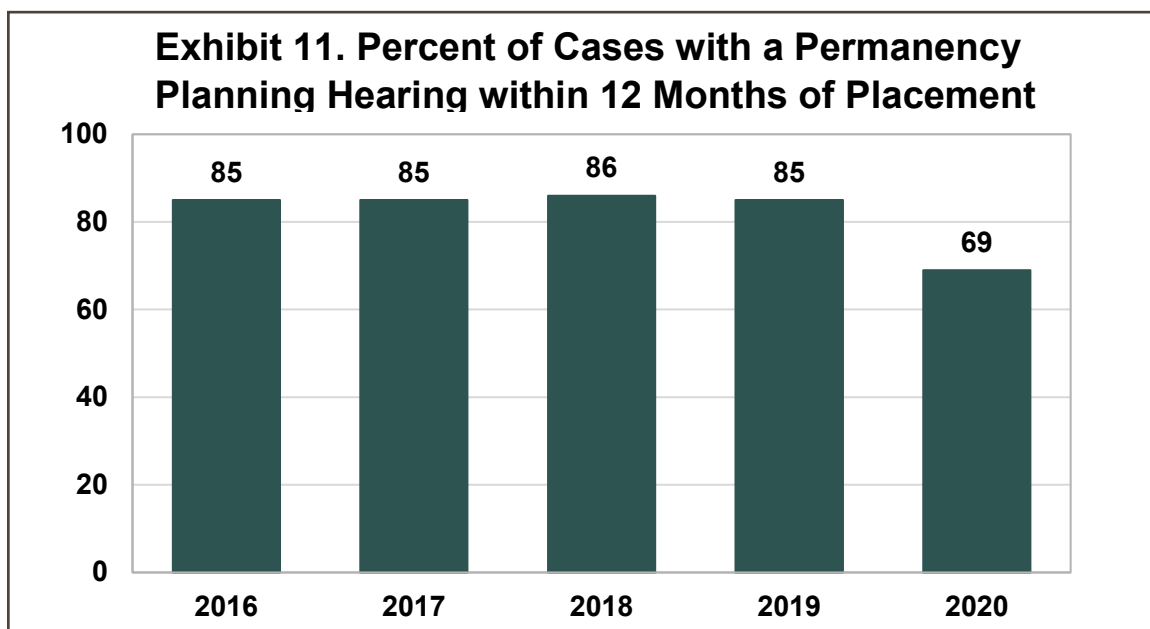
OBJECTIVE 3: PERMANENCY PLANNING HEARING WITHIN 12 MONTHS

Measures:

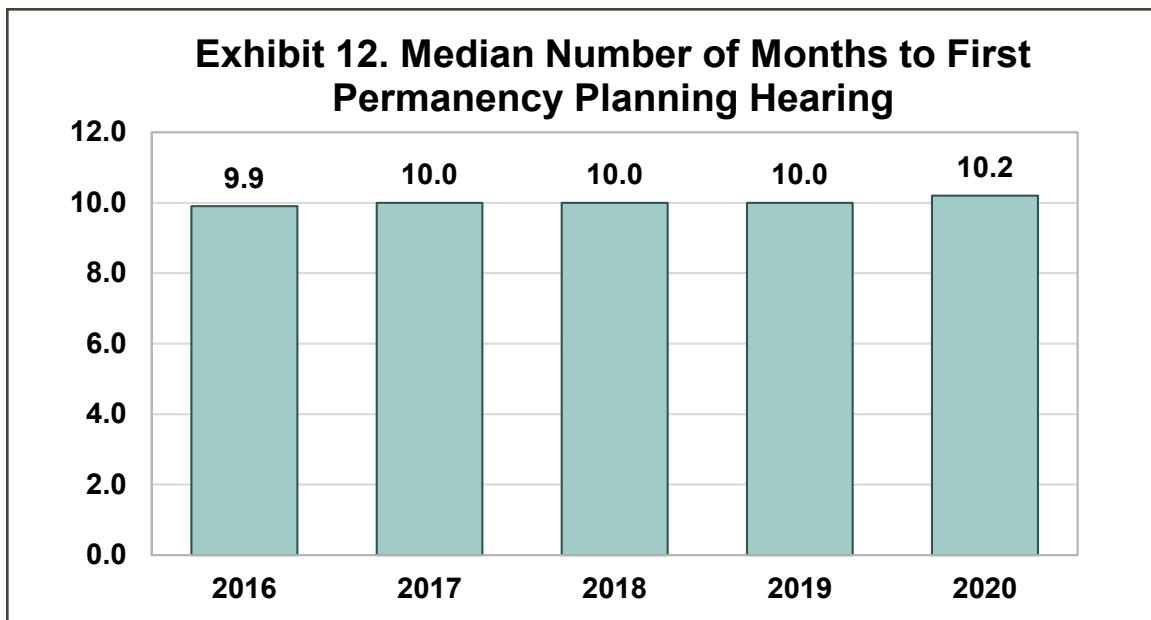
- 1) percent of cases with first permanency planning hearing within 12 months of placement;
- 2) median duration from placement to first permanency planning hearing;
- 3) percent of all dependency permanency planning hearings within 12 months; and
- 4) median number of days for all permanency planning hearings.

RCW 13.34.145(1)(a): A permanency planning hearing shall be held in all cases where the child has remained in out-of-home care for at least nine months and an adoption decree, guardianship order, or permanent custody order has not previously been entered. The hearing shall take place no later than twelve months following commencement of the current placement episode.

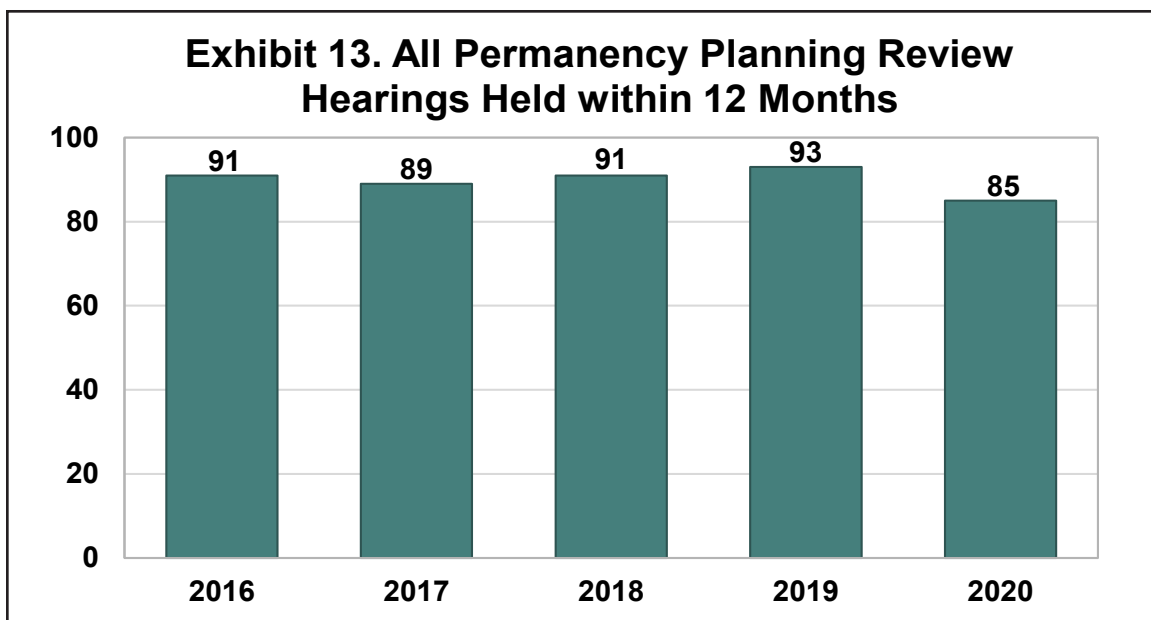
The purpose of a permanency planning hearing is to inquire into the welfare of the child and progress of the case, and to reach decisions regarding permanent placement. In order to calculate a due date for a permanency planning hearing, FamLink data was used to determine the beginning date of the placement episode and the length of time the child was in that placement. If the requisite nine months had passed, the due date for the permanency planning hearing was set at 12 months from the date the placement began.



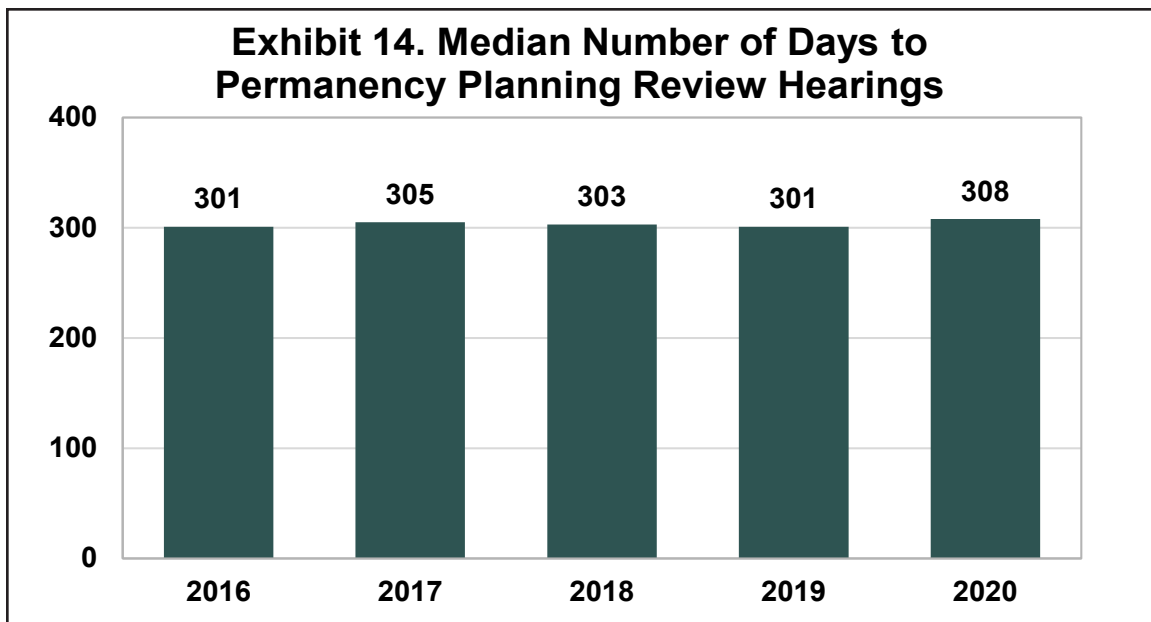
The percentage of cases in which the first permanency planning hearing occurred within 12 months of the beginning of the placement episode (meeting the statutory requirement) decreased 16% in 2020 to 69%.



The median number of months to the first permanency planning hearing remained stable from the previous reporting year. The 2020 median months is 10.2.



The rate of compliance for all permanency planning hearings held in 2020 fell 8% from the previous reporting year to 85%.



The median number of days for all permanency planning hearings held in 2020 rose to 308 days.

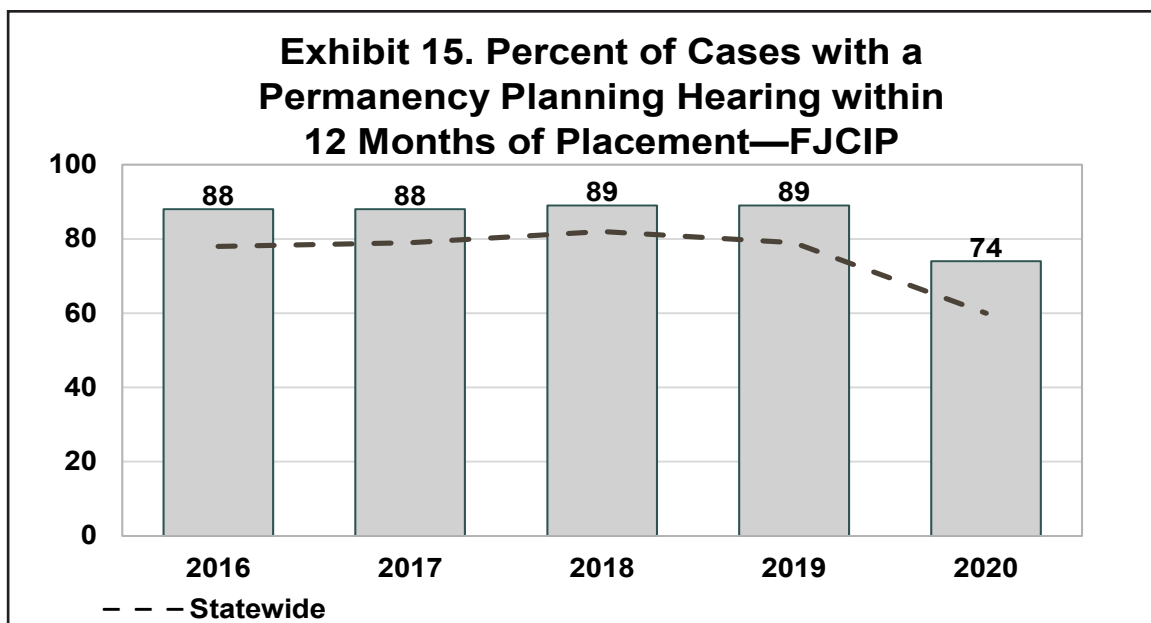


Exhibit 15 illustrates first permanency hearing compliance for Family and Juvenile Court Improvement Program (FJCIP) counties compared to the rest of the state.

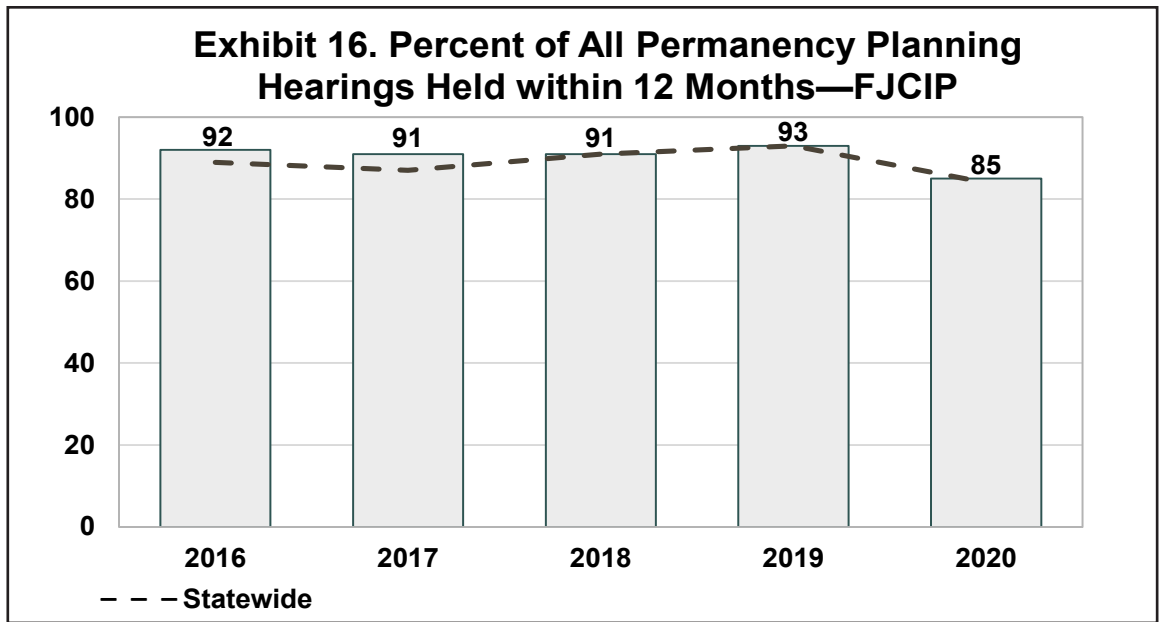


Exhibit 16 illustrates all permanency hearing compliance for Family and Juvenile Court Improvement Program (FJCIP) counties compared to the rest of the state.

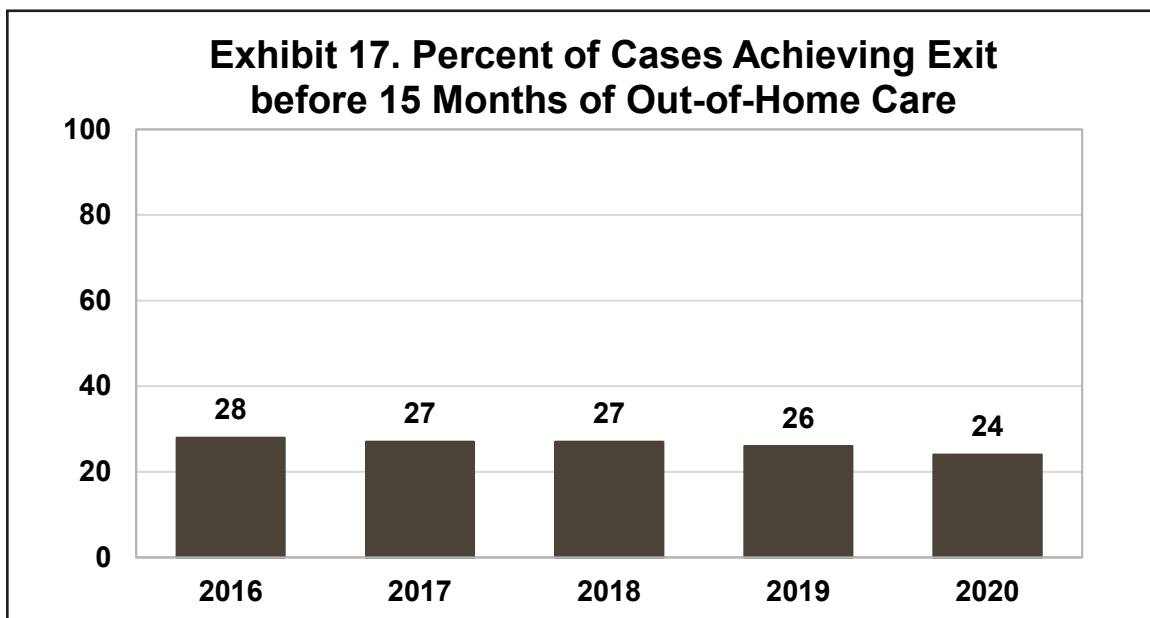
OBJECTIVE 4: PERMANENCY ACHIEVED BEFORE 15 MONTHS OF OUT-OF-HOME CARE

Measures:

- 1) percent of cases achieving permanency within 15 months of out-of-home care;
- 2) median number of months spent in out-of-home care prior to final outcome; and
- 3) percent of cases resulting in reunification before 15 months of out-of-home care.

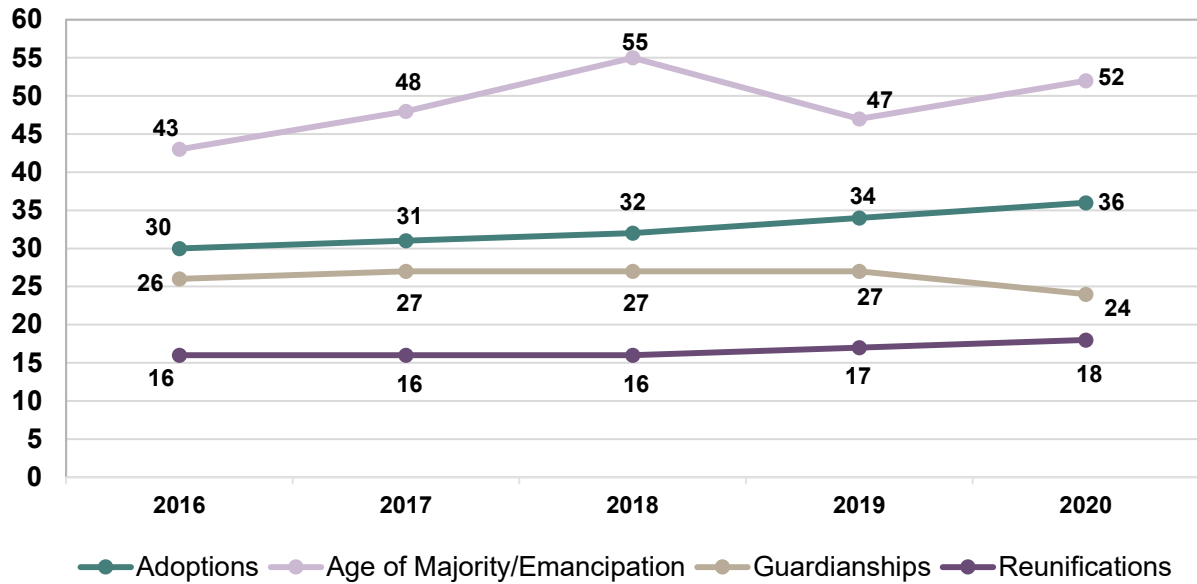
RCW 13.34.145(1)(c): Permanency planning goals should be achieved at the earliest possible date, preferably before the child has been in out-of-home care for fifteen months.

The goal of state and federal child welfare laws is to provide children with safe, nurturing, and permanent living situations as quickly as possible. Although there is no specific statutory time requirement for achieving permanency, the Washington State Legislature has set a goal of achieving permanency before a child has spent 15 months in out-of-home care. To measure time to permanency, FamLink data was used to identify the length of time spent in out-of-home care. Final permanent outcomes (reunification, adoption, and guardianship) and other outcomes (aging out) were also taken from FamLink. A permanency due date was set as of the date the child reached 15 months in out-of-home care. This indicator shows the percentage of children who had an exit from placement by the 15-month due date, as documented in FamLink.



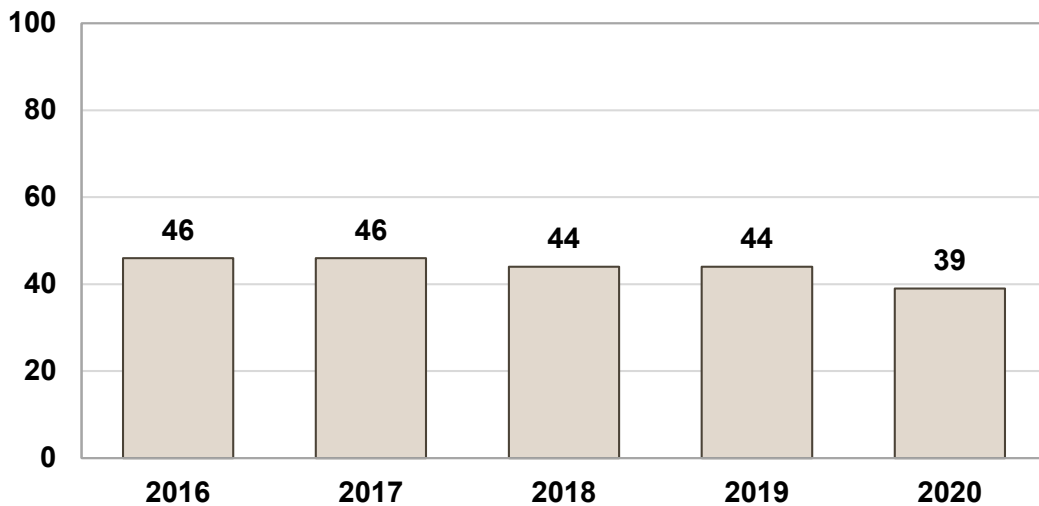
Permanency within 15 months of out-of-home care decreased 2% to 24% in 2020.

Exhibit 18. Median Number of Months of Out-of-Home Care to Exit Outcome



The length of time for achieving permanency differs depending upon the type of outcome. In 2020, the median length of time to permanency rose to 18 months for reunifications, compared to 52 months for youth who had aged out or were emancipated, and 36 months for youth who were adopted. The median number of months before establishing a guardianship was 24 months.

Exhibit 19. Percent of Reunification before 15 Months of Out-of-Home Care



The percentage of reunifications that occurred timely within 15 months of out-of-home care fell 5% from 44% to 39% in 2020.

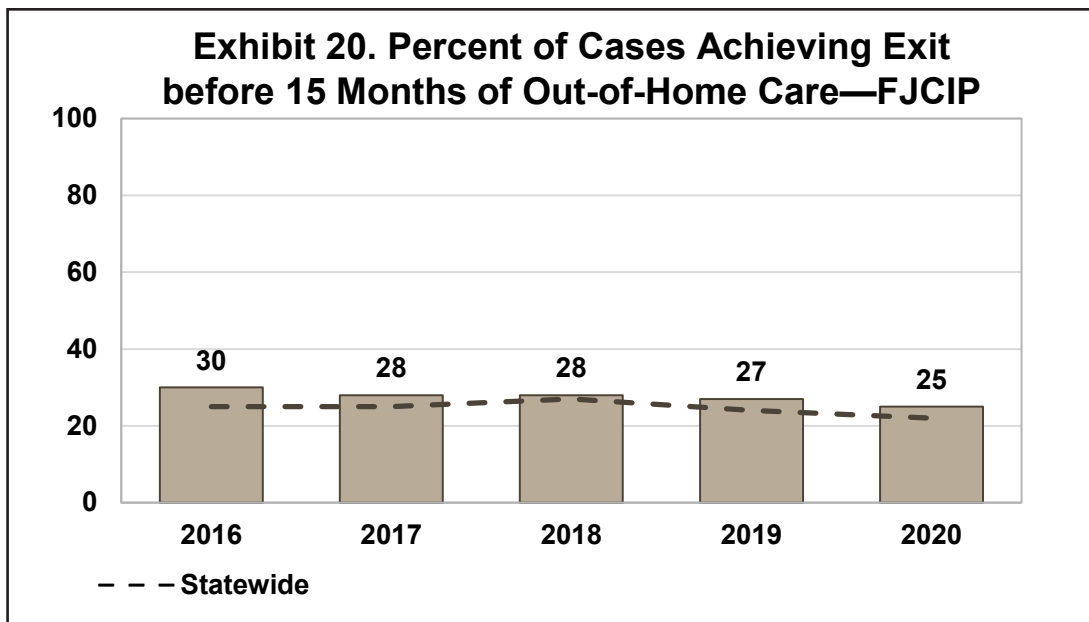


Exhibit 20 illustrates permanency within 15 months of out-of-home care compliance for Family and Juvenile Court Improvement Program (FJCIP) counties compared to the rest of the state.

OBJECTIVE 5: TERMINATION OF PARENTAL RIGHTS PETITION FILED WITHIN 15 MONTHS OF OUT-OF-HOME CARE

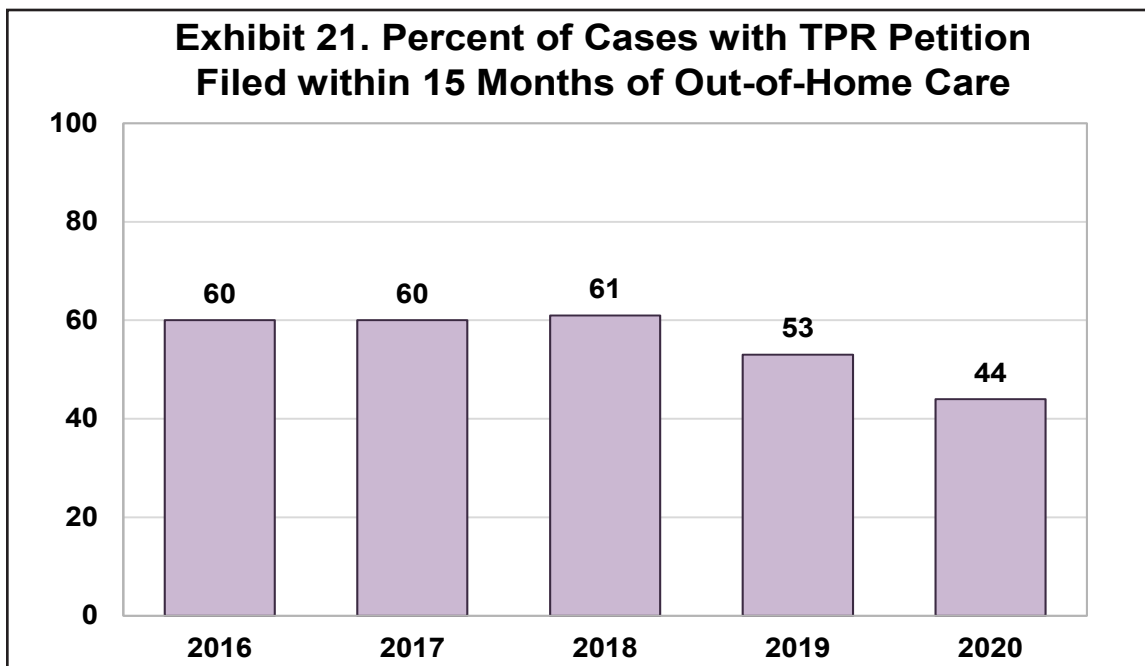
Measures:

- 1) percent of cases with termination of parental rights (TPR) petition filed within 15 months of out-of-home care;
- 2) median number of months of out-of-home care prior to TPR petition filing; and
- 3) median number of months from dependency filing to legally free status.

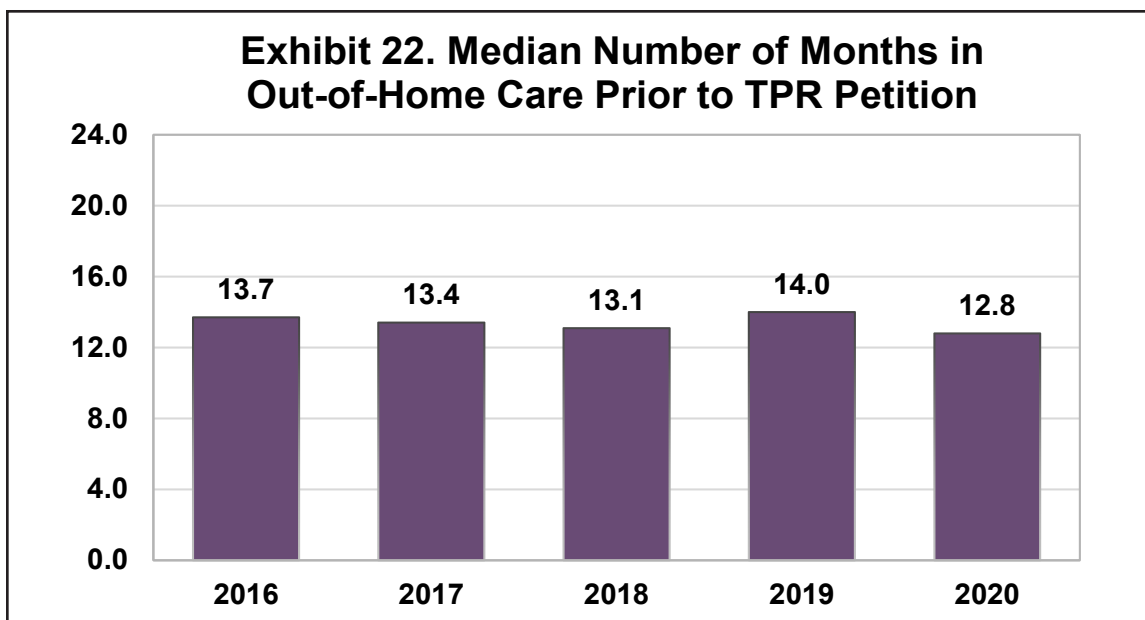
The Adoptions and Safe Families Act (United States Public Law 105-89, section 103) requires states to begin the process of terminating parental rights for certain cases, including those in which children have been in foster care for 15 of the most recent 22 months. Exceptions to this rule are cases where the child is being cared for by a relative, there is a compelling reason why termination would not be in the best interest of the child, or the State has failed to offer the necessary services to the family.

FamLink data was used to calculate time in out-of-home care, as well as the time from the start of the placement to the date of petition to terminate parental rights. Data from AOC was used to determine the actual filing date of the TPR petition, if one had been filed, and whether compelling reasons existed for not filing a TPR petition. In general, both the quality of data for TPR petitions and the accuracy of reporting have improved in recent years thanks to more widespread use of valid codes when documenting exceptions to the 15-month requirement based on “compelling reasons.”

Note: Calculation improvements regarding duplicate and connective Dependency (DEP)/Termination (TER) cases and closer rule alignment with the Federal Child and Family Service Review (CFSR) have been incorporated to the TPR within 15 months objective. Historical numbers have been updated.



Of the dependent children who had an associated termination case or who were due for a termination case in 2020, 44% had a termination petition within 15 months of out-of-home care, a drop of 9% from the previous reporting year.



The median number of months in out-of-home care prior to TPR petition filing decreased to 12.8 months in 2020.

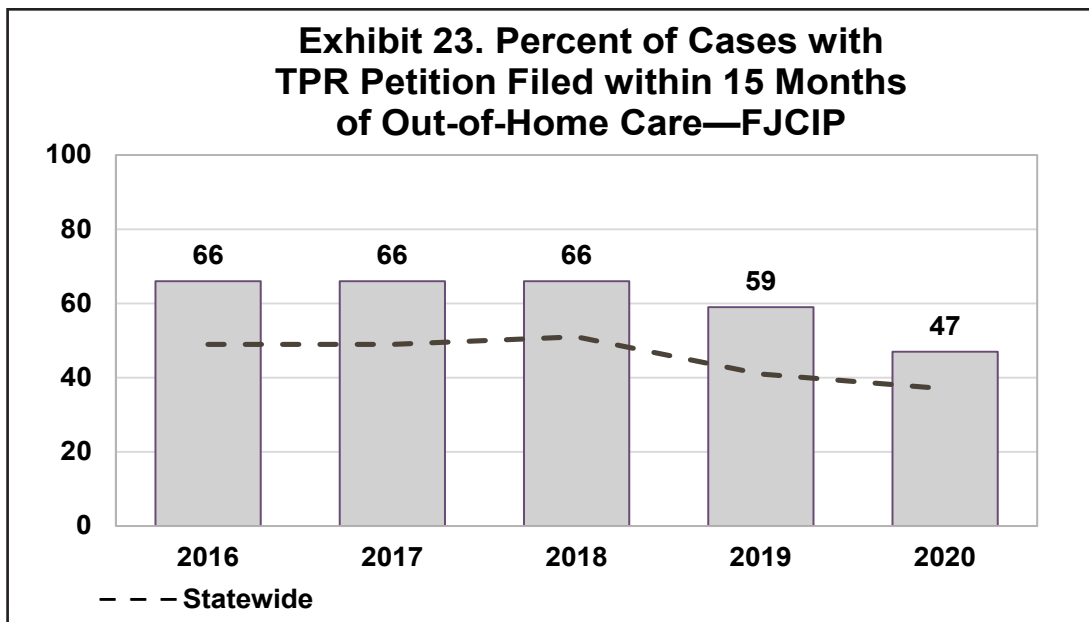


Exhibit 23 illustrates the percent of cases with TPR petition filed within 15 months of out-of-home care for Family and Juvenile Court Improvement Program (FJCIP) counties compared to the rest of the state.

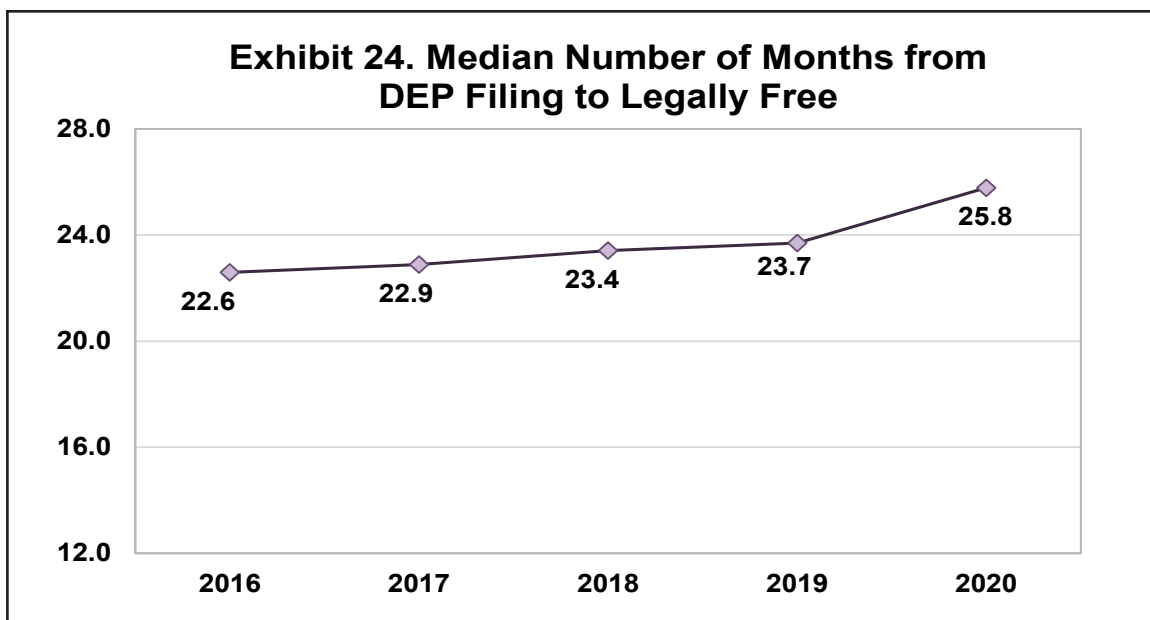


Exhibit 24 shows the median number of months from dependency filing to legally free status-termination cases with a resolution of either approved petition or uncontested resolution and with one or more termination orders documented on the case. Includes adjustments for relinquishment cases with no termination orders documented on the case.

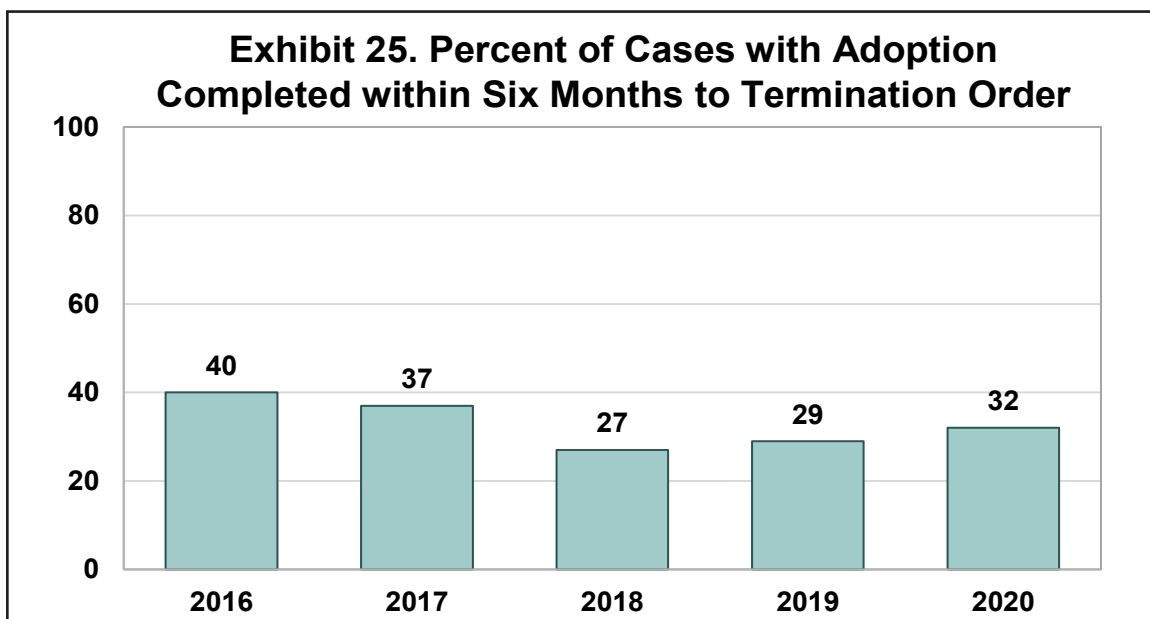
OBJECTIVE 6: ADOPTION COMPLETED WITHIN 6 MONTHS OF TERMINATION ORDER

Measures:

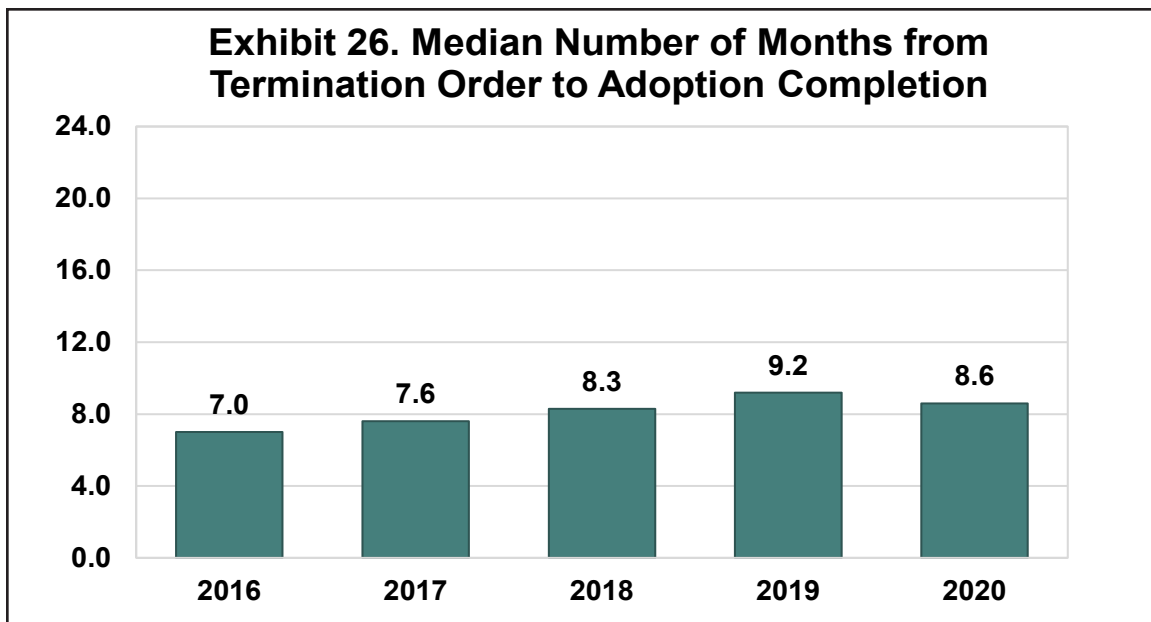
- 1) percent of cases with adoption completed within six months of the termination order; and
- 2) median number of months to adoption completion.

RCW 13.34.145(1)(c): In cases where parental rights have been terminated, the child is legally free for adoption, and adoption has been identified as the primary permanency planning goal, it shall be a goal to complete the adoption within six months following entry of the termination order.

In order to determine the percentage of cases that achieved the goal of adoption within six months of a termination order, a due date for a completed adoption was set at six months from the date the child became legally free. The AOC's CMS data was used to identify the date of the termination order, and DCYF FamLink data was used to identify the date the adoption was finalized.



Adoptions that achieved the statutory goal of finalization within six months of the termination order by "year adoption was completed" sits at 32% for 2020, an increase of 3% from the previous reporting year.



The median number of months from termination order to adoption completion decreased from the previous reporting year to 8.6 months for 2020.

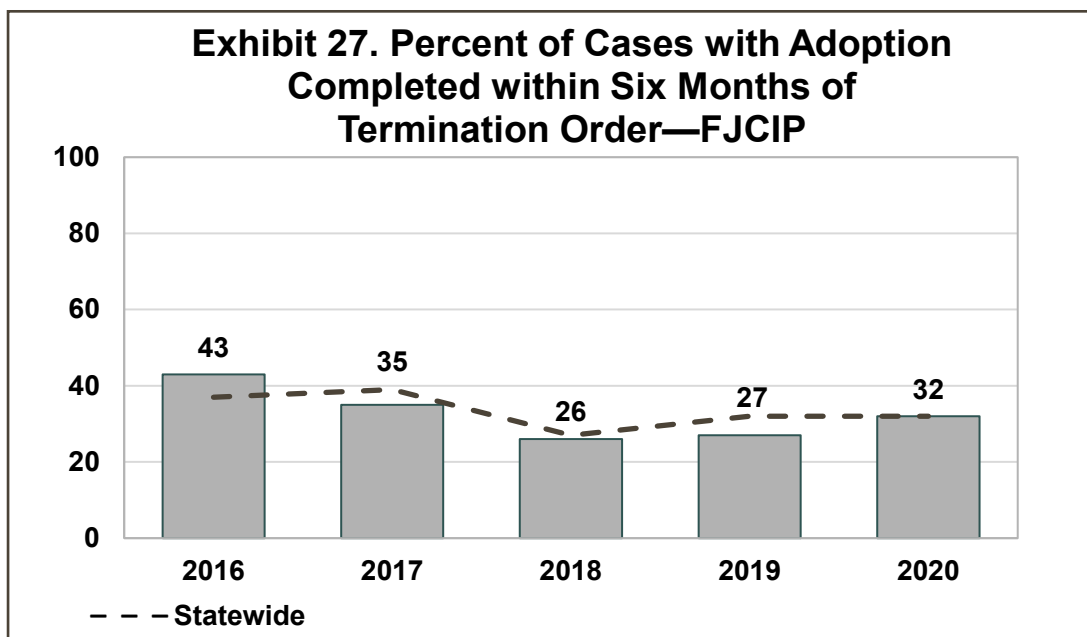


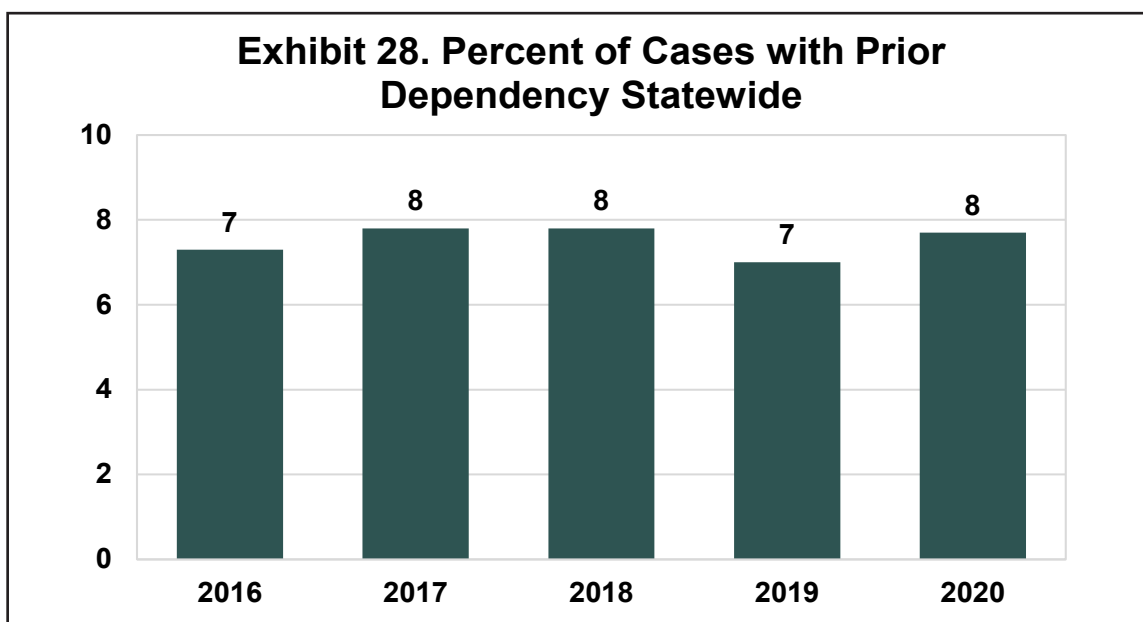
Exhibit 27 illustrates the percent of cases with adoption completed within six months of the termination order for Family and Juvenile Court Improvement Program (FJCIP) counties compared to the rest of the state.

OBJECTIVE 7: PRIOR DEPENDENCY STATEWIDE

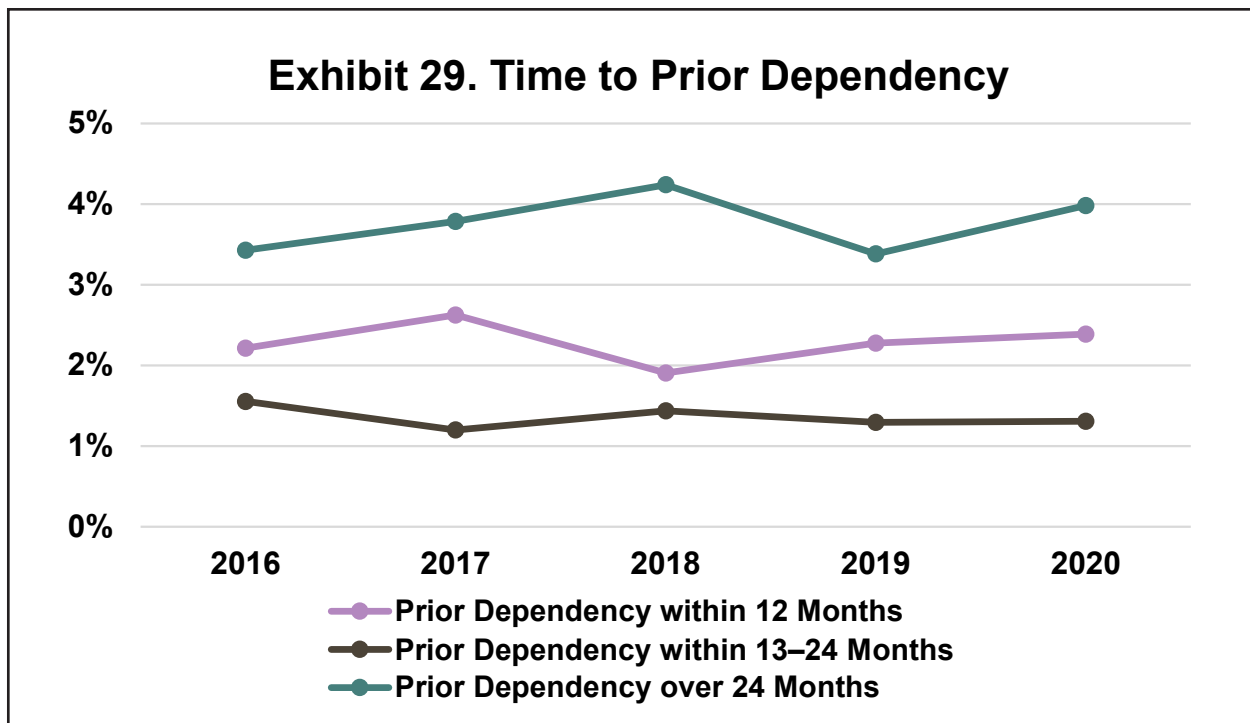
Measures:

- 1) percent of cases with prior dependency statewide; and
- 2) percent of cases with prior dependency within 12 months, 13 to 24 months, or over 24 months.

Permanency is a key outcome and goal. State and federal child welfare laws and services are crafted to enable and encourage permanency as soon as possible. However, any analysis of permanency is incomplete without also examining children who reenter foster care and the dependency system. The graphs below show data collected on children who entered the system with a prior dependency case.



Dependency cases filed during the year that had a PRIOR dependency case for the child that ended with a documented dismissal. Includes priors within county only, and excludes dismissals documented as "Dependency Not Established." Adoption disruptions leading to re-dependency are currently not available.



Dependency cases filed during the year that had a PRIOR dependency case for the child that ended with a documented dismissal broken out by time to prior dependency in months. Includes priors within county only, and excludes dismissals documented as “Dependency Not Established.” Adoption disruptions leading to re-dependency are currently not available.

CAREGIVER NOTIFICATIONS AND CAREGIVER REPORTS

During the 2016 Legislative Session, ESHB 2591 passed, requiring the annual dependency timeliness report to include information regarding whether foster parents received timely notification of dependency hearings as required by RCW 13.34.096 and 13.34.145 and whether caregivers submitted reports to the court. Changes to the pattern forms used for dependency hearings were made in order to track whether adequate and timely notice was given to the child's caregiver and if the court received a caregiver report. Information was provided to the Attorney General's Office, judicial officers, and the court clerks regarding the revised forms in order to improve data collection. While reporting has improved, there is a noticeable gap between the number of dependency hearings where notice to the caregiver should have been given and the documentation of whether adequate notice was given.

The table on the right is based on a query of the court data, pulling all cases with docket codes CGATN (Caregiver Adequate Timely Notice), CGNATN (Caregiver No Adequate Timely Notice), and CGRR (Caregiver Report Received) from January 1–December 31, 2020.

Court Name	Adequate and Timely Notice was given to the Child's Caregiver		The Court received a Caregiver Report
	YES	NO	
Adams			
Asotin			
Benton	541	1	
Chelan	480		4
Clallam	326	1	21
Clark	11		56
Columbia			
Cowlitz	380		71
Douglas			17
Ferry	14		5
Franklin	305		1
Garfield			
Grant			3
Grays Harbor	655		56
Island	110		29
Jefferson	5	1	
King	3585	96	491
Kitsap	784		61
Kittitas			
Klickitat	89		3
Lewis	478		
Lincoln			
Mason	276		14
Okanogan			
Pacific			19
Pend Oreille	4		
Pierce	2343		195
San Juan	18		1
Skagit			25
Skamania	40		7
Snohomish	1529		134
Spokane	1832	28	70
Stevens	143	2	19
Thurston	867		42
Wahkiakum			
Walla Walla	247		
Whatcom			
Whitman			29
Yakima	1		20
Grand Total	15,063	129	1,393

PROGRAMS

DEPENDENCY COURT IMPROVEMENT EFFORTS

COURT IMPROVEMENT PROGRAM

The Court Improvement Program (CIP) is a coordinated, federally-funded effort to promote the continuous quality improvement (CQI) of court proceedings in child welfare proceedings and promote collaboration between the judicial branch, child welfare agency, and tribes to improve child welfare outcomes. The Administrative Office of the Courts (AOC) administers the CIP and the three associated grants Washington State receives.

- The Basic Grant funds some of the projects detailed in this report and sponsors judicial attendance at the annual Children’s Justice Conference and other national conferences.
- The Training Grant sponsors the Court Improvement Training Academy (CITA).
- The Data Grant helps provide funding support for this report and other child welfare research efforts at the Washington State Center for Court Research (WSCCR).

With the assistance of a multidisciplinary advisory committee, the CIP strategically plans for a variety of activities and programs to improve permanency, safety, and well-being for children in foster care. CIP funds augment the funds available to the juvenile courts and the AOC to assist in the efforts of judicial officers to improve outcomes for children and families. CQI requirements provide accountability and transparency in the administration of the grants, and ultimately improve outcomes for children and families.

The CIP is continuing to provide much needed support to courts and families to address challenges during the pandemic. The CIP facilitated several work groups to address these issues, including the COVID Rapid Response Work Group and the Child Welfare Committee of the Board of Judicial Administration (BJA) Court Recovery Task Force, and assisted with the development of the Supreme Court guidance for trials during the pandemic, which included [Resuming Dependency Fact Finding and Termination of Parental Rights Trials in Washington State](#). The CIP also worked with Family and Juvenile Court Improvement Program (FJCIP) courts, and details of those efforts can be found in the FJCIP section on page [45](#). Details regarding the COVID Rapid Response Work Group can be found in the Commission on Children in Foster Care section on page [53](#).

Additionally in 2020, CIP funding was used to provide local courts with mini grants to purchase technology and other resources to assist with dependency court operations. In December 2020, the Consolidated Appropriations Act, 2021, P.L. 116-260 was enacted into law, which includes

supplemental CIP funding to address needs stemming from the COVID-19 public health emergency to assist courts, judicial officers, attorneys, and clients with resources necessary to participate in hearings, whether conducted remotely or in person. The CIP will continue to work with the COVID Rapid Response Work Group and the BJA Court Recovery Task Force to assess and determine the best use of this extra source of funding.

The CIP is working closely with the Department of Children, Youth, and Families (DCYF) implementing court-related strategies of the Child and Family Services Review (CFSR) [Program Improvement Plan \(PIP\)](#). Two projects have been the main focus of CIP efforts in 2020, the hearing quality project and the safety guide project.

A major focus of CITA's training efforts continues to be the American Bar Association's Child Safety Guide (Safety Guide). The guide provides a structure and shared language for judicial officers, attorneys, and other court partners to actively participate in assessing child safety and making informed decisions about safety planning and case planning in each case. In 2020, CITA and DCYF created a multidisciplinary workgroup to enhance the Safety Guide training and support the use of consistent safety language across disciplines. Multidisciplinary training will be provided to judicial officers and court partners.

The hearing quality project will evaluate the application of the Safety Guide in court hearings. The baseline assessment of current court practice specific to discussion of safety and family time was conducted by the Capacity Building Center for Courts (CBCC). Once the Safety Guide training has occurred, an evaluation will assess the impact of Safety Guide training on the content and depth of judicial inquiry in court and, eventually, on case outcomes.

In October 2020, the AOC was awarded grant funding for two new programs that directly relate to CIP work regarding family treatment courts and baby courts. The Family Treatment Court program is described on page [48](#), and the Safe Babies Court Team program is described on page [39](#).

CONTINUOUS QUALITY IMPROVEMENT

A tenet of the CIP, and all work in child welfare, is Continuous Quality Improvement (CQI). CQI is a way to determine if what we are doing works and where adjustments may be necessary.

CQI is readily apparent in the development of this report and the Interactive Dependency Timeliness Reports (iDTR), both of which have grown and become more useful and usable to the greater child welfare community.

- Through requested feedback and suggestions, WSCCR has helped the courts and stakeholders increase their accountability to children and families in the way their cases are handled, with the goal of ever-improving outcomes.
- Courts have used the data presented here and in the interactive reports to refine processes and procedures to improve timeliness of case processing.

- CQI procedures are also used in the Child and Family Service Review (CFSR) Program Improvement Plan (PIP).
- Expanding this report's coverage of outcomes measures marks a significant expansion of CQI related to children involved with dependency cases.
- The [Dependency Dashboard](#) is a public-facing webpage that brings up current, point-in-time dependency data by county, updated on a monthly and quarterly basis. The interactive dashboard shows a number of measures including:
 - number of dependency cases and termination of parental rights cases filed per county and by race and ethnicity; and
 - percent of cases with fact-finding within 75 days, first review hearing within 6 months, and cases with a prior dependency.

The easy-to-use tool assists users in tracking performance of dependency timeliness measures.

COURT IMPROVEMENT TRAINING ACADEMY

The Court Improvement Training Academy (CITA) provides training and system improvement support for the dependency court communities in Washington State. CITA partners with WSCCR to use iDTR data as a tool for court learning and improvement statewide. The iDTR provides data that counties can use to manage, assess, and improve their court systems on a local level and allows CITA to more efficiently target federal training resources to maximize their effectiveness. Using data from iDTR and DCYF, CITA helps local jurisdictions identify issues where they can undertake measurable change efforts through targeted training and implementation. CITA's approach is data informed, sensitive to local culture and needs, and mindful of the complex and multi-system nature of the work dependency courts do. The iDTR allows CITA, AOC, DCYF, and local courts to operate from a common data source when making strategic decisions. The collaborative relationship between WSCCR and CITA also allows for continuous improvement of the data system itself.

Training superior and tribal court judicial officers in dependency law, effective practice, and judicial leadership is central to CITA's work. In January 2020, CITA supported the participation of five Washington State judicial officers at the national Capacity Building Center for Courts (CBCC) Judicial Academy on Reasonable Efforts. In early March, prior to the pandemic shutdown, CITA hosted its annual judicial officer training in Spokane. Judicial officers learned how to apply the American Bar Association safety framework to their courtroom practice and decision-making. Other sessions included making reasonable efforts findings, lessons learned from Indian Child Welfare Act (ICWA) courts and tribal court partnerships, meeting the needs of LGBTQ+ youth and families, Washington State's implementation of the Family First Act, understanding and addressing decision fatigue on the bench, and ways courts can help families increase their hope and resilience.

In August, CITA provided support for the virtual Indigenous Children, Youth and Families Conference, cosponsored by DCYF's Office of Tribal Relations and the Alliance for Child Welfare Excellence. The conference focused on Indigenous family wellness and included legal sessions addressing ICWA, its application in Washington State, and an exploration of the ICWA court model.

As pandemic shutdowns fundamentally altered how the courts and child welfare interacted with families, CITA worked with system partners to develop COVID-related tools and virtual trainings, as well as share resources and innovative ideas. The CITA website (www.wacita.org) was redesigned to better accommodate virtual learning with recordings of online trainings available for continuing legal and judicial education credit. The website expanded to provide COVID-related resources for courts, including guidance for conducting remote hearings, sections for FJCIP court partners to access information and forms, and information about how courts can use data from the iDTR and the Dependency Dashboard to improve practice.

Between early April and June 2020, CITA developed and hosted a series of four webinars on virtual and in-person family time during COVID-19. These webinars provided guidance from experts on how to effectively utilize technology to support Family Time connections, including coaching for parents and caregivers, and tools for planning successful and safe in-person visits and addressing fears and resistance. In late summer, as students in foster and relative homes were facing a return to virtual school, CITA hosted a webinar with education advocacy tips for everyone involved in a student's dependency case to address the specific challenges presented by the COVID-19 pandemic and remote learning.

To advance the practice of child welfare law, CITA supports Communities of Practice, groups of individuals interested in a particular issue or tool to improve their work. CITA provides technical support and assistance in forming and managing these communities to maximize their potential. In 2020, CITA and AOC continued to support the Community of Practice for Family and Juvenile Court Improvement Program Coordinators.

CITA utilizes the iDTR to support court system improvement and innovation efforts. At the local level, court partners use data from the iDTR to identify system challenges, track the impact of improvement projects, and justify effective practice and policy changes. In 2020, CITA and AOC employed iDTR data to identify courts in need of grant support to improve outcomes for families with very young children and families with substance use disorders. CITA participated in the submission of two successful federal grant applications to develop statewide assessment, training, and support for team-based courts focused on improving outcomes for families and systems—Family Treatment Courts and Safe Babies Court Teams.

CITA utilizes a variety of tools to facilitate court system improvement and innovation efforts. In addition to using iDTR data with court audiences, CITA employs Liberating Structures (liberatingstructures.com), facilitation, and strategic planning tools that engage diverse groups and blend “evidence based practice” with the “practice based evidence” to move people to action. The CITA website utilizes iDTR data and provides access to court improvement resources and materials, including the Juvenile Non-Offender Benchbook and Dependency Best Practices Guide.

EARLY ENGAGEMENT STRATEGIES

Family First Prevention Services Act

The Washington State DCYF embraces Family First Prevention Services Act (Family First or FFPSA) implementation as an opportunity to expand the choices and support provided to children, youth, and families. Signed into law February 9, 2018, Family First focuses on creating new opportunities for states to receive federal reimbursements for services that aid in preventing children from entering foster care and improving the well-being of children already in the system.

Family First also enhances DCYF’s ability to find loving, permanent homes for children and youth who must enter foster care, and it provides guidelines for those who need intensive therapeutic environments. Increasing family-centered and trauma-informed approaches to safety, permanency, and well-being are at the core of DCYF’s mission to support Washington families and will use Family First resources to further engage communities in growing these critical efforts.

FFPSA Prevention Plan

Family First introduces the opportunity for states to claim Title IV-E funds, which are traditionally reserved for foster care and for evidence-based services that prevent entry into foster care. Under Family First, prevention services can be offered to children who are at imminent risk of entering foster care, as well as to pregnant and parenting youth in foster care, to prevent children from coming into care.

In order to access this option, states must document their FFPSA prevention approach in a five-year Title IV-E Prevention plan for approval by the Children’s Bureau. On December 20, 2019, DCYF submitted Washington State’s Prevention Plan to the federal Children’s Bureau to implement the FFPSA. On October 1, 2020, the federal Children’s Bureau approved the Family First Prevention Plan. The approved Family First Prevention Plan is on the DCYF [website](#).

Implementation of FFPSA Prevention in Washington State is a huge transformation effort that will take multiple years to fully implement. This project will be phased, focusing on the required implementation tasks necessary to meet FFPSA requirements, and then subsequent phases will focus on roll out to the different candidacy groups.

The COVID-19 pandemic delayed implementation planning, but work did begin in late 2020 on the development of new tools, processes, and gathering of technical requirements. The Family Voluntary Services (FVS) candidacy group program changes, allowing us to meet FFPSA requirements, will occur in the Fall of 2021. In addition, Family Assessment Response (FAR) pilots will also begin in Fall 2021. This will allow us to assess the best way to modify the FAR program to meet requirements.

DCYF leaders worked with Washington Tribes over the year leading up to submission of the agency's initial FFPSA Prevention Plan to identify voluntary prevention services that are embraced in tribal communities and that could potentially be funded through the FFPSA. Based on this feedback, DCYF contracted to complete an evidentiary review of four tribal prevention practices, a review required in order to submit evidence to the Prevention Clearinghouse. The literature review on the four identified tribal prevention practices can be viewed on the DCYF [website](#).

Licensing Standards

The FFPSA requires each state to meet national standards to improve licensing standards for foster family homes. Until Family First, the federal government did not point to any specific standards for licensed foster homes, so states created their own standards without national guidance. Varying state standards have created barriers to both relatives and non-relatives in the licensing process. New federal licensing standards will allow more relatives caring for children in foster care to become licensed and receive ongoing monthly financial assistance, supports, and pathways to exit the system with assistance.

The majority of DCYF licensing standards were consistent with the federal model standards; however, there were some slight deviations that required changes to Washington Administrative Code (WAC) and agency policies. The WAC and policy revisions for child foster homes took effect on February 1, 2020, and now reflect the new requirements in the FFPSA. Details regarding these changes can be found on DCYF's [website](#).

Qualified Residential Treatment Programs (QRTP)

The FFPSA establishes requirements for placement in residential treatment programs and improves the quality and oversight of services. It allows federal reimbursement for care in certain Behavior Rehabilitation Services (BRS) treatment programs, known as Qualified Residential Treatment Programs (QRTP), for children with emotional and behavioral disturbance disorders requiring special treatment.

In October 2019, child welfare policies were updated to reflect the FFPSA requirements related to the QRTP. DCYF submitted the state plan updates to the federal Children's Bureau in December 2019, and received feedback from the Children's Bureau in Spring 2020. DCYF addressed their questions and made minor updates to the policy. On October 8, 2020, the Children's Bureau approved DCYF's updated policy, state plan, and qualified individual waiver. Please see the approved policy on DCYF's [website](#) and the [waiver form](#).

Kinship (Relative) Caregivers

The FFPSA provides federal funds for evidence-based Kinship Navigator programs that link relative caregivers to a broad range of services and supports to help children remain safely with them.

DCYF is partnering with the Aging and Long-Term Support Administration (AL TSA) and the University of Washington to evaluate and further develop Washington State's current Kinship Navigator program. The long-term goal of this work is to build program infrastructure and consistency in order to develop a promising practice that will qualify for sustainable federal funding.

Interstate Placement

Family First requires that no later than October 1, 2027, states use an electronic interstate case-processing system for exchanging data and documents to help expedite the interstate placement of children in foster care, adoption, or guardianship.

In June 2020, the Interstate Compact on Placement of Children (ICPC) unit began using a secure document portal, which is a temporary tool for National Electronic Interstate Compact Enterprise (NEICE) states with signed Memorandums of Understanding (MOUs) to transmit ICPC documents securely and electronically to Clearinghouse NEICE states. This has assisted DCYF's headquarters ICPC unit in getting ICPC documents to states that would not accept Washington encrypted emails, and this will help streamline the onboarding process to the NEICE system.

DCYF received a federal grant in October 2019 to connect to the NEICE system and make changes to its Comprehensive Child Welfare Information System (CCWIS). This project was expected to kick-off in 2020, but due to COVID-19, the project kick-off was delayed to 2021. This project will take several years to implement fully.

Family Practice Model

DCYF is invested in redesigning the Family Practice Model (FPM) which represents a system-wide standard for engagement that outlines interactions between the department and families that are referred for intervention and services. The FPM is an organizing framework that describes DCYF's practice values, approach, and strategic direction within child welfare practice. The FPM outlines an integrated approach to using assessment tools, engagement approaches, and evidence-informed strategies to meet needs unique to each family. The goal of developing a clear practice model is to support field operations staff in applying consistent practices across the state, and creating reliability for case workers and the families they serve. This will result in improved support to case workers by aligning practice with values and policy, through a cohesive series of training and assessments.

The redesign efforts are being developed using a Human Centered Design framework, which is a problem-solving method that invites perspectives of recipients of a system into the design space to improve process or practice. Codesign methods include learning continuously from and with people closest to the work. In the case of FPM, that means field operations staff and lived experts. The codesign methodology challenges historic imbalances of power in systems where leaders make important decisions about other people's lives and families.

The three major phases of this work include research, prototyping, and implementation.

- Research: The FPM development plan uses a series of codesign sessions to understand perspectives and stories, elevating parts of the current system that function well, highlighting practices and engagement strategies that are challenging, and understanding tools, training, and policy that do not align with practice. A series of codesign sessions is scheduled for case workers, with a focus on work area. There is another series of codesign sessions scheduled for lived experts, that emphasizes a specific interaction with the system (parent, youth, or caregiver).
- Prototype: Developing a FPM prototype allows DCYF to creatively test and iterate on new approaches to create better outcomes. The data gathered in the codesign sessions will be the basis for developing the prototype by a design team that includes both lived experts and case workers. The prototype will strengthen current practices and tools that meet the needs of families and staff, highlight areas that are not aligned, and identify training and development of services to match need.
- Implementation: After a slow rollout to early adopters, including adjustments, during the prototype phase, the rollout will expand to the remaining offices across the state. The full rollout includes components of training and localized support to ensure that FPM standards are supported for reliability, consistency, and fidelity through a quality assurance structure. This phase also allows for increased outcome evaluation of services provided to support families.

To ensure effective field operations casework standards, decision making must be supported and guided by a sound assessment system. The timeline to redesign the FPM coordinates practice model design with a renewed commitment to provide case workers with the best available tools, engagement strategies, and a holistic IT case management module that coordinates activities and policies for case workers. The assessment system and FPM are an integrated project, being designed simultaneously. They are both powerful mechanisms for translating values and principles into discrete practice behaviors and strategies for field operations case workers. The assessment redesign and the development of the FPM is a complex process and is anticipated to take three years to implement fully.

Family Time

Family Time refers to parent-child visitation. This name is intended to reflect commitment to the idea that visitation supports healthy relationships and bonds between family members. With the focus of Family Time on maintaining healthy relationships and bonds between family members, it is anticipated that children, youth, and families will continue to thrive by maintaining those connections.

The implementation of Sprout, a web-based data and referral system, has helped to streamline the referral process for Family Time and improve the collection of data. Data currently captured in Sprout reflects visit details including: visit type—virtual, in-person, both (virtual/in-person); if visits were missed/no show; and no visit recorded (visit referral not accepted yet, no documentation for that week, or other circumstances). Data teams continue to work together to develop quality data pulls needed to continue to improve practice with visitation services.

Sprout started with Family Time and is being expanded to integrate other contracted services to include the CANS-F for Combined In-home Services, Behavior Rehabilitation Services (BRS), and Early Support for Infants and Toddlers (ESIT).

Enhanced programing continues to be developed in Sprout focusing on:

- security measures for report authentication;
- billing for contracted providers; and
- Performance Based Contracting implementation of outcome metrics.

Moving forward, DCYF will continue to develop Sprout as a system that provides efficiency to Family Time, CANS, BRS, and ESIT, and is also a “work horse” data system that improves practice which will improve support to our children, youth, and families.

COVID-19 Impact on Family Time

The COVID-19 pandemic directly impacted Family Time services for families that are served by DCYF. From March 2020 to August 31, 2020, DCYF operated under the Governor’s proclamation 20.33. The proclamation allowed DCYF flexibility for Family Time to be provided remotely while not suspending or preventing in-person visits. In-person Family Time was recommended if it could be carried out safely following safety protocols that were developed with the guidance from the Department of Health. If in-person Family Time could not be done safely, virtual visits were provided.

To manage visitation during the pandemic, the following was provided:

- statewide electronic devices and data plans through concrete goods to parents, youth, and caregivers in order to keep families connected;
- retainer payments to contracted providers to help support them financially when they were unable to provide services;
- guidance documents for providers, staff, parents, and caregivers:
[Family Time In-Person Visits Guidance Protocol Provider](#)
[Family Time In-Person Visits Guidance DCYF Staff](#)
[Family Time In-Person Visits Guidance Parents](#)
[Family Time In-Person Visits Guidance Foster Parent and Kinship Caregivers](#);
- Personal Protection Equipment (PPE) and cleaning protocols statewide for field offices for caseworkers, providers, and families;
- communication about Family Time visitation guidelines to DCYF staff;
- communication externally with parents, providers, and caregivers about timelines and changes to Family Time visitation;
- DCYF office space and cleaning services to accommodate in-person visits;
- instructions on motions to the courts supporting health and safety during visits;
- communications with county courts on system changes in visitation so they were prepared for potential increase in hearings related to visitation;
- individual responses for counties experiencing higher COVID-19 exposure rates or local orders affecting movement of residents;
- weekly data report showing status of Family Time visitation; and
- weekly Family Time provider calls to problem solve implementation challenges during COVID-19.

During the pandemic, billable services were added into Sprout, allowing contracted providers payments for certain activities, which helped maintain safety during visit. These activities included:

- COVID-19 screening calls completed the day before and the day of visitation using the Department of Health screening questions;
- car cleaning prior to and after each transportation;
- location cleaning prior to and after each visitation; and
- provision of electronic devices to families, caregivers, and youth to support virtual visits.

As we continue to work through the pandemic, DCYF and contracted providers are returning to in-person Family Time visitation with requirements to maintain safety and control the spread of COVID-19. This has been a statewide approach involving our community and court partners. Looking forward, DCYF and families have found benefits in the virtual technology in and around visitation. Having virtual capabilities has extended visitation resources outside of regular in-person visits, when in-person is not an option for the parent or child.

Finding Fathers in Dependency Cases

The Finding Fathers in Dependency Cases project provides courts with reliable, fast, and low-cost DNA testing for alleged fathers in dependency cases. After a successful pilot project with five counties ending in 2016, Family and Juvenile Court Improvement Program (FJCIP) courts saw the benefits and have implemented this program modeled on the protocol used by Pierce County, where DNA samples were obtained at the courthouse. Based on the success of the FJCIP courts, in 2019, the Legislature approved a budget request to expand this program to every county statewide. The COVID-19 pandemic has slowed the process of the Finding Fathers program expanding statewide; however, statewide implementation is expected to resume in the future.

Establishing paternity early has been shown to have positive impacts on dependency case processing and outcomes for children. Aside from earlier dependency case resolution, it increases the likelihood of a father's early engagement and family reunification, as well as the likelihood the reunification will be lasting. Even in cases where reunification is with the mother, fathers who become engaged early in the dependency process are more likely to stay involved in the lives of their children. Fathers' involvement is associated with improved child well-being and lower levels of child behavior problems. Children with involved fathers are less likely to re-enter the child welfare system.¹ Identifying biological fathers can also expand the pool of relative placements and resources available to children who might otherwise be placed in foster care. Since families are more likely to experience positive outcomes if paternity is established early in a case, it is important that courts have efficient access to DNA testing. More information regarding the [Finding Fathers in Dependency Cases](#) project, can be found on the CIP web page located at www.courts.wa.gov/cwcip.

Mediation and Settlement Conferences

Because mediation is a collaborative, non-adversarial process, it can preserve and improve the relationships between parties, allowing them to focus on the action steps and behavior changes necessary for reunification. In that way, mediation is a fundamental tool for realizing the primary intention of dependency court: to safely return children to their families.

Several of the FJCIP courts use mediation, resulting in earlier case resolution and better docket management. According to research conducted by the National Council of Juvenile and Family Court Judges, the King County program achieved significant outcomes in the first five years of operation including timelier case processing, increased resolution rates, increased placement with relatives compared to foster care, and higher rates of reunification with parents. Other counties use various forms of mediation and alternative dispute resolution strategies.

Chelan County schedules early case conferences at the shelter care hearings in cases where the parties agree to engage. In addition, judicial settlement conferences are conducted before every fact-finding trial and termination of parental rights trial.

In Island County, mandatory mediation must occur in dependency cases with family law issues.

¹[Washington State Dependency Best Practices Report](#). Commissioned by the Washington State Supreme Court Commission on Children in Foster Care, Co-Chaired by Justice Bobbe J. Bridge (Ret.) & Denise Revels Robinson.

The King County Dependency Mediation Program started in 2009 to provide a less adversarial means for addressing and resolving issues in child protection cases filed in Seattle. In November 2017, the program was expanded to include cases filed in Kent. In dependency mediation, a specially trained neutral mediator helps guide the parties (parents, social workers, attorneys, and court appointed special advocates) through a confidential discussion of the family's situation and the concerns that brought them to the attention of DCYF. The mediator assists parties in developing a plan that they all agree is safe, addresses parental deficiencies, and is in the best interest of the children. Specific goals of the dependency mediation program are: 1) to give parents a voice in the dependency process and encourage their engagement, 2) to support timely processing of dependency cases, 3) to give all parties the opportunity for thoughtful discussion and collaboration, and 4) to promote safe, timely permanency for children. Starting in April 2019, mediation was expanded to add At Risk Youth/Children in Need of Services (ARY/CHINS) cases, as an offer to the families, not mandatory.

King County participated in the Permanency Initiative, a joint project between the Office of Public Defense and the Attorney General's Office since 2015. Parties involved in a termination or guardianship matter may request to have a settlement conference scheduled with a retired judicial officer. In 2020, there was a decrease in requests as no matters were scheduled between late March and mid-June due to COVID-19. Settlement conferences are now conducted via Zoom. Although there was a decrease in cases that reached a settlement, the judicial officers are able to narrow any contested issues, which results in less time spent in trial. The FJCIP Coordinator coordinates and tracks the settlement conferences.

In Kitsap County, prior to a fact-finding hearing or trial, any party to the case can ask for and be granted a settlement conference. Many of the settlement conferences result in resolution of the case.

Pierce County settlement conferences are required when a case is approaching dismissal and the parents have not agreed to a parenting plan or residential schedule. They are not required if the parties, their attorneys, DCYF, and the child advocate/guardian ad litem agree a parenting plan is not necessary. They are also required if a parent has not voluntarily agreed to a dependency. The settlement conferences are conducted by judicial officers not otherwise adjudicating the case. Settlement conferences by judicial officers are available but not mandatory in termination cases prior to the trial beginning.

In Snohomish County, mediation on the family law action within the Unified Family Court has been available for more than five years, with the intention of reducing the number of cases set to trial, decreasing the timeframe for dismissal, and improving the quality of and adherence to the final parenting plan. Upon request of the parties, settlement conferences are available in both dependency and termination cases.

Thurston County hired a third court commissioner in 2017 and began holding settlement conferences for dependency and termination cases. From August 2017 through September 2018, 59 settlement conferences were held, with 22 cases reaching full settlement, and six cases reaching partial settlement.

Clallam and Jefferson Counties are considering mediation for dependency cases, with the hope that the structure of mediation will allow the parents to feel that they are being heard and increase engagement in their cases. Mediation also allows all parties to identify where there is conflict and try constructive decision-making to create solutions.

Meeting the Needs of Infants, Toddlers and Their Families

In 2020, the total number of dependency petitions filed in Washington State was down 24% from the previous year. However, cases involving children under one year old decreased by only 7.1%, with 1,062 infants entering the dependency court system during the COVID-19 pandemic. Toddlers between one and three years old experienced a 17.5% reduction in filings, with 430 cases filed across the state. Acknowledging the persistently high number of infants and toddlers removed from their families, and the lifelong impact of early childhood trauma, child welfare and court stakeholders worked together to develop programs to respond to the needs of this population.

Safe Babies Court Team Approach – Statewide Expansion

Inspired by [Pierce County's Best for Babies Program](#), an interdisciplinary Design Team of stakeholders came together in early 2020 to develop a sustainable, statewide strategy to spread the Safe Babies Court Team (SBCT) approach to communities across the state. The SBCT approach, created and supported by [ZERO TO THREE](#), is a community engagement and systems-change initiative focused on reducing trauma for young children and families by improving collaboration between courts, child welfare, and child-serving organizations. The Design Team, facilitated by the [Center for Children and Youth Justice \(CCYJ\)](#) and the AOC, used the iDTR and other data to assess the demographics, racial disproportionality, and case outcomes for young children under the age of three. This information, along with data on the availability of services and community readiness factors, helped identify high impact communities for SBCT expansion.

The Design Team created an implementation plan that included the start-up of three local Safe Babies courts and development of a statewide structure to provide training, oversight, and alignment to the SBCT approach. Based on this plan, CCYJ applied for and was awarded a federal grant from the U.S. Health Resources & Services Administration (HRSA) to launch the SBCT approach in Kitsap, Thurston, and Spokane Counties. These courts will focus on front-loading services and increasing family time for children birth to three and their parents, with the goal of preserving the infant-parent bond, promoting child well-being, and reducing time to permanence. The AOC, CCYJ, and ZERO TO THREE are working together to develop local and statewide oversight structures that will engage in evaluation, strategic implementation, sustainability planning, and increasing access to needed services for families in SBCT courts.

The Design Team created an implementation plan that included the start-up of three local Safe Babies courts and development of a statewide structure to provide training, oversight, and alignment to the SBCT approach. Based on this plan, CCYJ applied for and was awarded a federal grant from the HRSA to launch the SBCT approach in Kitsap, Thurston, and Spokane Counties. These courts will focus on front-loading services and increasing family time for children birth to three and their parents, with the goal of preserving the infant-parent bond, promoting child well-being, and reducing time to permanence. The AOC, CCYJ, and ZERO TO THREE are working together to develop local and statewide oversight structures that will

engage in evaluation, strategic implementation, sustainability planning, and increasing access to needed services for families in SBCT courts.

Pandemic Family Time and Young Children

During the COVID-19 pandemic, families of young children faced new obstacles to maintaining and healing their relationships. Family Time visits almost universally transitioned to virtual contact when Governor Jay Inslee signed a proclamation in late March, permitting DCYF to limit in-person Family Time visits in response to COVID-19. The Supreme Court issued guidance to courts in April, acknowledging that virtual visits could serve as a temporary solution to preserving family connections.

Predictable and consistent Family Time visits are critically important for children who have experienced trauma, and they favorably impact case outcomes. This is especially true for very young children, who require close physical proximity and frequent, repeated interactions with a parent in order to develop an attachment relationship. Acknowledging the challenges of remote visits for families with infants and toddlers, the AOC, Office of Public Defense (OPD), and other system partners worked with visitation expert Rose Wentz to develop a webinar series and online resources to support successful virtual visits tailored to the developmental needs of children in care.

To support the resumption of in-person Family Time, DCYF consulted with the Department of Health to create health guidance and protocols to minimize the risk of virus transmission during visits. DCYF and Family Time providers also sought out new locations for visits to occur, including outdoor spaces and larger indoor public spaces. While these efforts improved access to in-person visits for families during the summer and fall, increased disease activity in November led many Family Time providers to again reduce in-person contact.

FIRST Clinic

The Family Intervention Response to Stop Trauma (FIRST) Clinic is a prevention-oriented medical-legal partnership that launched in July 2019 in Snohomish County. Since then, the program has helped dozens of mothers avoid the removal of their newborns and the filing of a dependency petition in court. The program provides parents with legal consultation and advocacy, support from a parent ally, and quick access to substance abuse treatment, and other services, including housing and nurse home visiting.

DCYF and Casey Family Programs began working with the FIRST Clinic in 2020 to support the evaluation and expansion of this novel prevention program, including identifying sustainable funding sources. The FIRST Clinic has been highlighted in several national trainings and publications as a promising approach to addressing the substance abuse and other needs of pregnant and parenting women in their communities.

Plan of Safe Care

DCYF worked with the Center for Children and Family Futures and a multi-disciplinary workgroup to encourage community-based responses to children born affected by substances and safely reduce child welfare involvement through the Plan of Safe Care project. This effort used a change in the federal Child Abuse Prevention and Treatment Act (CAPTA) law that allows healthcare providers to notify the child protective services system without requiring them to make a report of child abuse or neglect, provided there is no imminent risk of harm to the child and the identified infants and their parents receive a Plan of Safe Care.

DCYF has created pilot sites in Pierce and Yakima Counties to employ a new definition of “child affected by substance abuse” and try out a new pathway for DCYF notification that avoids child welfare involvement. Instead of having DCYF staff create the Plan of Safe Care, these counties are working with Help Me Grow to develop plans and engage parents. The group is also partnering with tribes to pilot the Plan of Safe Care program.

Parents for Parents Program

The Parents for Parents (P4P) program is a peer outreach and education program provided by parents who have successfully navigated the child welfare system to parents who have recently become engaged with the dependency system. The program supports safe and timely reunification of children with their parents, or an alternative permanency outcome when reunification is not a viable goal. Beginning in 2005, CIP funds have supported the start-up of 14 programs operating today.

During the 2015 legislative session, legislation was passed to provide funding to existing P4P programs, to expand services in three of the programs, and for two evaluations to be completed to determine if the program can be considered research-based. The legislation placed the P4P program under the direction of the Office of Public Defense, who contracts with the Children’s Home Society of Washington to provide oversight and coordination for the statewide programs.

During the 2019 legislative session, funds were appropriated to take P4P statewide, expanding the program into 22 counties and implementing a more robust model in some sites to help keep families engaged throughout the dependency process. As a result, the program has expanded to every county in the state, with the exception of Jefferson County. Planning for expansion into Jefferson County is currently underway. For newly launched programs during 2020, training and start-up is occurring. These counties include Adams, Asotin, Chelan, Columbia, Cowlitz, Douglas, Ferry, Garfield, Island, Kittitas, Klickitat, Lincoln, Okanogan, Pend Oreille, San Juan, Skagit, Skamania, Stevens, Wahkiakum, Whitman, and Yakima.

Furthermore, the program is a promising practice and is waiting to be reviewed by the Title IV-E Prevention Services Clearinghouse to see if it will be eligible to draw down federal dollars. Federal Court Improvement Program dollars have also been used to help begin and support existing programs.

Through court outreach at dependency hearings, a Dependency 101 class designed to educate parents about the dependency system, and ongoing peer mentoring, helps encourage positive thinking and engagement with services, gives parents someone they can relate to, and offers them hope that reunification is possible. In addition to the Dependency 101 class, multiple sites sponsor Dependency 201 classes. These classes offer an additional support and skill-building class, which is designed to provide tools and resources that help empower parents to be successful throughout their dependency cases and in life. The King and Pierce County programs also offer parent mentoring programs in the local jails.

Many programs also provide additional support classes in partnership with local agencies to include parenting classes, and domestic violence and housing clinics. Furthermore, some programs partner with local substance abuse treatment agencies to provide services and support to parents.

Additionally, the Phase I Evaluation Report for Washington State's P4P program was completed by Chapin Hall Center for Children in 2016. Chapin Hall evaluated P4P programs in King, Spokane, and Thurston Counties. The evidence is strong about changes in attitude that result from attending the Dependency 101 class. The Phase II Evaluation was released in January 2020 and took a deeper look at outcome data and reunification rates of parents who participate in P4P. It was conducted by the Children's Bureau Capacity Building Center for Courts and the University of Nevada under the leadership of Sarah Trescher and Dr. Alicia Summers. The evaluation can be accessed here: <https://www.childrenshomesociety.org/reunification>.

Below are some key findings from the newest long-term evaluation which demonstrate the significant impact P4P is having on Washington State's dependency-involved families.

- A positive relationship was demonstrated between parent participation in Dependency 101 and increased reunification rates—a difference of 17%.
 - 70% of parents who participated in Dependency 101 reunified with their children.
 - 53% of parents who did not participate in Dependency 101 reunified with their children.
- A positive relationship between parent participation in Dependency 101 decreased termination of parental rights—a difference of 13%.
 - 26% of parents who participated in Dependency 101 had their parental rights terminated.
 - 39% of parents who did not participate in Dependency 101 had their parental rights terminated.
- For cases that received Dependency 101 plus additional peer mentoring, reunification rates increased—a difference of 26% (79% of the cases reunified compared to the comparison group of 53%).

- For cases that received Dependency 101 plus additional peer mentoring, rates of termination of parental rights decreased—a difference of 20% (19% in P4P group compared to 39% in the comparison group).
- There was no statistical relationship between parent participation in the one-time 2-hour Dependency 101 class and length of time until permanency. This may suggest that future studies should explore the additional parent support components the program offers and their time to permanency.

Permanency from Day One (PFD1)—Federal Grant

DCYF applied for and was awarded a \$7.7 million permanency grant in September 2018. Washington is one of five states nationwide to receive this grant. This is a cooperative agreement with the federal Children’s Bureau. The PFD1 grant supports and aligns with the DCYF Program Improvement Plan (PIP), the Child and Family Services Plan (CFSP), and the Court Improvement Plan (CIP). This grant focuses specifically on CFSR outcomes, including Permanency Outcome 1: Children have permanency and stability in their living situations, Well-Being Outcome 1: Families have enhanced capacity to provide for their children’s needs, and the Case Review Systemic Factor. The Children’s Bureau approved the PFD1 grant strategic interventions in April 2020.

The PFD1 grant has two strategic interventions to increase timeliness to permanency for families and youth.

1. Enhanced Permanency Planning Meetings
2. Enhanced Youth Recruitment

Enhanced Permanency Planning Meetings are a specific intervention to address systemic barriers to permanency. These meetings build on existing DCYF policy to increase engagement between caseworkers and families with an emphasis on including parents, youth, and kin. These meetings are facilitated by a grant-funded facilitator; address safety, permanency, and well-being; are expedited (occur every three months); and provide parents an opportunity to contribute to their own planning as equal team members. With increased engagement, this grant strategy strives to achieve enhanced child, youth, and family involvement in case planning, which will result in individualized case plans that meet the needs of children, youth, and families. In addition, the grant strategy will increase transparency, teaming, inclusion, and respect with DCYF staff, families, youth, caregivers, tribes, and community partners. The population for this strategy is all newly dependent cases in the identified grant intervention offices.

Enhanced Permanency Planning Meetings were initiated in October 2020 in the following DCYF grant offices: Spokane North, Spokane Valley, Spokane Central, Colfax, Newport, Clarkston, King East, King West, King Southeast, King Office of Indian Child Welfare (OICW), West Seattle, Martin Luther King Jr. (MLK), Centralia, and Shelton. In March 2021, these enhanced meetings will expand to Wenatchee, Spokane Indian Child Welfare (ICW), King Southwest, Kelso, and Tumwater DCYF offices for a total of 19 offices impacted by this strategy.

Enhanced Youth Recruitment is a youth-directed recruitment strategy that is driven by legally free youth who participate in their case and placement decisions as a part of a team approach. This strategy focuses statewide on all legally free youth who are not in a permanent home. The major intervention component of this strategy is Reverse Matching Events where youth take an active role in identifying a family they believe could become a permanent resource for them. This is the opposite of nationwide conventional recruitment events where families read about or meet youth and then choose youth they feel would be a good fit for their home. To further support youth engagement in their own permanency, a Youth Engagement and Permanency Plans (YEPP) tool is being developed for use by DCYF workers with legally free youth on their caseloads in need of permanency. The YEPP tool requires involvement by the youth, youth supports, and other key case participants to focus on and develop a plan that will promote permanency or a permanency connection for the youth. These plans are reviewed every three months by the youth and the youth's team.

The expected outcomes from these strategies are an enhanced capacity within our state to:

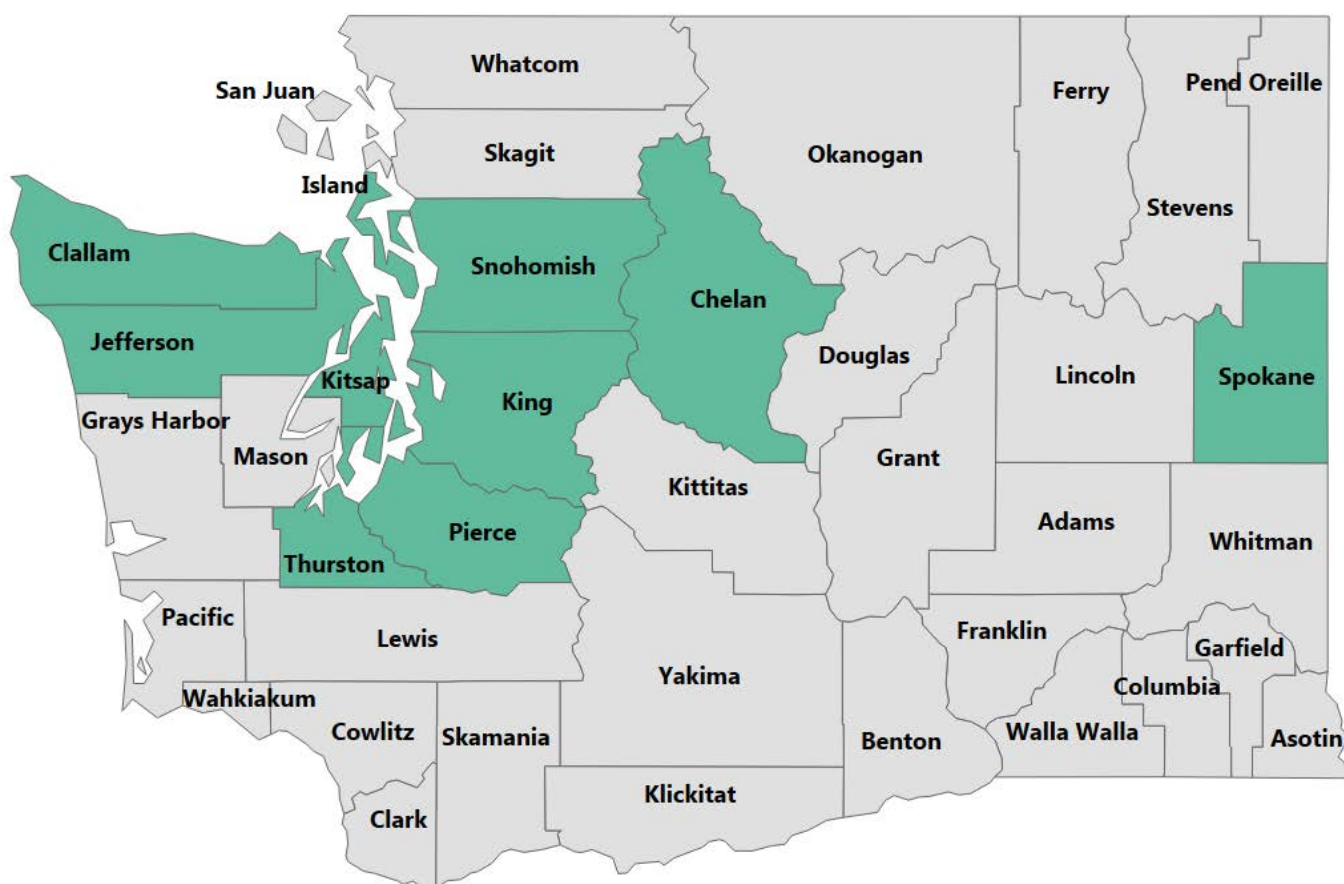
- support caseworkers in early family engagement;
- enable parents to partner effectively and earlier with their child welfare team;
- align concurrent planning efforts with court improvement efforts; and
- provide increased recruitment strategies and outcomes for legally free youth for adoptions.



LOCAL INITIATIVES TO IMPROVE COURTS

Family and Juvenile Court Improvement Program

The Family and Juvenile Court Improvement Program (FJCIP) courts outperform other courts in Washington State in compliance with dependency timeliness. The FJCIP incorporates Unified Family Court (UFC) principles in a model that allows flexible implementation centered on core elements, including stable leadership, education, and case management support. In addition to the core elements, the FJCIP Coordinators gather and analyze data which is then shared with local dependency stakeholder groups working on system improvement. The state provides FJCIP funding and framework to ten superior courts to implement enhancements to their family and juvenile court operations that are consistent with UFC principles, including longer judicial rotations.





Washington State Family & Juvenile Court Improvement Program (FJCIP) *Highlights from the 2020 FJCIP Report*

FJCIP Courts in Washington State



Chelan Clallam Island Jefferson King
Kitsap Pierce Snohomish Spokane Thurston

Creative FJCIP strategies to address COVID impacts

- ✓ Developed tool to manage case flow
- ✓ Created new public health emergency code to track COVID continuances
- ✓ Served as communication hub for court and system partners
- ✓ Helped courts pivot from in-person to virtual hearings
- ✓ Developed virtual hearing guidance for court parties
- ✓ Increased use of e-filing



**FJCIP courts compliance percentages were
higher than the statewide average on all
dependency measures!**



Why is this program important? *BETTER OUTCOMES FOR FAMILIES*

- ✓ Improved court performance
- ✓ Programs addressing needs
 - ➔ Baby Court
 - ➔ Community wrap-around services
 - ➔ Finding Fathers in Dependency Cases
 - ➔ Parents for Parents Program



Why do FJCIP courts provide better results?

- Provide case management to improve dependency timelines
- Convene dependency stakeholders to identify trends impacting cases
- Implement projects and programs to address identified needs

What about finances?

2020 State Funding

\$ 598,819.00



2020 County Funding

\$ 175,698.00

If this program is so successful, why is it not available statewide?

**Need increased state funding
to hire FJCIP Coordinators
in every county**



For more information: www.courts.wa.gov/CWCIP
Email: FJCIP@courts.wa.gov

In this year of unprecedented challenges brought on by the COVID-19 pandemic, the FJCIP demonstrated the value of having dedicated, court-level system improvement staff available to support effective dependency court operations. FJCIP coordinators helped courts and judicial officers troubleshoot challenges, implement new technologies, and keep information flowing across the court community. As a result, FJCIP courts were well-positioned to ensure that essential court functions continued, while also helping to protect staff and the public in an uncertain and rapidly changing environment. The [2020 FJCIP Report](#) focuses on highlights of this most unusual year, including some of the creative strategies FJCIP courts used for addressing impacts related to COVID-19.

Continued funding for the FJCIP is critical, and current funding is insufficient to cover the costs of the existing FJCIP Coordinator positions. Full funding for the FJCIP Coordinator positions will make a significant difference in family law courts where many of the same litigants appear. The ultimate goal is adequate funding for all superior courts in Washington State to support an FJCIP Coordinator so that all will benefit from improvement outcomes.

More information regarding FJCIP can be found at: <http://www.courts.wa.gov/CWCIP>.

	Chelan	Cllam	Island	Jefferson	King	Kitsap	Pierce	Snohomish	Spokane	Thurston
Unified Family Court Principles										
Assignment of a chief judge for the family and juvenile court for a minimum term of two years.	✓	✓	✓	✓	✓	✓	✓	✓	✓	✓
FJCIP Coordinator (Part-time/Full-time)	Part	Part	Part	Part	Full	Full	Full	Full	Full	Full
Case screening and coordinating	✓	✓	✓	✓	✓	✓	✓	✓	✓	✓
Assistance with Family Law	✓	✓			✓	✓	✓	✓	✓	✓
Multi-system Youth Coordination					✓	✓			Developing	✓
Judicial officers have received at least 30 hours of specialized training	✓	✓	✓	✓	✓	✓	✓	✓	✓	✓
Mediation/Settlement Conferences	✓	Developing	✓	Developing	✓		✓	✓		✓
Specialized Court Teams										
Baby Court Team		Developing					✓			
Family Treatment Court	✓	✓	✓	✓	✓	✓	✓	✓		✓
Indian Child Welfare Court Team									✓	
Legally Free Court Team							✓		✓	✓
Special Programs										
Adoption Day Celebration	✓	✓	✓		✓	✓	✓	✓	✓	✓
Adoption Workgroup						✓	✓	Developing	Developing	✓
Courthouse Dog										✓
Family Time (Visitation) Focus			✓			✓		✓	✓	✓
Finding Fathers in Dependency Cases	✓	Developing	Developing	Developing		✓	✓	✓	Developing	✓
Parents for Parents	✓	✓	✓	Developing	✓	✓	✓	✓	✓	✓
Protein for All	✓				✓	✓	✓	Developing	✓	✓
Reunification Celebrations	✓	Developing	Developing		✓	✓	✓	✓	✓	✓
Totes for Kids								✓		

Family Treatment Courts

A family treatment court (FTC) is a juvenile or family court docket of selected abuse, neglect, and dependency cases where parental substance abuse is identified as a primary factor. Judges, attorneys, child protection services, and treatment personnel unite with the goal of providing safe, nurturing, and permanent homes for children, while simultaneously providing parents the necessary support and services to become drug and alcohol abstinent. Family dependency treatment courts aid parents in regaining control of their lives, and promote long-term stabilized recovery to enhance the possibility of family reunification within mandatory legal timeframes.

Across Washington State, 19 counties operate FTCs, serving approximately 300 participants, or 11% of dependency cases involving parental drug abuse. For families, this means that most do not experience the benefits of FTCs, including expedited access to substance use disorder (SUD) treatment; a strengths-based, collaborative team; increased judicial monitoring; and individualized family services. There is an overwhelming need to increase the capacity for FTC cases, and look at how to best serve these families and provide hope and a path for reaching their goals.

In October 2020, the AOC was awarded \$1,750,000 in grant funds from the Office of Juvenile Justice and Delinquency Prevention (OJJDP) for a State and County Family Drug Courts Expansion Program, which is a cooperative agreement including DCYF and the Health Care Authority (HCA). Funds will be used to:

- expand cross-system collaboration, at the state and local levels, to actively engage the HCA state substance use treatment agency to improve access and coordination of SUD treatment for parents participating in FTCs;
- develop a state team and governance structure to engage and support local FTC operations and provide training on nationally recognized practices to be implemented with fidelity across all FTCs; and
- increase the capacity and utilization of existing FTCs, with a focus on courts in rural communities, to expand access to the treatment and services that families need to improve child, parent, and family outcomes.

While FTCs in some counties are in such demand that they have waitlists for entry, others are operating below capacity, especially those in rural counties, where FTCs average 45% capacity. Support from a state team with the ability to collect data and assess needs enables the ability to identify trends and target training and resources to ensure that FTCs employ best practices and are able to effectively expand to serve more families. Establishing a state-level governance structure to oversee and manage the work, along with technical assistance from OJJDP, will support existing FTCs to implement best practices and facilitate cross-system and interdisciplinary training.

The data development portion of this new program will be facilitated by WSCCR. The data will be used to meet the grant's performance reporting requirements and in an ongoing manner to monitor system performance, needs, opportunities, and challenges.

COLLABORATION WITH OTHER CHILD WELFARE PARTNERS

Children's Representation Program

In 2014, the Washington State Legislature established a right to counsel for children involved in dependency cases who remain dependent six months following the termination of their parents' legal rights. The Washington State Office of Civil Legal Aid (OCLA) Children's Representation Program (CRP) has been overseeing the legislation for over six years.

Private attorneys and publicly-funded agencies throughout Washington State provide standards-based representation for these "legally free" children. Attorneys commit to receiving OCLA-approved training, maintain caseloads consistent with legislatively recognized limits, and effectively represent the stated and legal interests of these children in dependency proceedings. The goal is to ensure effective legal representation that expedites permanency; improves well-being outcomes; addresses systemic and individualized practices and policies that drive disproportionate outcomes for: BIPOC (Black, Indigenous, and people of color), LGBTQ+, disabled, and other children and youth; and promotes and defends the legal rights and life prerogatives of children, the trajectory of whose lives will be decided in the course of the dependency proceeding.

OCLA has partnered with CITA at the AOC and JustLead Washington to provide a wide range of trainings. JustLead Washington has developed a race equity curriculum tailored specifically to child welfare attorneys that is required training for CRP attorneys.

Attorneys have been trained on a variety of topics including: child interviewing techniques, advocating for the legal interests of preverbal children, special considerations when representing LGBTQ+ youth, boundaries and self-care when representing children and youth, and immigration considerations when representing non-citizen children. There is also required ongoing training that helps the attorneys to understand their own implicit biases, and how structural, systemic, and institutional racism impacts the child welfare system. Through this training the attorneys are given tools to interrupt, identify, and litigate racialized practices where they see them.

A very strong children's representation bar has developed in Washington State that is supported by a CRP listserv where attorneys regularly pose questions to one another and share information regarding current law and issues that impact children and youth in the child welfare system.

CRP attorneys regularly travel out of state to visit clients housed in foster homes, group homes, and relative placements. This not only allows attorneys to develop the necessary rapport with their clients, but it helps to ensure that the children and youth are safe in their distant placements and are able to see a familiar face.

OCLA is responsible for ensuring that CRP attorneys provide the most effective legal representation, and that outcomes achieved are consistent with the stated and legal interests of their young clients. OCLA employs multiple tools to review the performance of its contract attorneys consistent with these objectives.

Children's Representation Program attorneys have represented nearly 4,971 children since the start of the program in July 2014. There have been over 3,400 adoptions, 63 guardianships, 223 youth entering into the Extended Foster Care Program, and 17 Third Party Custody Agreements executed. Because collaboration is crucial to the dependency court process, CRP attorneys work with other members of the child welfare team to ensure that the best outcomes, consistent with the child's stated and legal interest, are achieved. When an agreement cannot be reached, CRP attorneys, consistent with their training and ethical duty, file motions for necessary services and placement changes on behalf of their clients. These motions are not only consistent with the rights that foster children are entitled to while in the state's care, but are also critical to their well-being.

In 2017, ESSB 5890 was passed by the Legislature and signed into law. Section 28 of the bill directed OCLA to engage WSCCR at the AOC, and other research institutions, to undertake a comparative study of the impact of early representation of children in dependency cases. WSCCR secured research assistance from the University of Washington School of Social Work. The study compares time to permanency, relevant child welfare indicators and outcomes, and potential cost savings from the appointment of attorneys for children at the shelter care hearing in "treatment counties" with those for children in "control counties" who are not represented. Grant and Lewis Counties were selected as the treatment counties. Whatcom and Douglas Counties are the control counties.

Appointments of attorneys for children and youth involved with new dependency cases in study counties ended on September 1, 2019. Attorneys appointed to cases during the study will continue to represent the children through the life of the case. In Grant and Lewis Counties, 417 children and youth were represented under the study. The report from WSCCR indicated the following outcomes.

- Children with mandatory legal representation were more likely to experience reunification or guardianship than to become legally free or adopted. Specifically, the reunification or guardianship rate of children with mandatory representation is about 41% higher than the rate of reunification or guardianship for children without mandatory representation. All guardianships have been with relatives.
- Children with mandatory legal representation exited the child welfare system at a faster rate than children without mandatory legal representation.
- The mandatory appointment of attorneys for children led to cost savings to the state.

The full report will be submitted to the Legislature at the end of March 2021.

Child Advocates/Court Appointed Special Advocates

What is a Child Advocate?

A child comes to the attention of the court once a dependency petition, alleging abuse or neglect, has been filed at juvenile court. At the first hearing, the court may order that a court appointed special advocate or volunteer guardian ad litem be appointed for the child (RCW 13.34.100). The court appointed special advocates may be called child advocate, CASA, volunteer guardian ad litem, etc. For the purpose of this report, the term child advocate will be used. Child advocates are volunteer community members who provide a carefully researched background of the case to help the court make a sound decision about the child's future.

Best interest advocacy is driven by the guiding principle that children grow and develop best with their family of origin when that can be safely achieved. Child advocate duties include: information gathering and interviewing, communicating and collaborating with all parties, visiting with the child regularly, monitoring court orders, and advocating for the child in meetings with the school, caregivers, family, in court, and in court reports. The child advocate also reports the child's stated interests. The child advocate makes a recommendation to the court on placement and follows through on the case until it is permanently resolved. Child advocates are often the only stable factor in an often frightening and difficult ordeal for a child. The goal is family reunification if that can be achieved safely.

In 2020, the network of 35 Child Advocate and CASA programs across the state needed to fundamentally restructure how volunteers and staff carried out virtually every aspect of child advocacy. Without the ability to have in-person contact or meetings, many advocate activities had to be immediately transitioned to virtual formats starting in March.

Advocate-Child Visits

One of the core aspects of advocacy provided to the court includes getting to know the child, their family, and their caregivers by frequent communication and in-person visits in the child's placement and other locales. Many of these visits by necessity switched to a virtual format—using videoconferencing and other virtual platforms. When safe to do so and while adhering to strict social distancing and proper use of personal protective equipment (PPE), some in-person visits were implemented and became collectively known as “Porch Visits”—meeting with the child and caregivers outdoors, masked, and appropriately distant.

Recruitment and Training

Child advocates undergo a thorough screening, background check, and 30 hours of pre-service training and court observation, in addition to 12 hours of continuing education training annually. Program staff supervise and support child advocates. Throughout the training, family reunification (either with a child's birth family or extended family) is the ultimate goal when it can be done safely and is in the best of interests of the child for the long term.

Two associations provide support to child advocates in Washington State and are described on the next page.

Washington Association of Child Advocates

The former Washington State CASA, now known as Washington Association of Child Advocate Programs (WACAP), had its membership terminated by National CASA in 2019. Ten of the 35 local programs retained their National CASA/GAL membership. This resulted in several name changes for local programs and their volunteers, including the switch to “Child Advocates,” “Volunteer Guardians ad Litem,” and “Dependency Guardian ad Litem,” to name a few. WACAP provides support to all child advocate programs, whether or not they belong to National CASA.

In early 2020, the AOC granted approval of the WACAP Core Training curriculum for training and certifying new volunteer advocates for Title 13 dependency cases. While initially developed to be conducted locally and in-person by local program staff, WACAP facilitated (with the assistance of local program staff) the first ever statewide on-line training for new advocates in May, June, and October. In all, WACAP trained over 225 potential new advocates from 25 local programs in 2020. Additionally, several other local programs hosted core trainings, training over 100 volunteers. Sessions are also recorded and posted to a private [YouTube channel](#). Topics include child development, child mental health, keeping children safe while in care, child and family trauma, Adverse Childhood Experiences (ACEs) and resiliency, chemical dependency recovery, domestic violence, institutional racism and bias, working with LGBTQ youth, education advocacy, and attachment and bonding.

WACAP also conducts “Days of Data” semi-annual surveys which ask a series of questions about children the child advocates represent, including visitation, well-being, placement, and education related information. A link to the reports is provided here: <http://wachildadvocates.org/current-projects/outcomes/>.

Washington Court Appointed Special Advocate Association

The Washington Court Appointed Special Advocate (CASA) Association is a network of ten local programs across Washington State, and through membership with National CASA/GAL for Children, belongs to a network of 950 community-based programs nationwide. In January of 2021, local CASA/GAL programs began to integrate the 11 updated standards that reflect a focus on becoming a highly effective organization at the state and local levels as well as the unwavering commitment to providing quality volunteer advocacy for children. The objective of Standards for Local CASA/GAL Programs is to set performance levels for local programs to ensure quality while allowing individual programs room for creativity and innovation. Washington CASA is strongly committed to high quality, best-interest advocacy and dedicated to integrating diversity, equity, and inclusion by providing technical assistance to the local network to achieve these standards.

To help local CASA/GAL programs adapt in 2020, National CASA provided technology grants so they could purchase annual subscriptions of virtual platforms such as Zoom. Local CASA/GAL programs successfully utilized the virtually modified pre-service training curriculum provided by National CASA and continued to safely train volunteers through the COVID-19 pandemic. Additionally, local programs had access to relevant and timely COVID-19 resources and webinar trainings available from the national membership network.

The Commission on Children in Foster Care

Co-chaired by a Supreme Court Justice and the Assistant Secretary of DCYF, the Commission on Children in Foster Care's mission is to "provide all children in foster care with safe, permanent families in which their physical, emotional, intellectual, and social needs are met." Stakeholders, including representatives from the courts, tribes, Legislature, OPD, OCLA, Office of the Superintendent of Public Instruction, Attorney General's Office, parent allies, foster parents, foster youth alumni, foster youth in care, and child advocates/court appointed special advocates (CASAs) work to promote communication, collaboration, and cooperation. For example, in 2016 the Commission created work groups examining legal representation for children in foster care and responding to foster youth's perceived needs for improved sex education. The Commission also promotes Reunification Day and Adoption Day celebrations throughout the state. Additionally, the Commission initiated and supports the annual Youth Leadership Summit, where foster youth and alumni are given a voice and an opportunity to exchange concerns, challenges, and suggestions for systems improvements. Policymakers, advocates, and community members work alongside youth to address the proposed reforms.

In order to provide for the statewide consistency of practice in dependency and termination cases during the pandemic, a workgroup was formed to assist with drafting a Supreme Court order regarding dependency and termination cases, which covered procedures for shelter care hearings and other emergency matters, appointment of counsel for children, visitation motions, and overall due process requirements, among other matters. Later a stakeholder group created comprehensive guidelines for implementing the orders and reestablishing court proceedings, entitled [Resuming Dependency Fact Finding and Termination of Parental Rights Trials in Washington State](#). These orders and guidelines have been followed by many courts throughout the state to ensure fairness for families in dependency and termination cases.

Also, in response to a proclamation from the governor allowing DCYF to limit in-person family time visits and provide virtual contact instead, the Commission created a multidisciplinary work group to address issues related to family time and to quickly and collaboratively address COVID-19 related issues impacting the child welfare and court systems. The COVID Rapid Response Work Group included CIP staff; child welfare agency leaders and several staff; youth; parents; caregivers; attorneys for youth, parents, and the agency; child advocates; CASAs; visit providers; and the Governor's Office.

The work group addresses issues as they arise and creates uniform messages to be communicated to all involved across disciplines in the child welfare system, which is challenging. The group works collaboratively to develop processes and messages regarding topics such as: family time, delaying unnecessary termination of parental rights trials, mental health of children and youth, etc.

The Temporary COVID Aware Family Time Plan guidance was developed by the work group and creates a three-tiered process to support the co-creation of individualized plans: <https://www.dcyf.wa.gov/sites/default/files/FamTimePlan.pdf>.

In December 2020, the Commission decided to provide oversight of the State Team Action Plan. The National Judicial Leadership Summit: Ensuring Justice in Child Welfare was held in August 2020. The focus of the summit was reducing racial injustice in the child welfare system, reducing unnecessary removals of children from their parents, and improving high-quality legal representation, not only in the child welfare court system, but also upstream (preventing the case from even coming before the court by assisting families in remedying safety issues). Each state multidisciplinary team was asked to create an action plan. Using CIP funding, the AOC is hiring a part-time project manager to facilitate the stakeholder workgroups to further vet ideas proposed in the action plan and determine how to be strategic in fitting this work in with systemic changes already occurring in order to maximize resources.

Extended Foster Care

Extended Foster Care (EFC) is a voluntary program that offers dependent youth the option of receiving services until age 21. Supporting youth during their transition to adulthood is vital to their success.

In 2011 legislation was enacted establishing the EFC program in Washington for youth ages 18 to 21 who were participating in or completing a secondary education program. Between 2011 and 2017, additional eligibility categories were added. As a result, the majority of youth who are dependent on their 18th birthday are now eligible for the program.

The Legislature made the most recent change to the legislation in 2017. It expands eligibility to youth who are dependent on their 18th birthday, allowing dependent youth who turn 18 years old in the care and custody of Juvenile Rehabilitation, on in home dependencies, trial return home, dependency guardianships, and any other dependent youth under 13.34 RCW to be eligible for the program. This legislation also allows youth to enter and exit the program as they choose from 18 to 21 years old. The ability to enter and exit the program provides youth the opportunity to determine the level of independence and support they need.

Eligible youth are those who are dependent on their 18th birthday and meet one of the following criteria:

- enrolled in high school or a high school equivalency program;
- enrolled, applied for, or can show intent to timely enroll in a post-secondary academic or post-secondary vocational certification program;
- participating in a program or activity designed to promote or remove barriers to employment, including part-time employment;
- employed 80 hours or more a month; or
- unable to engage in any of the above activities due to a documented medical condition.

Enrollment in EFC continues to increase:

• January 2015	390
• December 2015	463
• December 2016	567
• December 2017	609
• December 2018	713
• December 2019	786
• December 2020	834

Indian Child Welfare Act Projects

The Indian Child Welfare Act (ICWA) is designed to protect the rights of children and the integrity of Native families. Efforts have continued to educate child welfare professionals and the courts to implement the changes to the [25 CFR 23 - Indian Child Welfare Act \(ICWA\) Proceedings \(Final Rule\)](#), published in 2016.

The Washington State Supreme Court decision *In re Dependency of Z.J.G.* ruled that courts in dependency proceedings must use a broad interpretation when determining if there is “reason to know” a child is an Indian child for purposes of both the state and federal Indian Child Welfare Acts.

ICWA training is provided at the annual Children’s Justice Conference sponsored by DCYF. In addition, the Court Improvement Training Academy provides ICWA training at the annual judicial dependency trainings, which include tribal court judges along with state court judicial officers.

In August 2020, CITA provided support for the virtual Indigenous Children, Youth and Families Conference, co-sponsored by DCYF’s Office of Tribal Relations and the Alliance for Child Welfare Excellence. The conference focused on Indigenous family wellness and included legal sessions addressing the Indian Child Welfare Act (ICWA), its application in Washington State, and an exploration of the ICWA court model. The recordings can be accessed here: <https://www.dcyf.wa.gov/tribal-relations/training>.

The following are DCYF activities related to compliance with the federal and state ICWA.

- The Tribal Policy Advisory Committee (TPAC) meetings occur quarterly. The primary focus of TPAC is to inform DCYF leadership on tribal priorities regarding child welfare, early learning, and juvenile rehabilitation programs and provide an avenue for ongoing dialogue on substantive issues impacting children and families in tribal communities. TPAC is intended to be an enhancement of the tribal consultation process by helping identify potential roundtable issues, but will not take the place of formal consultation.
- DCYF has bi-monthly Indian Child Welfare subcommittee and Indian Policy for Early Learning (IPEL) meetings. All Tribes and Recognized American Indian Organizations (RAIO’s) are invited. Due to COVID-19, all meetings have been via Zoom.

- Continued work on completing and updating existing Memorandums of Agreement (MOA's) with each tribe that wants an agreement. These MOA's help establish clear roles and responsibilities for how DCYF will work with each tribe.
- Regional ICW Case Reviews continue to occur in some offices as part of the 10.03 plans. These reviews are completed via Zoom by both tribal and DCYF staff.
- Qualified Expert Witness (QEW) training for tribal and DCYF staff have been scheduled through the Alliance. DCYF is working to develop and maintain a list of QEW's for each Region.
- DCYF continues to work with the Alliance to improve the ICWA components of trainings.
- Tribal/State workgroups were convened to discuss changes that will be necessary to align DCYF policies with the Z.J.G. Washington State Supreme Court Opinion.

Innovative Dependency Court Collaborative

The Innovative Dependency Court Collaborative (IDCC) was established in 2019 to encourage, generate, and support innovation with interested dependency court stakeholders and communities to empower and achieve justice for families. The Collaborative resulted from a reformation of the Permanency CQI Work Group in order to better align its work with the federal Children's Bureau's new vision and strategies for strengthening families. This new committee comprises a broader array of stakeholders, including early intervention/prevention services, and meets the CIP requirements for a statewide multidisciplinary task force.

In addition to DCYF and AOC staff, the IDCC consists of representatives from the judiciary, tribes, parent allies, youth, caregivers, parent representation, child representation, Attorney General's Office, CASA/GAL, Juvenile Court Administrators, Casey Family Programs, and Partners for Our Children.

Many members of the IDCC are also members of the COVID Rapid Response Work Group of the Commission on Children in Foster Care, and due to limited time and resources, IDCC meetings were put on hold for most of 2020 while the work group focused on responding to pandemic-related issues. In an effort to provide efficiencies for staff and members participating in these two groups, there is currently a proposal to integrate the requirements of the CIP multidisciplinary task force, currently the IDCC, into the Commission on Children in Foster Care.

Parent's Representation Program

The Washington State Office of Public Defense (OPD) Parents Representation Program (PRP) provides state-funded attorney representation and case support services to indigent parents, custodians, and legal guardians involved in child dependency and termination of parental rights proceedings. The program began in 2000 after the Legislature directed OPD to implement a pilot program providing enhanced legal representation in the Pierce and Benton/Franklin County juvenile courts.

In 2005 the PRP began expanding to other Washington counties, and effective July 1, 2018, the program provides representation in all Washington State counties. Key elements of the PRP include the implementation of caseload limits and PRP attorney and social worker standards, access to expert services, access to independent social workers, OPD oversight, and ongoing training and technical support. The program also works collaboratively with Children's Home Society of Washington's Parents for Parents Program and the Washington Defender Association's Incarcerated Parents Project.

In 2020, PRP program staff participated in multiple emergent statewide committees and trainings to address issues arising during the COVID-19 pandemic as well as provided technical assistance to contractors on COVID-19 impacted issues like visitation, remote technology, and remote vs. in-person hearings. The PRP also offered a three part remote training on Anti-Racist Legal Strategies in Child Welfare Cases. On the national front, PRP program staff and the OPD agency director participated on committees for the Family Justice Initiative (FJI), a national effort to assure high-quality attorneys for every parent and child in child welfare proceedings. Work with the FJI included co-chairing the FJI executive committee as well as co-chairing the Quality Work Group to create national attributes of high-quality representations and how-to guides for states to implement those attributes. Finally, PRP program staff participated in multiple ongoing statewide committees and other efforts to collaborate with child welfare stakeholders to strengthen Washington's child welfare system, including among others: Family Time Workgroup; Coalition for Children of the Incarcerated Parent; Washington State Parent Ally Committee; Children's Justice Task Force; Innovative Dependency Court Collaborative; Alliance for Child Welfare Regional Core Training; Children, Youth, and Family Services Advisory Committee; and CAPTA Citizen's Review Panel.

Since its inception, the PRP has been evaluated numerous times, finding positive outcomes. The evaluations include a national peer reviewed study of the program that found that the PRP's enhanced legal representation reduced the days to establishing permanency for children in foster care by speeding up reunification with parents, or where reunification was not possible, by speeding up permanency through guardianship or adoption. See M.E. Courtney, J.L. Hook, "Evaluation of the Impact of Enhanced Parental Legal Representation on the Timing of Permanency Outcomes," *Children and Youth Services Review* 34 (2012): 1337–1343. Additionally, the U.S. Children's Bureau has highlighted the PRP as an exemplary model for delivering parent representation. See U.S. Department of Health and Human Services' Administration on Children, Youth and Families, Children's Bureau, U.S. Department of Health and Human Services' Administration on Children, Youth and Families, Log No: ACYF-CB-IM-17-02 (January 17, 2017) available online at: <https://www.acf.hhs.gov/cb/policy-guidance/im-17-02>. Further information about the PRP is available at www.opd.wa.gov.

Washington's Program Improvement Plan

Washington State Department of Children, Youth, and Families (DCYF) participated in Round 3 of the federal Child and Family Services Review (CFSR) from April 2018 through September 2018. The CFSR enables the federal Children's Bureau to: (1) ensure conformity with certain federal child welfare requirements, (2) determine what is actually happening to children and families as they are engaged in child welfare services, and (3) assist states in enhancing their capacity to help children and families achieve positive outcomes.

Based on the results of the CFSR, Washington State developed a Program Improvement Plan (PIP) to address the areas of non-conformity. DCYF engaged state, regional, and local stakeholder groups in the process of problem identification, root cause analysis, and the development of goals, strategies, and activities to address the areas needing improvement and develop the PIP. The federal Children's Bureau approved the PIP on June 19, 2020, with a start date of July 1, 2020. DCYF has two years to implement the identified PIP strategies and activities with up to an additional 18 months of measurement. The Children's Bureau identified specific measures and target PIP goals that DCYF must meet by the end of the PIP measurement period. Failure to fully implement PIP strategies and activities and meet identified PIP target goals can result in a financial penalty of up to \$6.4 million for the agency.

Strategies and activities were developed related to the following federal outcomes.

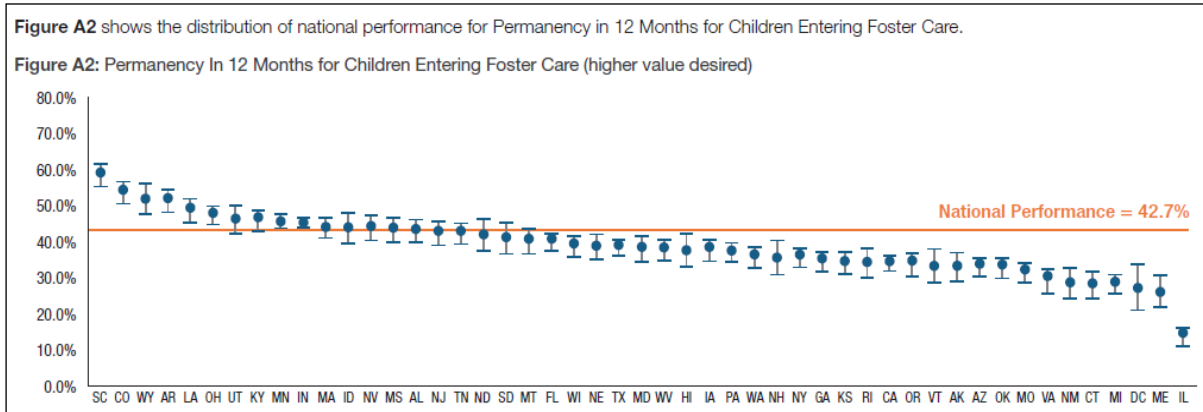
- Safety Outcome 1: Children are, first and foremost, protected from abuse and neglect.
- Safety Outcome 2: Children are safely maintained in their homes whenever possible and appropriate.
- Permanency Outcome 1: Children have permanency and stability in their living situations.
- Well-Being Outcome 1: Families have enhanced capacity to provide for their children's needs.

Achieving safe, timely permanency will require strong partnerships and understanding of the CFSR outcomes and systemic factors across all partners in the dependency court system. While the Children's Bureau focuses on DCYF for the CFSR, the expectation that the state as a whole will come together to improve outcomes for children as decision making and practice by the courts, attorneys, guardians ad litem, and others plays a role in achieving safe, timely permanency for children. Within the areas of needed improvement, some of the specific federal outcomes that are impacted by the system as a whole include:

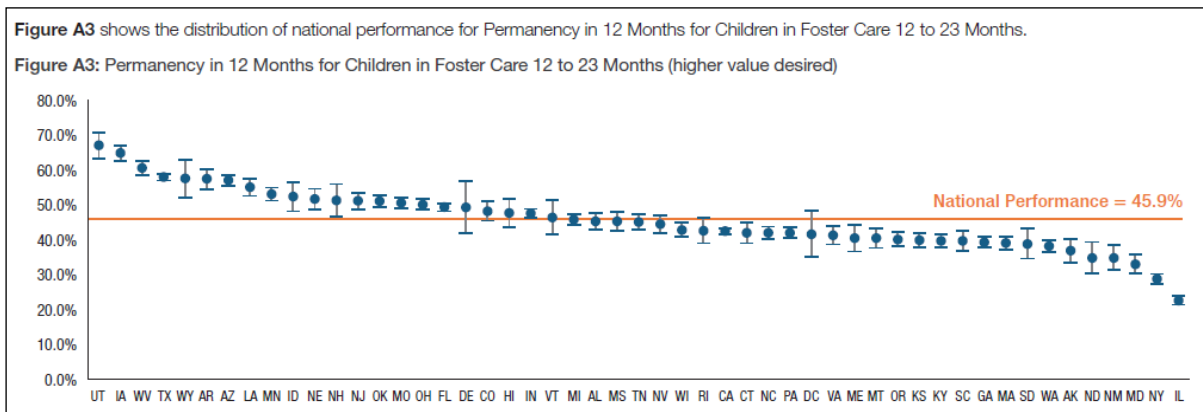
- establishing timely appropriate permanency goals based on the circumstances of the case;
- concerted efforts to achieve timely permanency across all types of permanent plans;
- timely review and permanency planning hearings; and
- timely filing of a petition for termination of parental rights or documentation of a compelling reason not to file.

Washington has historically struggled with permanency outcomes for children in foster care. In the CFSR Round 3 reviews, the following was noted²:

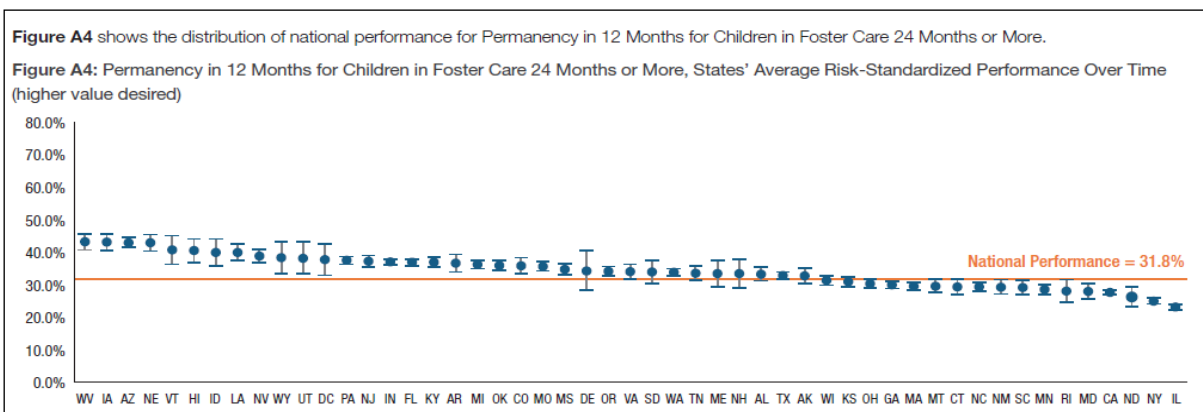
- For achieving permanency in 12 months for children entering foster care, Washington State performed below the national performance of 42.7%.



- For achieving permanency in 12 months for children in foster care 12–23 months, Washington State performed below the national performance of 45.9%.



- For achieving permanency in 12 months for children in foster care 24 months or more, Washington State performed slightly above the national performance of 31.8%.



²CFSR Round 3 Report for Legal and Judicial Communities, U.S. Department of Health and Human Services, January 2021; <https://www.cfsrportal.acf.hhs.gov/resources/cfsr-findings>.

DCYF continues to collaborate and partner with the Administrative Office of the Courts, key partners and stakeholders, and the Children's Bureau to implement the PIP and improve outcomes for children and families. Below are specific strategies involving court partners.

- Developing, understanding, and articulating consistent language regarding DCYF's Safety Framework and implementation of caseworker and court practice changes related to the Safety Framework.
- Implementing a statewide process for timely referral and filing of termination petitions that clearly delineate expectations, roles, and responsibilities for DCYF and Attorney General's Office staff.
- Increasing earlier and more frequent engagement in the child welfare process and improve outcomes by strengthening the use of Parents for Parents (P4P).
- Improving timely referrals for and completion of home studies.

All of these strategies are aimed at systemic improvement in permanency outcomes for children and youth in out-of-home care. DCYF submits biannual reports to the Children's Bureau on progress of implementation of strategies and activities and measurement period results.



Youth Leadership Summit

The Court Improvement Program provides ongoing support and funding to the Mockingbird Society to sponsor the annual Youth Leadership Summit. In 2020 the Supreme Court Commission on Children in Foster Care co-hosted the summit in partnership with the Office of Homeless Youth Prevention and Protective Programs Advisory Committee. This effort included peers from the Youth Advocates Ending Homelessness program. Policymakers, advocates, and community members work alongside youth throughout the year to address the proposed reforms. The proposals are presented by the youth at the summit to the Washington State Supreme Court Commission on Children in Foster Care, the Office of Homeless Youth Prevention and Protective Programs Advisory Committee, legislators, and other stakeholders. The presentations combine research and data to describe problems the youth identify, personal experiences that underscore the impact of these problems, and thoughtful solutions that will improve the system. These proposals initiate a year-round effort to bring positive changes that will benefit those who are currently in foster care or homeless, as well as those who have yet to enter the system.

At the 2020 summit, youth from across the state proposed the following reforms:

- improve homeless youth caseworker retention by reducing paperwork;
- address racial disproportionality and other systemic biases within Child Protective Services with an equity toolkit that includes youth voice;
- improve family connections for children and youth in foster care through centralization, data collection, and virtual visits. This includes those with siblings placed in other systems;
- establish an intergovernmental task force to identify the barriers and gaps Native youth face in accessing state services;
- ensure hygiene and wound care resources for youth and young adults experiencing homelessness after discharge from hospitals and clinics; and
- address police brutality by removing power and funding from the criminal justice system and reallocate funds to community solutions informed by those most impacted.

The first year the Youth Leadership Summit was provided in a virtual format was 2020. The recording is located here: <https://www.mockingbirdsociety.org/annual-events/youth-leadership-summit>.

This page left intentionally blank.

APPENDICES

APPENDIX A: FJCIP

APPENDIX B: DEMOGRAPHICS

APPENDIX C: COUNTY LEVEL DATA



SUMMARY TABLES BY COUNTY



PERFORMANCE MEASURES



OUTCOMES & DEMOGRAPHICS

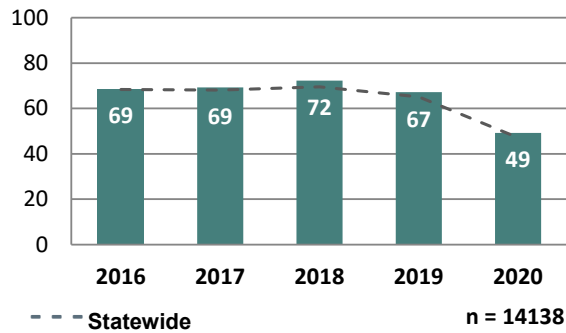


DEPENDENCY FILINGS & RE-DEPENDENCY

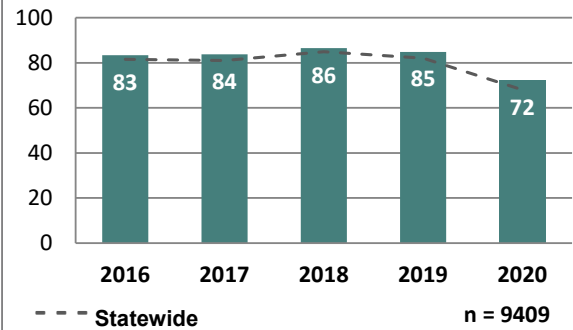
APPENDIX A:

PERFORMANCE OF THE FJCIP COURTS ON DEPENDENCY TIMELINESS INDICATORS

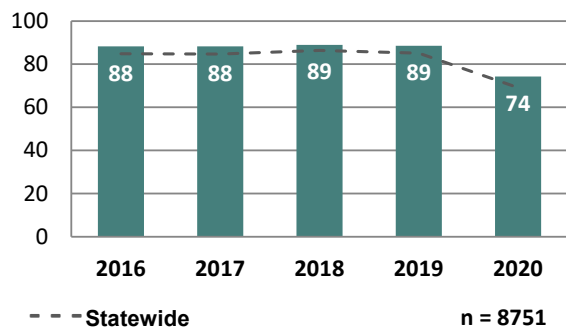
**Percent of Cases with Fact-Finding
within 75 Days**



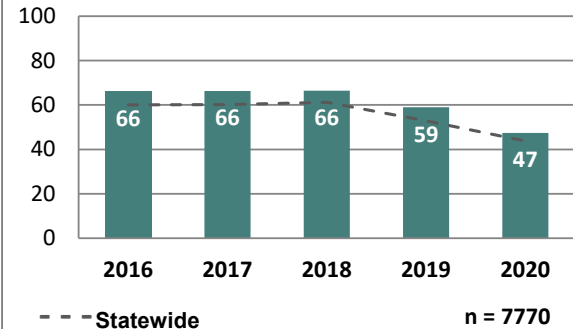
**Percent of First Dependency Review
Hearings within Six Months**



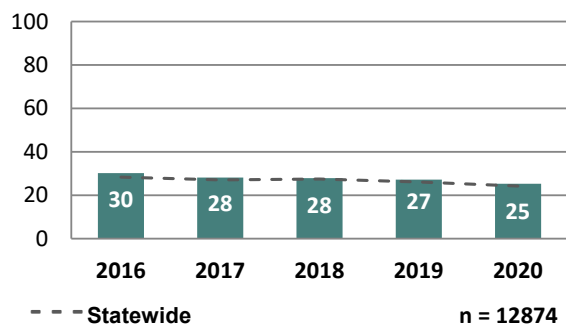
**Percent of Cases with Permanency Planning
Hearing within 12 Months**



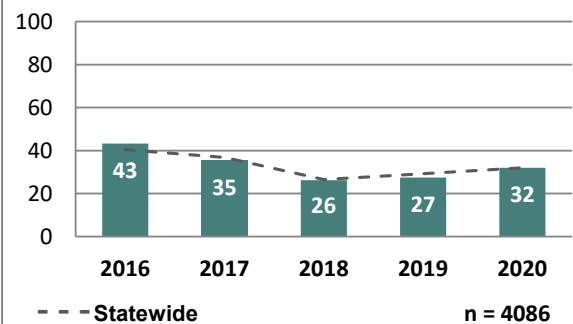
**Percent of Cases with TPR Filed before 15
Months of Out-of-Home Care**



**Percent of Cases with Permanency before
15 Months of Out-of-Home Care**



**Percent of Cases with Adoption Completed
within Six Months of Termination Order**



APPENDIX B: STATEWIDE DEMOGRAPHIC CHARACTERISTICS OF CHILDREN IN DEPENDENCY CASES

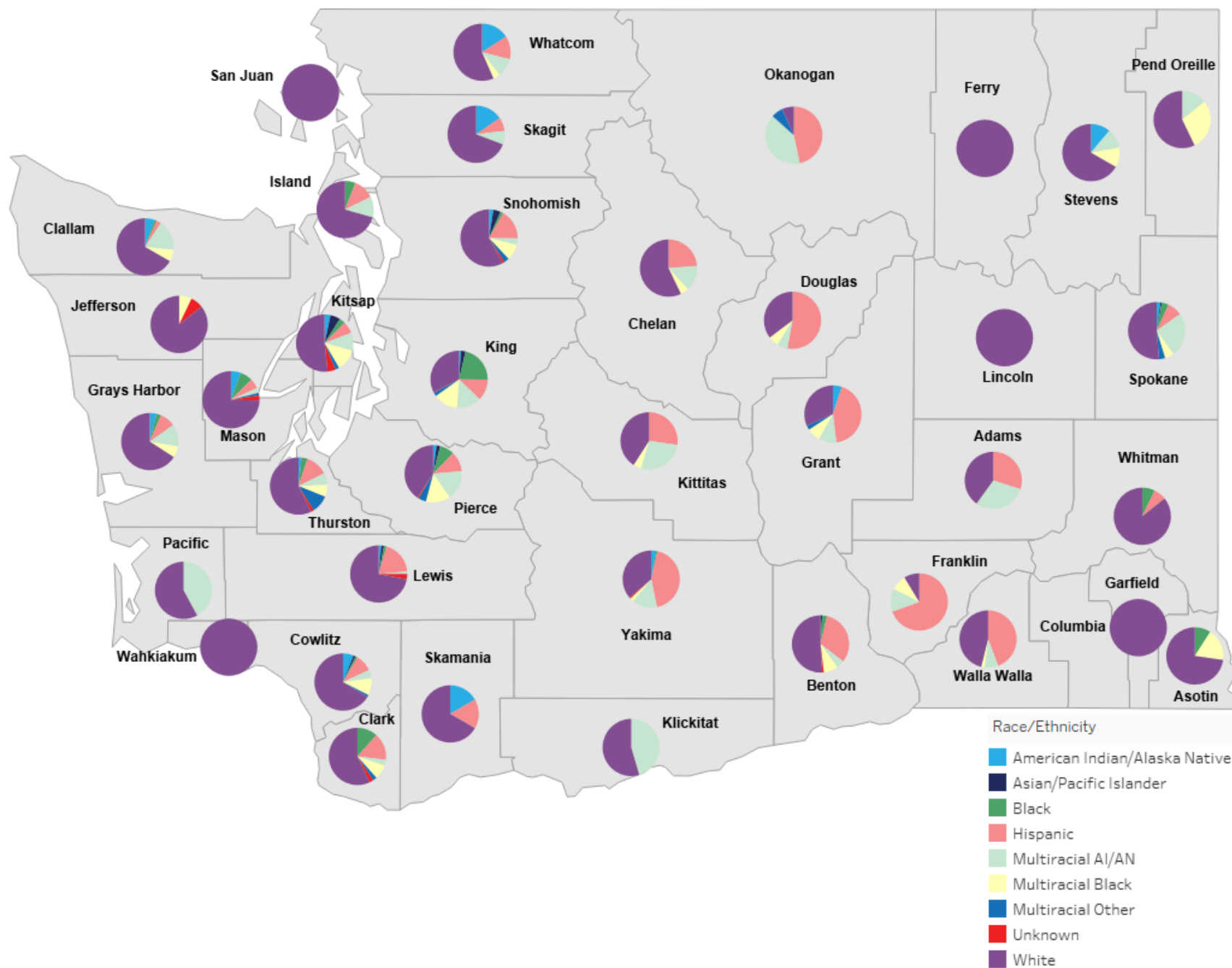
WA Racial Disproportionality Advisory Committee recommended racial/ethnic breakouts:

- (1) American Indian/Alaska Native (just one race/ethnicity indicated).
- (2) Asian/Pacific Islander (just one race/ethnicity indicated).
- (3) Black (just one race/ethnicity indicated).
- (4) White (just one race, Hispanic not indicated).
- (5) Hispanic (White race only or Unknown race only). Multiracial Hispanics are included in the appropriate other multiracial categories.
- (6) Multiracial American Indian/Alaska Native (**any** American Indian/Alaska Native indicated as well as another race/ethnicity).
- (7) Multiracial Black (**any** Black indicated as well as another race/ethnicity except American Indian/Alaska Native).
- (8) Multiracial other (all other combinations, with no indication of American Indian/Alaska Native or Black). This category includes Asian/Pacific Islander/White and Asian/Pacific Islander/Hispanic.
- (9) Unknown (no race/ethnicity indicated).

DEMOGRAPHIC CHARACTERISTICS OF CHILDREN IN DEPENDENCY CASES BY YEAR OF PETITION

		2016	2017	2018	2019	2020
Age at Filing	(1) <1 yrs	28%	28%	28%	27%	32%
	(2) 1–2 yrs	15%	15%	14%	12%	14%
	(3) 3–5 yrs	17%	17%	16%	17%	17%
	(4) 6–11 yrs	25%	24%	25%	26%	21%
	(5) 12–17 yrs	15%	15%	16%	17%	15%
	(6) >17 yrs	0%	0%	0%	0%	1%
Gender	(1) Female	49%	50%	50%	50%	49%
	(2) Male	51%	50%	50%	50%	51%
Race	(1) AI/AN	5%	3%	4%	4%	3%
	(2) Asian/PI	2%	2%	2%	3%	1%
	(3) Black	7%	7%	7%	7%	6%
	(4) White	51%	50%	50%	49%	50%
	(5) Hispanic	14%	16%	15%	16%	16%
	(6) AI/AN-Multi	11%	10%	10%	10%	13%
	(7) Black-Multi	8%	8%	9%	9%	8%
	(8) Other-Multi	3%	3%	3%	2%	2%
	(9) Unknown	0%	0%	0%	0%	1%

RACE/ETHNICITY OF CHILDREN IN DEPENDENCY CASES



APPENDIX C: COUNTY LEVEL DATA

- SUMMARY TABLES BY COUNTY
- PERFORMANCE MEASURES
- OUTCOMES & DEMOGRAPHICS
- DEPENDENCY FILINGS & RE-DEPENDENCY



This page left intentionally blank.

SUMMARY TABLES BY COUNTY

	Fact-Finding	1 st Review Hearing	All Review Hearings	1 st Permanency Planning Hearing	All Permanency Planning Hearings	Termination of Parental Rights	Adoptions w/in 6 Months	Permanency Outcomes < 15 Months	Percent of Dependencies with a Prior Dependency
State	47%	68%	83%	69%	85%	44%	32%	24%	8%
FJCIP	49%	72%	85%	74%	85%	47%	32%	25%	7%
State-FJCIP	44%	60%	78%	60%	84%	37%	32%	22%	9%
Adams	67%	71%	94%	83%	97%	0%	0%	28%	10%
Asotin	0%	14%	87%	60%	75%	50%	17%	41%	0%
Benton	32%	62%	80%	0%		29%	25%	29%	4%
Chelan	86%	86%	94%	100%	92%	65%	21%	20%	0%
Clallam	55%	86%	96%	84%	87%	45%	100%	48%	15%
Clark	49%	62%	75%	73%	76%	29%	40%	21%	8%
Columbia		0%	100%				50%	33%	
Cowlitz	21%	20%	67%	36%	86%	30%	41%	32%	4%
Douglas	53%	50%	75%	82%	75%	13%	44%	4%	31%
Ferry	100%		100%	100%	100%	25%	0%	9%	0%
Franklin	44%	92%	86%	94%	100%	32%	60%	0%	0%
Garfield	25%	0%	44%	0%	100%			100%	25%
Grant	15%	0%	79%	39%	78%	27%	25%	22%	6%
Grays Harbor	48%	60%	80%	73%	96%	28%	10%	17%	5%
Island	19%	56%	93%	100%	97%	74%	44%	32%	0%
Jefferson	38%	50%	81%	91%	91%	43%	0%	42%	0%
King	25%	38%	73%	43%	71%	21%	19%	17%	2%
Kitsap	61%	87%	89%	94%	90%	84%	44%	14%	4%
Kittitas	65%	70%	89%	70%	81%	7%	50%	0%	0%
Klickitat	23%	67%	95%	50%	88%	25%	78%	10%	18%
Lewis	76%	93%	86%	96%	86%	42%	5%	12%	23%
Lincoln	33%		100%	0%	100%		0%	67%	0%
Mason	21%	38%	71%	55%	66%	76%	8%	21%	13%
Okanogan	78%	87%	98%	95%	95%	25%	0%	16%	0%
Pacific	36%	60%	72%	17%	100%	57%	10%	38%	0%
Pend Oreille	20%	33%	91%	33%	83%	0%	0%	13%	0%
Pierce	68%	84%	91%	88%	94%	51%	50%	26%	8%
San Juan	50%	100%	60%	30%	58%	38%		20%	0%
Skagit	73%	31%	60%	41%	65%	19%	60%	23%	5%
Skamania	29%	75%	70%	50%	79%	50%	50%	43%	29%
Snohomish	44%	66%	87%	67%	82%	66%	35%	40%	4%
Spokane	52%	86%	90%	93%	96%	50%	26%	26%	13%
Stevens	91%	82%	93%	75%	99%	44%	11%	3%	11%
Thurston	54%	72%	88%	73%	82%	59%	50%	24%	7%
Wahkiakum	25%	0%	60%	0%	0%	100%			0%
Walla Walla	45%	45%	85%	53%	77%	31%	85%	45%	15%
Whatcom	38%	54%	68%	76%	87%	43%	27%	20%	10%
Whitman	6%	33%	94%	100%	93%	50%	33%	19%	0%
Yakima	64%	83%	85%	71%	86%	55%	66%	23%	12%

Click on each county name in the summary tables to be linked directly to more details on their performance measures, outcomes and demographics, and dependency filings in the following section. There is a link available on each page to bring you back to this table if you would like to view another county's data.

SUMMARY TABLES BY COUNTY

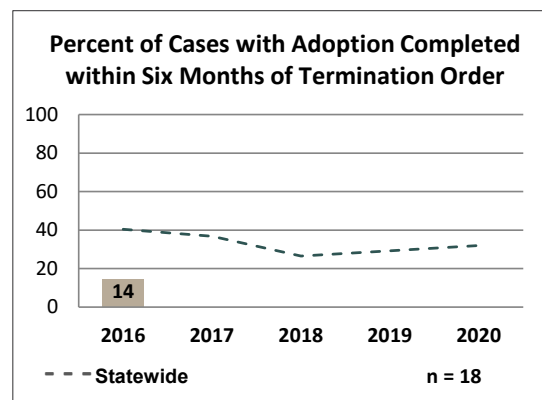
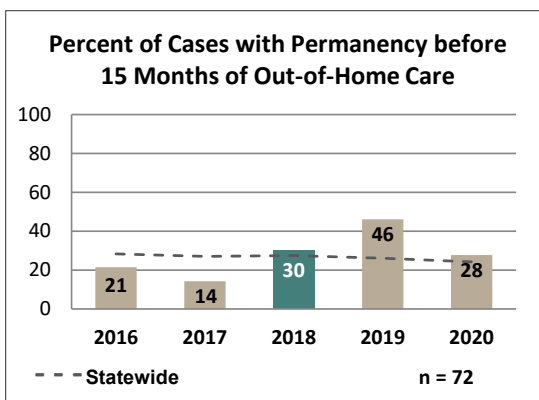
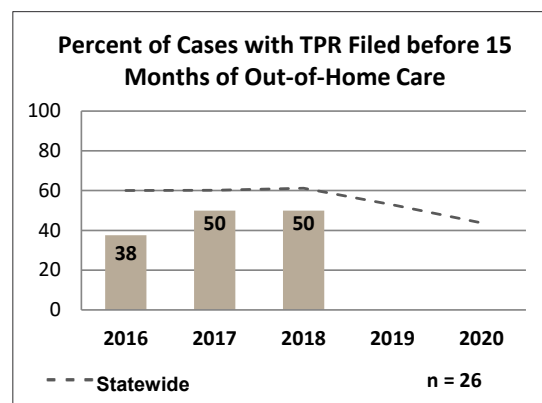
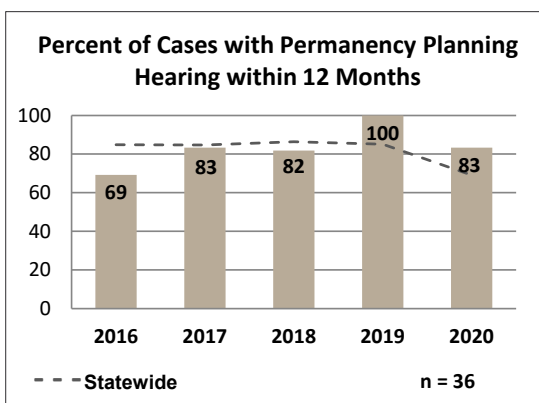
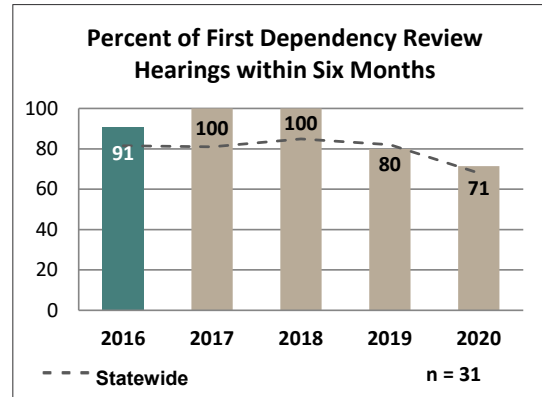
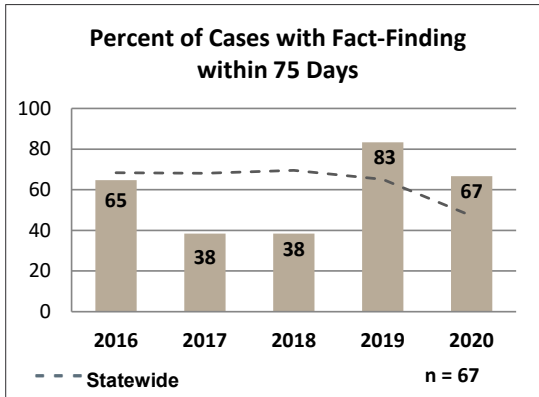
	*# Dependent Children in Care – Total on 12/31/2020	Median LOS Days	**Removal Reason Drugs	**Drug Case Percentage	Number of Dependencies Filed in 2020	Number of Terminations Filed in 2020
State	8952	634	3894	43%	3242	1295
Adams	20	618	6	30%	10	3
Asotin	24	781	15	63%	11	2
Benton	214	428	125	58%	113	21
Chelan	95	805	44	46%	22	21
Clallam	152	477	79	52%	82	30
Clark	607	597	212	35%	235	45
Columbia	2	2357	0	0%		
Cowlitz	265	795	85	32%	92	36
Douglas	56	668	26	46%	18	4
Ferry	2	399	1	50%	1	3
Franklin	88	504	38	43%	23	16
Garfield	4	330	4	100%	5	
Grant	238	603	130	55%	81	27
Grays Harbor	224	564	100	45%	87	46
Island	35	699	16	46%	18	8
Jefferson	28	434	11	39%	14	1
King	1761	845	758	43%	442	289
Kitsap	309	672	122	39%	100	49
Kittitas	62	492	23	37%	23	1
Klickitat	37	595	15	41%	11	3
Lewis	155	501	74	48%	75	23
Lincoln	9	983	4	44%	2	2
Mason	181	611	84	46%	76	8
Okanogan	58	686	29	50%	16	6
Pacific	49	752	23	47%	19	13
Pend Oreille	27	1091	17	63%	8	4
Pierce	1265	590	536	42%	456	126
San Juan	9	654	5	56%	2	3
Skagit	146	682	83	57%	42	24
Skamania	17	574	4	24%	7	1
Snohomish	678	582	338	50%	261	107
Spokane	1021	541	450	44%	455	176
Stevens	56	892	27	48%	9	16
Thurston	291	578	119	41%	123	59
Wahkiakum	6	570	1	17%	1	2
Walla Walla	121	491	57	47%	53	18
Whatcom	275	686	113	41%	88	45
Whitman	39	1175	12	31%	17	5
Yakima	326	551	108	33%	144	52

* # of Dependent Children in Care is a point in time snapshot as of 12/31/2020 of dependent children in an open out-of-home placement episode. It includes all length of stay, and includes children on trial return home status.

** Drug abuse reflects parental drug abuse on the child's placement removal. Placement removals may have multiple removal reasons.

This page left intentionally blank.

PERFORMANCE MEASURES



< 20 Case Events



20+ Case Events

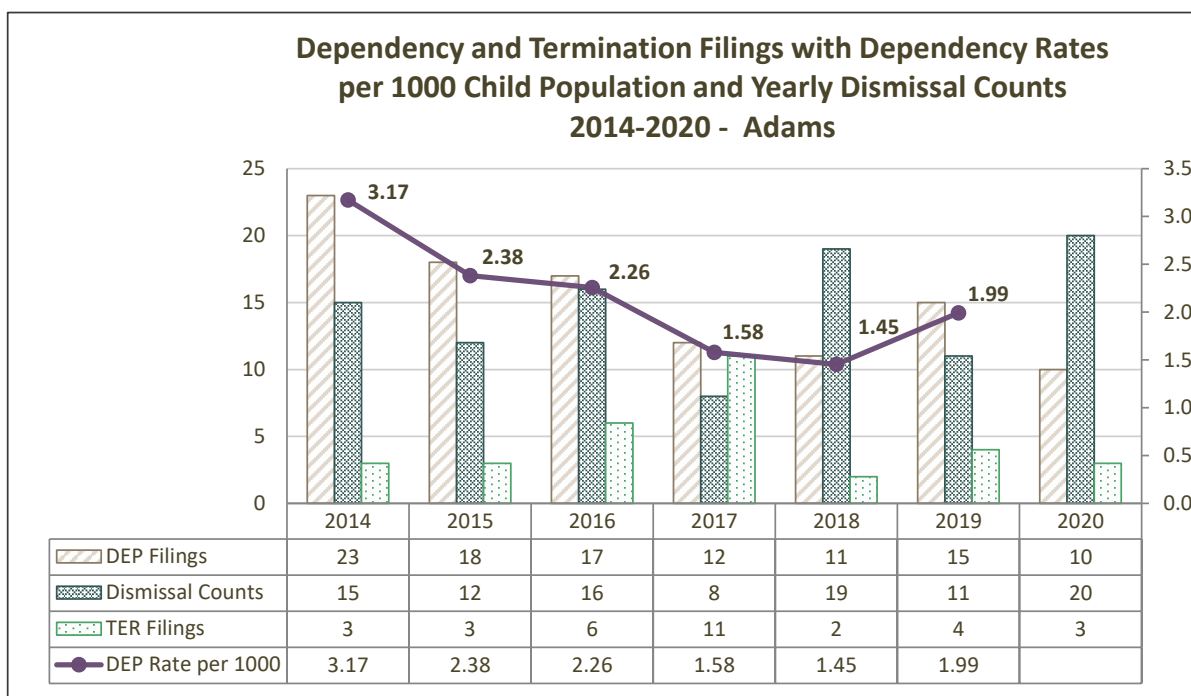
PERMANENCY OUTCOMES

Outcome	Values	2016	2017	2018	2019	2020
Adoptions	Median Months	39	35	45	47	56
	% < 15 Months to Outcome	0%	0%	0%	0%	0%
Age of Majority/Emancipation	Median Months		18		25	
	% < 15 Months to Outcome		0%		0%	
Guardianships	Median Months		35			32
	% < 15 Months to Outcome		0%			0%
Reunifications	Median Months	16.5	29	27	1	9
	% < 15 Months to Outcome	50%	33%	32%	86%	56%

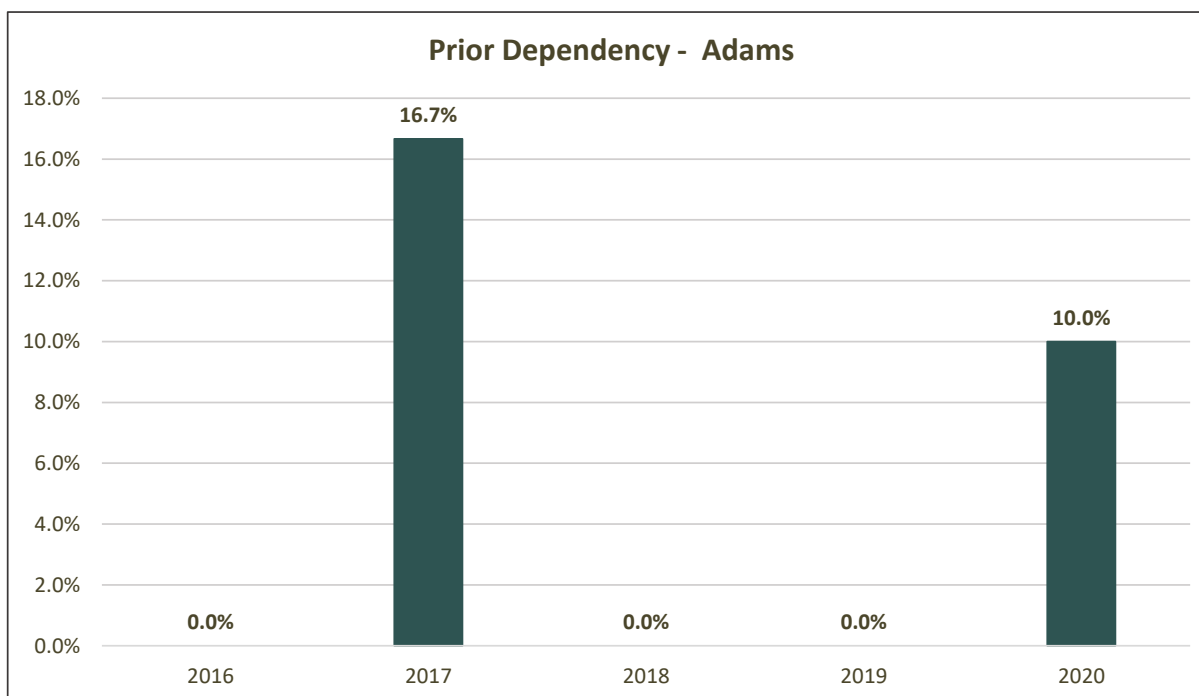
DEMOGRAPHIC CHARACTERISTICS OF CHILDREN IN DEPENDENCY CASES BY YEAR OF PETITION

			2016	2017	2018	2019	2020
Adams	Age at Filing	(1) <1 yrs	12%	27%	36%	40%	30%
		(2) 1–2 yrs	29%	9%	9%	7%	
		(3) 3–5 yrs	24%	36%	9%	20%	30%
		(4) 6–11 yrs	35%	9%	45%	27%	40%
		(5) 12–17 yrs		18%		7%	
	Gender	(1) Female	41%	64%	45%	60%	20%
		(2) Male	59%	36%	55%	40%	80%
	Race	(1) AI/AN	12%			7%	
		(4) White	18%	18%	27%	20%	40%
		(5) Hispanic	53%	73%	36%	67%	30%
		(6) AI/AN-Multi		9%	36%	7%	30%
		(7) Black-Multi	18%				

DEPENDENCY FILINGS & RE-DEPENDENCY

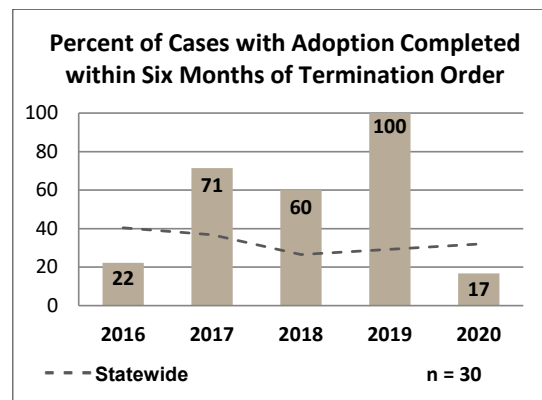
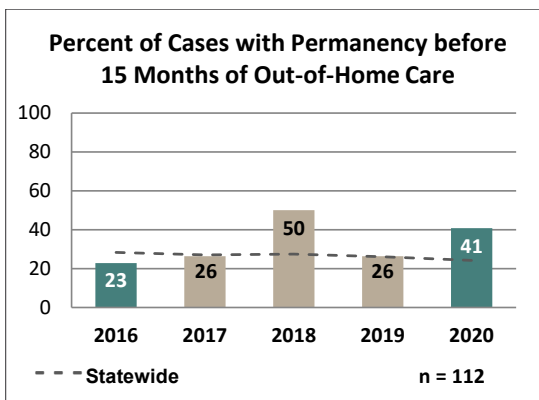
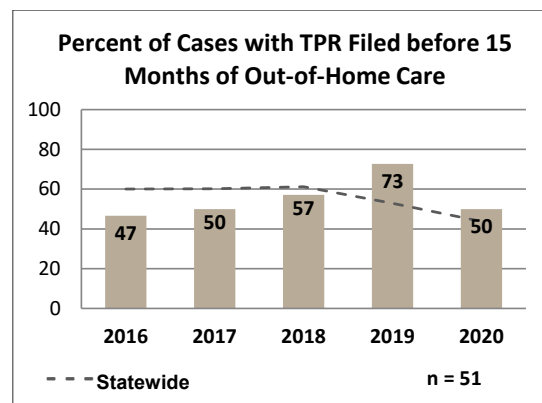
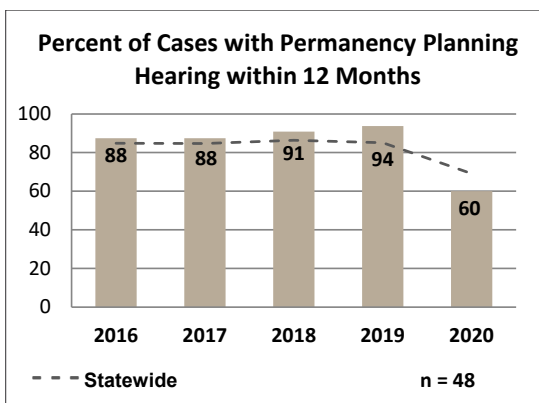
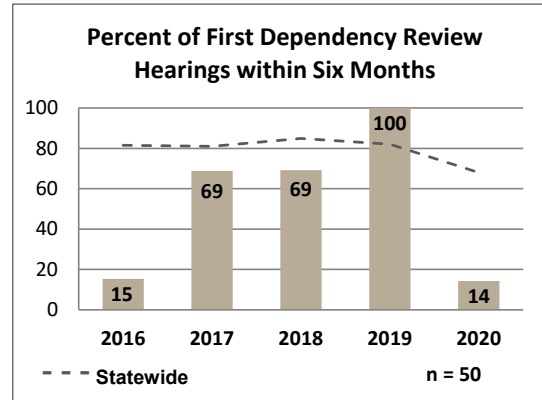
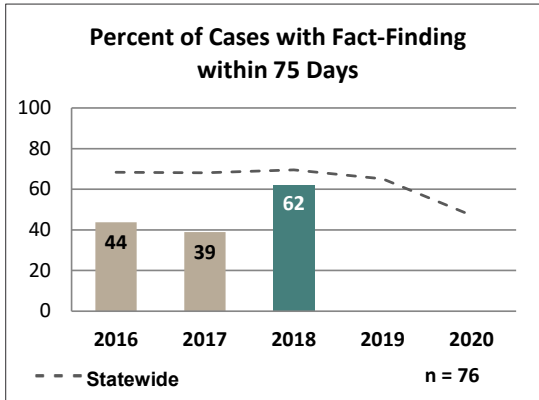


Dependency cases filed during the year that had a PRIOR dependency case for the child that ended with a documented dismissal. Includes priors within county only, and excludes dismissals documented as "Dependency Not Established." Adoption disruptions leading to re-dependency are currently not available.



This page left intentionally blank.

PERFORMANCE MEASURES



< 20 Case Events



20+ Case Events

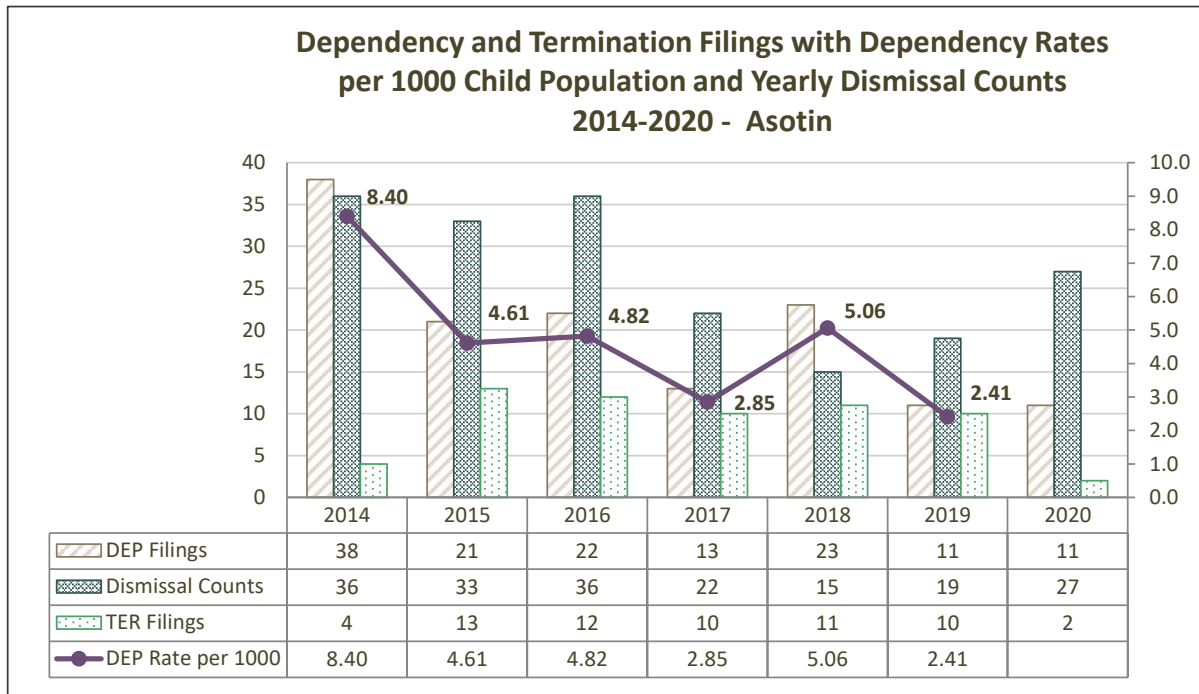
PERMANENCY OUTCOMES

Outcome	Values	2016	2017	2018	2019	2020
Adoptions	Median Months	27	26	32	27	22.5
	% < 15 Months to Outcome	0%	14%	20%	0%	0%
Age of Majority/Emancipation	Median Months				39	
	% < 15 Months to Outcome				0%	
Guardianships	Median Months	30	31		24	
	% < 15 Months to Outcome	0%	0%		33%	
Reunifications	Median Months	21	12.5	0	17.5	13
	% < 15 Months to Outcome	35%	67%	71%	38%	52%

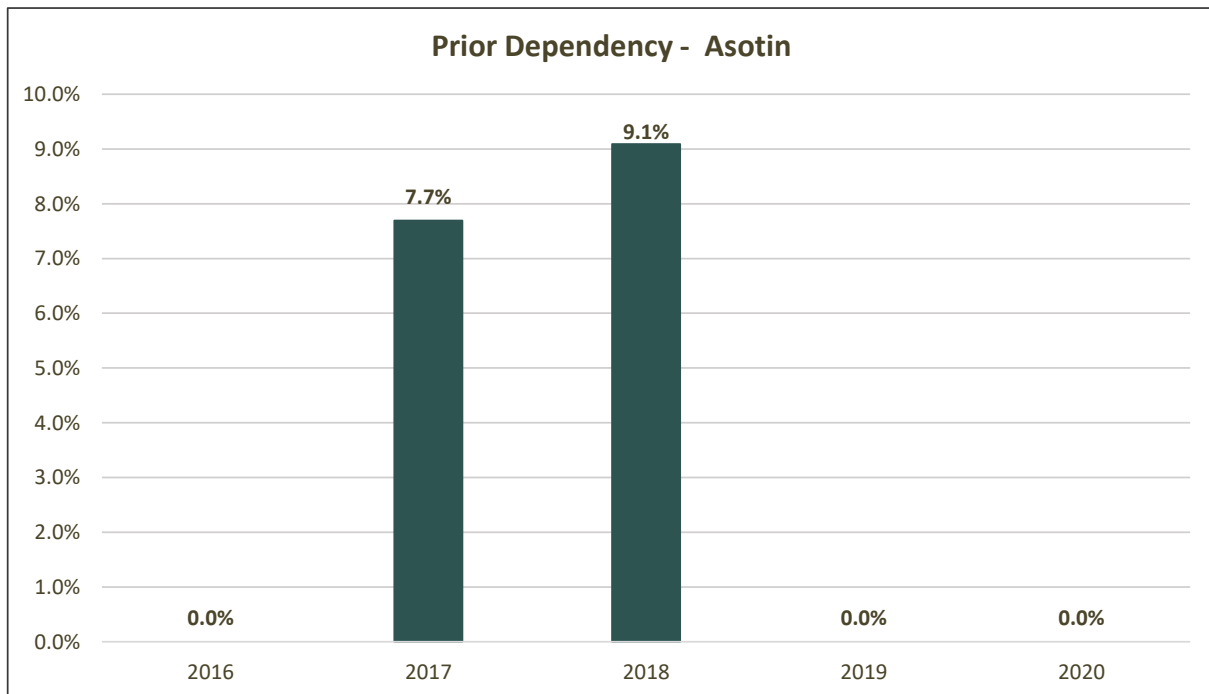
DEMOGRAPHIC CHARACTERISTICS OF CHILDREN IN DEPENDENCY CASES BY YEAR OF PETITION

			2016	2017	2018	2019	2020
Asotin	Age at Filing	(1) <1 yrs	57%	38%	39%	27%	18%
		(2) 1–2 yrs	14%	23%	13%		
		(3) 3–5 yrs	24%	8%	17%	18%	9%
		(4) 6–11 yrs		23%	9%	27%	36%
		(5) 12–17 yrs	5%	8%	22%	27%	36%
	Gender	(1) Female	43%	46%	52%	36%	45%
		(2) Male	57%	54%	48%	64%	55%
	Race	(1) AI/AN	14%	8%			
		(3) Black				9%	9%
		(4) White	67%	92%	91%	73%	73%
		(5) Hispanic	5%		4%		
		(6) AI/AN-Multi	14%				
		(7) Black-Multi			4%	18%	18%

DEPENDENCY FILINGS & RE-DEPENDENCY

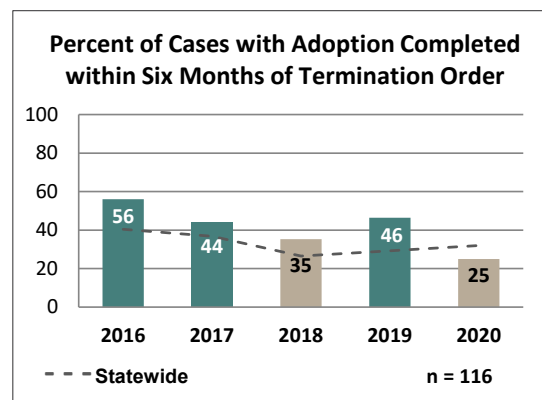
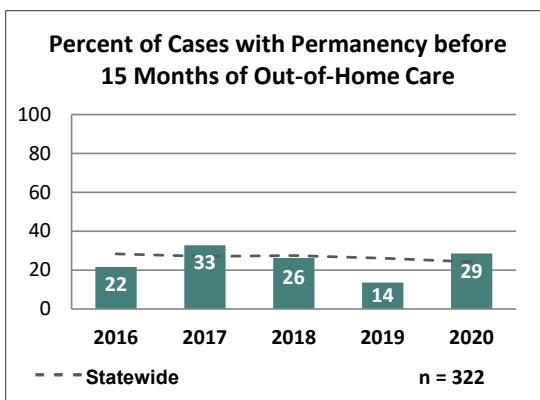
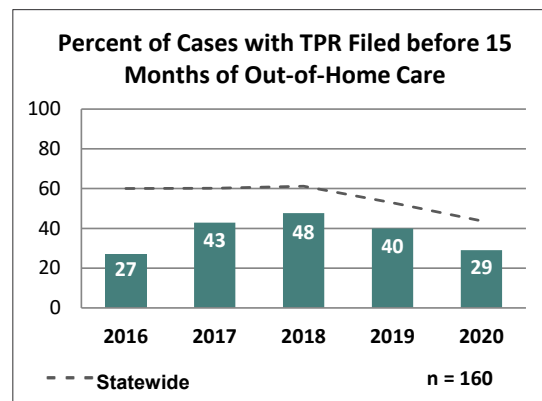
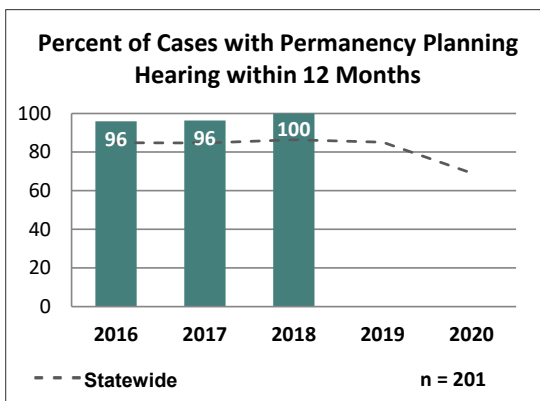
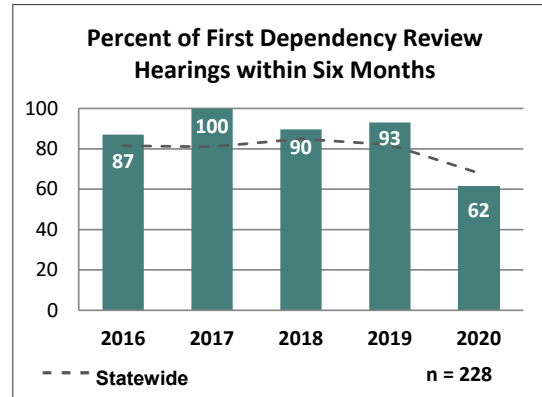
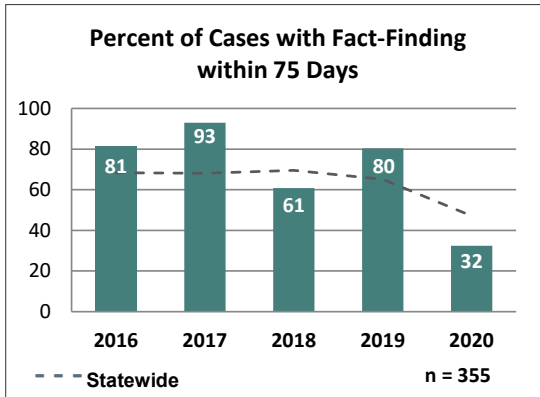


Dependency cases filed during the year that had a PRIOR dependency case for the child that ended with a documented dismissal. Includes priors within county only, and excludes dismissals documented as "Dependency Not Established." Adoption disruptions leading to re-dependency are currently not available.



This page left intentionally blank.

PERFORMANCE MEASURES



< 20 Case Events



20+ Case Events

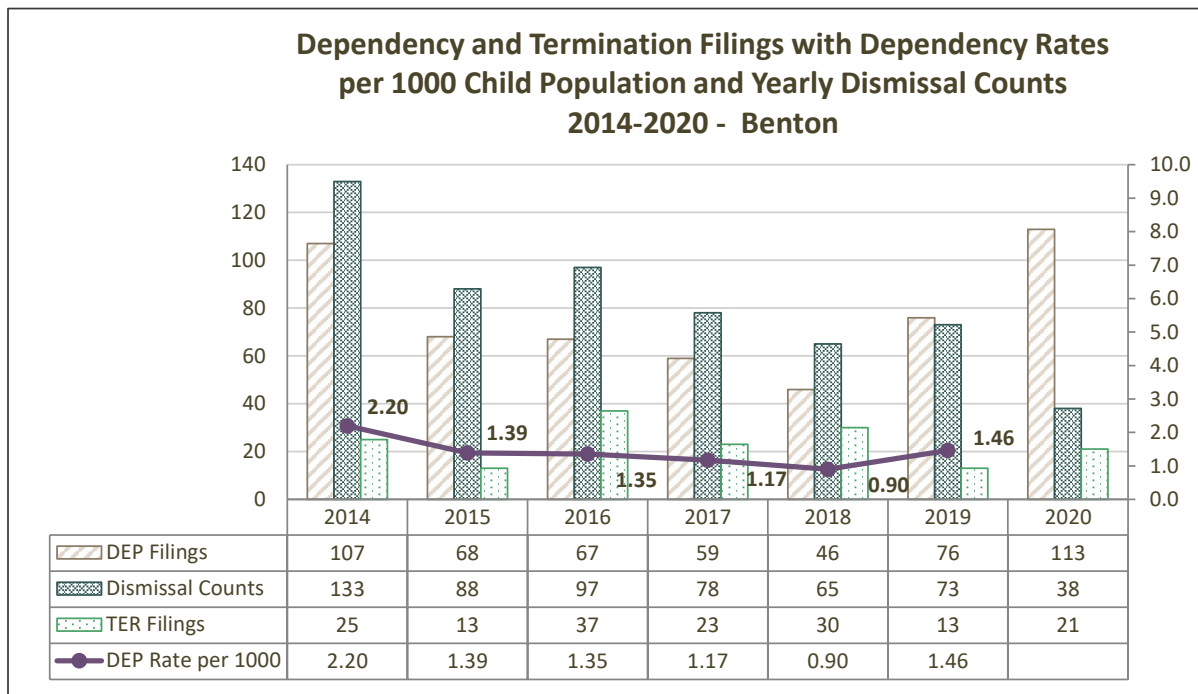
PERMANENCY OUTCOMES

Outcome	Values	2016	2017	2018	2019	2020
Adoptions	Median Months	32	31	26	33	38.5
	% < 15 Months to Outcome	0%	12%	0%	0%	0%
Age of Majority/Emancipation	Median Months	115	11	82	92.5	10
	% < 15 Months to Outcome	0%	100%	0%	0%	100%
Guardianships	Median Months	26	21.5	27.5	23	22
	% < 15 Months to Outcome	12%	13%	0%	30%	0%
Reunifications	Median Months	18	11	16	22	20
	% < 15 Months to Outcome	38%	53%	43%	35%	38%

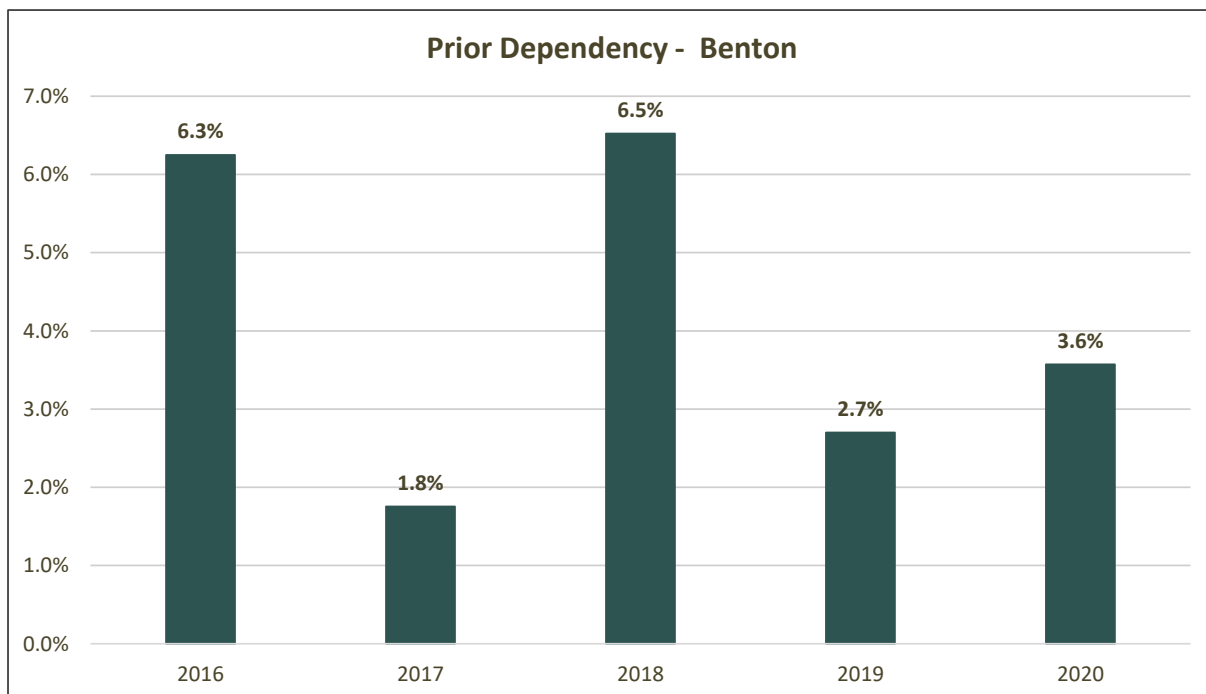
DEMOGRAPHIC CHARACTERISTICS OF CHILDREN IN DEPENDENCY CASES BY YEAR OF PETITION

			2016	2017	2018	2019	2020
Benton	Age at Filing	(1) <1 yrs	26%	34%	33%	28%	30%
		(2) 1–2 yrs	15%	19%	15%	20%	15%
		(3) 3–5 yrs	26%	17%	22%	19%	18%
		(4) 6–11 yrs	14%	17%	13%	24%	26%
		(5) 12–17 yrs	17%	14%	17%	9%	11%
		(6) >17 yrs	3%				
	Gender	(1) Female	64%	56%	43%	48%	45%
		(2) Male	36%	44%	57%	52%	55%
	Race	(1) AI/AN	3%	2%			
		(2) Asian/PI				1%	1%
		(3) Black	2%	2%	4%	3%	3%
		(4) White	48%	36%	50%	47%	51%
		(5) Hispanic	32%	42%	30%	39%	32%
		(6) AI/AN-Multi	8%	8%	15%	7%	5%
		(7) Black-Multi	3%	7%		4%	8%
		(8) Other-Multi	5%	3%			
		(9) Unknown					1%

DEPENDENCY FILINGS & RE-DEPENDENCY

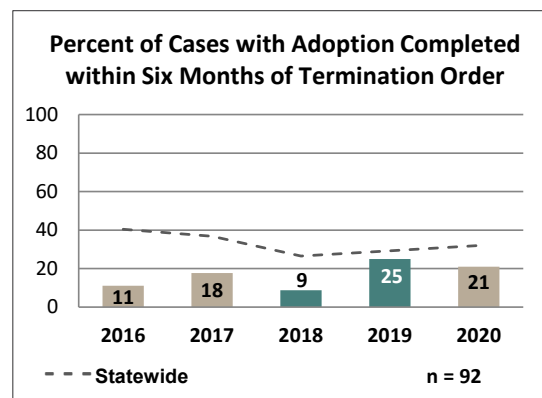
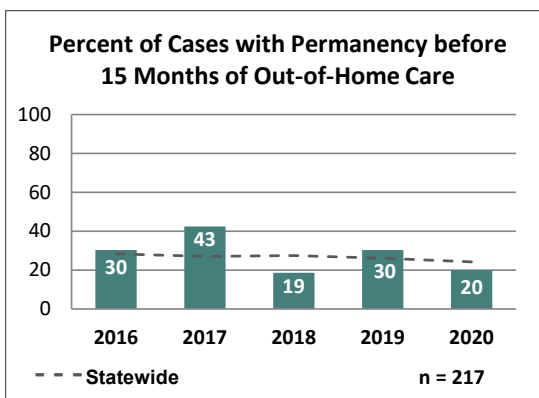
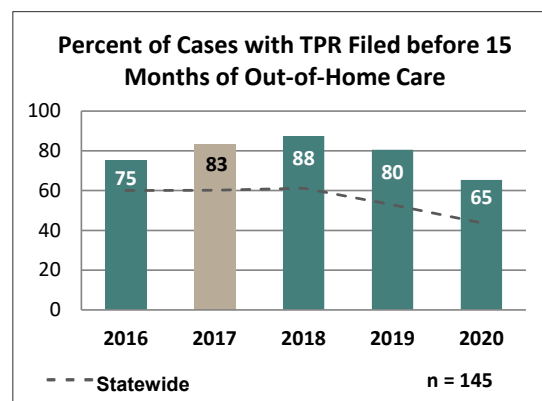
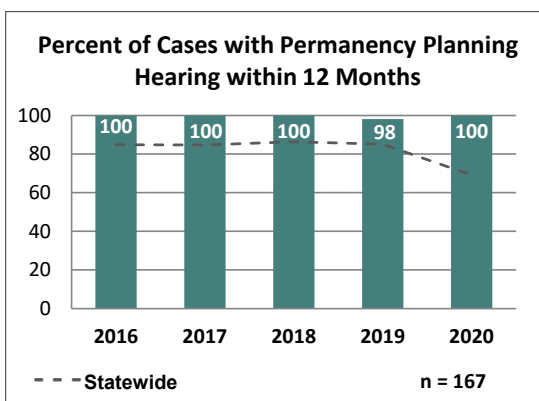
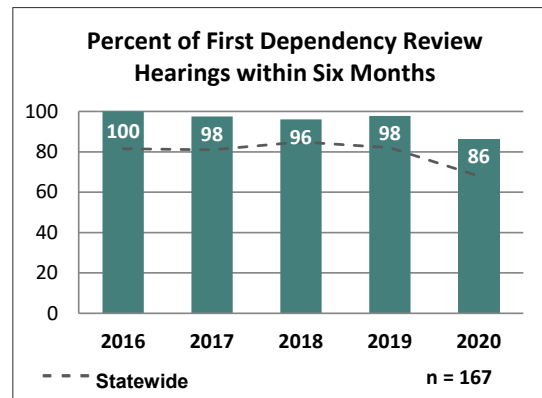
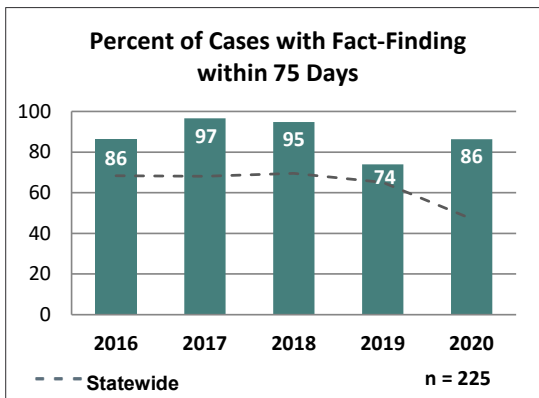


Dependency cases filed during the year that had a PRIOR dependency case for the child that ended with a documented dismissal. Includes priors within county only, and excludes dismissals documented as "Dependency Not Established." Adoption disruptions leading to re-dependency are currently not available.



This page left intentionally blank.

PERFORMANCE MEASURES



< 20 Case Events



20+ Case Events

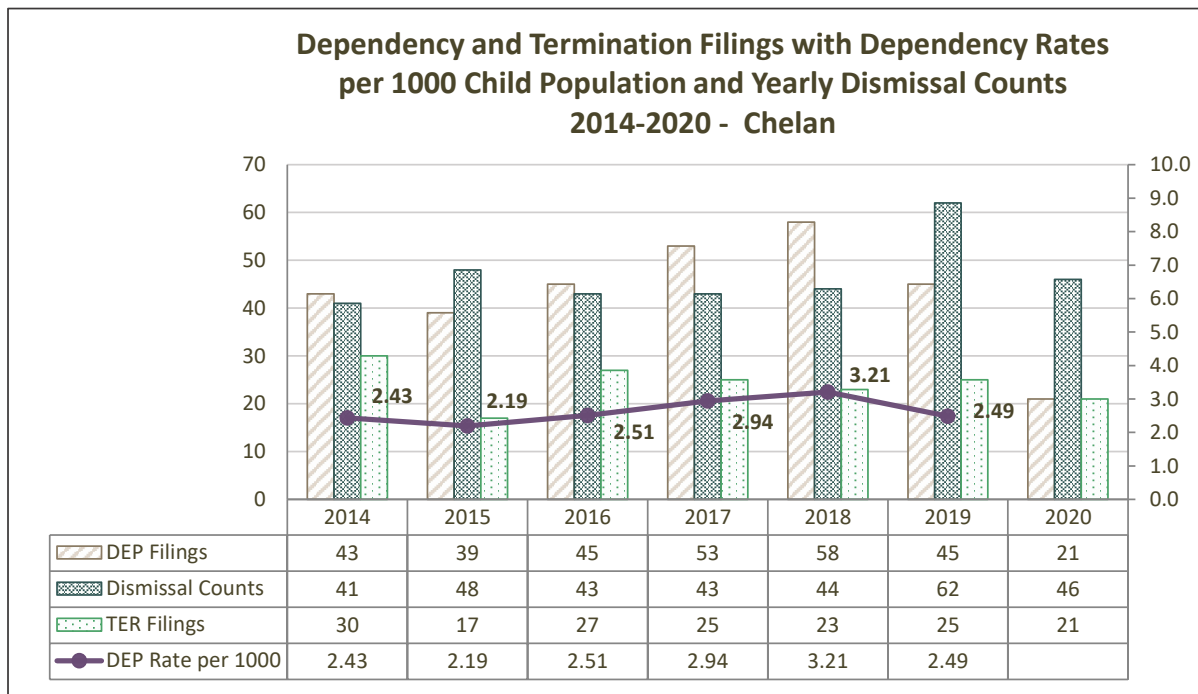
PERMANENCY OUTCOMES

Outcome	Values	2016	2017	2018	2019	2020
Adoptions	Median Months	25	30	37	28	32
	% < 15 Months to Outcome	11%	6%	4%	0%	5%
Age of Majority/Emancipation	Median Months	104	43	82	59	120
	% < 15 Months to Outcome	0%	0%	33%	0%	0%
Guardianships	Median Months	10	20	21		20
	% < 15 Months to Outcome	100%	50%	0%		33%
Reunifications	Median Months	17	12.5	16	4	21
	% < 15 Months to Outcome	36%	75%	46%	59%	32%

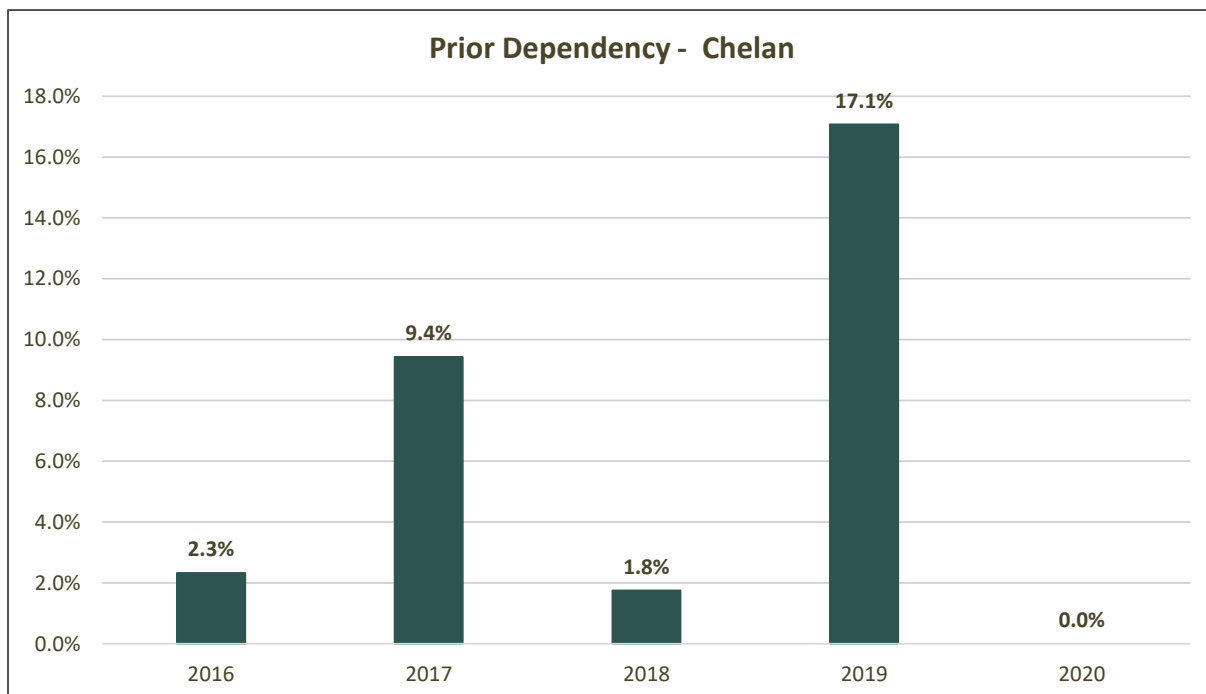
DEMOGRAPHIC CHARACTERISTICS OF CHILDREN IN DEPENDENCY CASES BY YEAR OF PETITION

			2016	2017	2018	2019	2020
Chelan	Age at Filing	(1) <1 yrs	27%	28%	28%	16%	38%
		(2) 1–2 yrs	11%	13%	9%	20%	19%
		(3) 3–5 yrs	20%	21%	21%	11%	19%
		(4) 6–11 yrs	25%	34%	29%	40%	24%
		(5) 12–17 yrs	16%	4%	14%	13%	
	Gender	(1) Female	48%	34%	43%	53%	29%
		(2) Male	52%	66%	57%	47%	71%
	Race	(4) White	45%	51%	57%	44%	57%
		(5) Hispanic	32%	34%	22%	49%	24%
		(6) AI/AN-Multi	14%	6%	12%	7%	14%
		(7) Black-Multi	5%	4%	5%		5%
		(8) Other-Multi	5%	6%	3%		

DEPENDENCY FILINGS & RE-DEPENDENCY

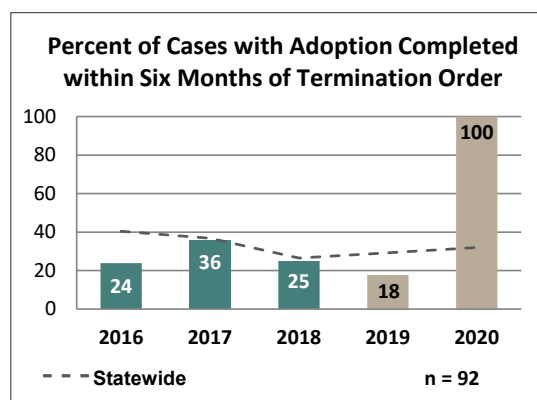
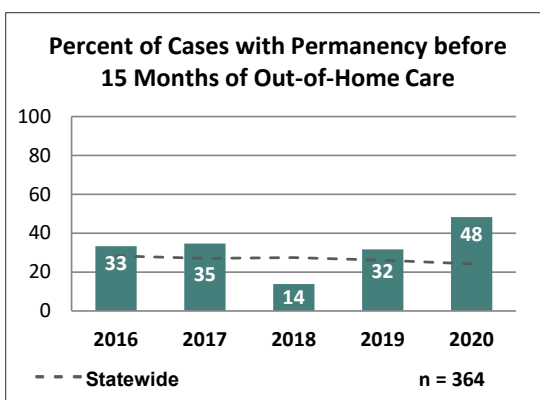
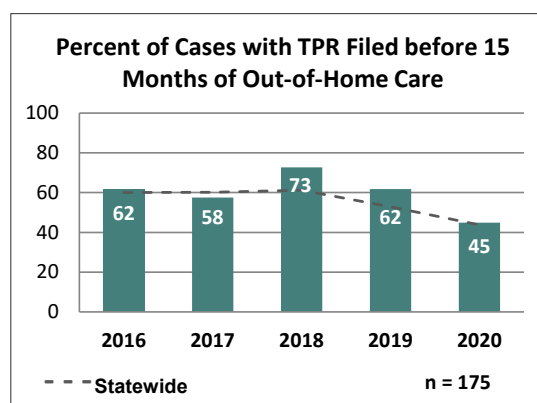
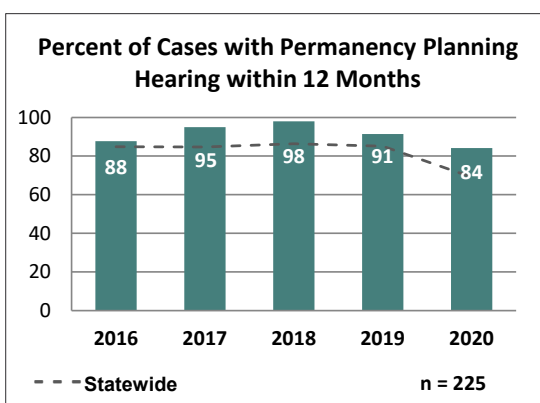
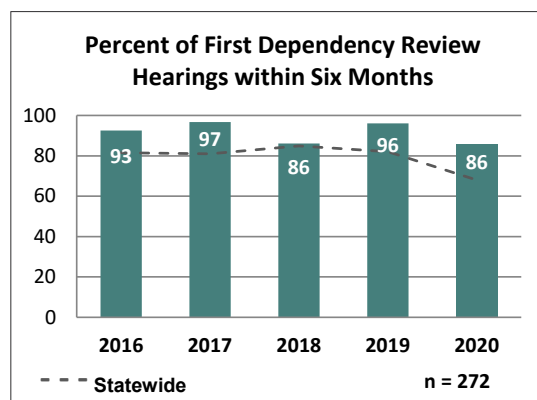
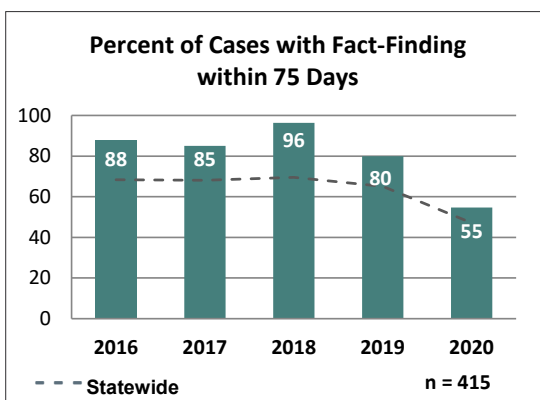


Dependency cases filed during the year that had a PRIOR dependency case for the child that ended with a documented dismissal. Includes priors within county only, and excludes dismissals documented as "Dependency Not Established." Adoption disruptions leading to re-dependency are currently not available.



This page left intentionally blank.

PERFORMANCE MEASURES



< 20 Case Events



20+ Case Events

PERMANENCY OUTCOMES

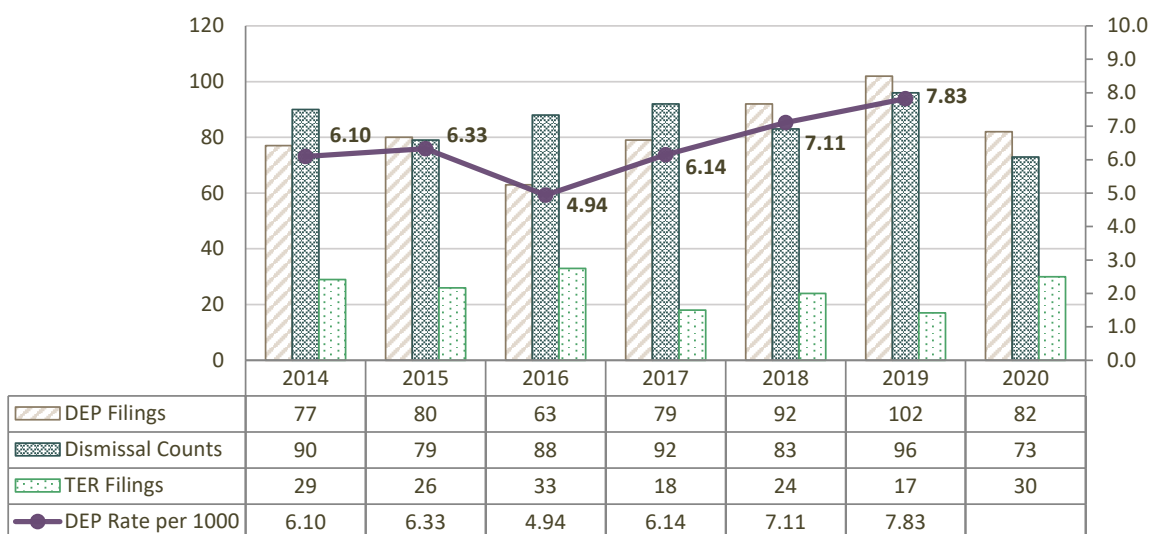
Outcome	Values	2016	2017	2018	2019	2020
Adoptions	Median Months	27	31	28.5	25	24
	% < 15 Months to Outcome	0%	4%	5%	5%	0%
Age of Majority/Emancipation	Median Months	11.5	22	35	3	56
	% < 15 Months to Outcome	63%	33%	0%	100%	0%
Guardianships	Median Months	27.5	10.5	19	19	21
	% < 15 Months to Outcome	42%	50%	20%	17%	20%
Reunifications	Median Months	17	11.5	20.5	20	10
	% < 15 Months to Outcome	43%	56%	19%	44%	63%

DEMOGRAPHIC CHARACTERISTICS OF CHILDREN IN DEPENDENCY CASES BY YEAR OF PETITION

			2016	2017	2018	2019	2020
Clallam	Age at Filing	(1) <1 yrs	32%	21%	17%	13%	20%
		(2) 1–2 yrs	19%	17%	14%	12%	13%
		(3) 3–5 yrs	18%	16%	16%	20%	20%
		(4) 6–11 yrs	16%	35%	32%	27%	33%
		(5) 12–17 yrs	15%	12%	21%	27%	12%
		(6) >17 yrs				1%	1%
	Gender	(1) Female	35%	48%	43%	42%	45%
		(2) Male	65%	52%	57%	58%	55%
	Race	(1) AI/AN	21%	19%	21%	17%	5%
		(3) Black	3%		5%	2%	1%
		(4) White	53%	58%	57%	62%	67%
		(5) Hispanic	5%	4%	1%	4%	3%
		(6) AI/AN-Multi	11%	16%	11%	13%	17%
		(7) Black-Multi	2%		5%	1%	7%
		(8) Other-Multi	2%	3%			
		(9) Unknown	3%				

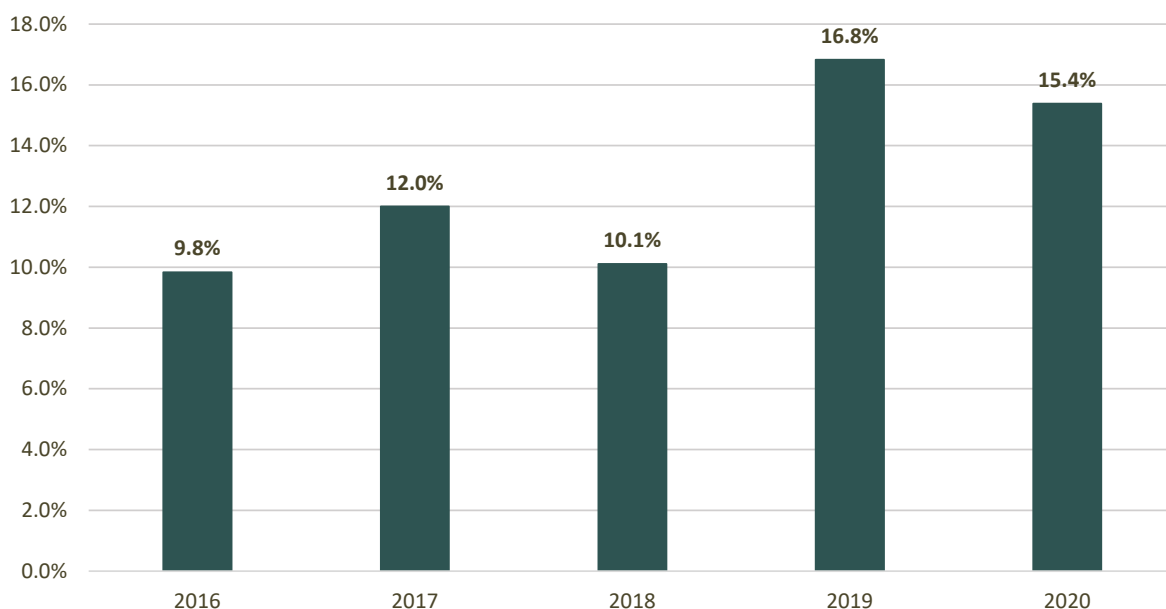
DEPENDENCY FILINGS & RE-DEPENDENCY

Dependency and Termination Filings with Dependency Rates per 1000 Child Population and Yearly Dismissal Counts 2014-2020 - Clallam

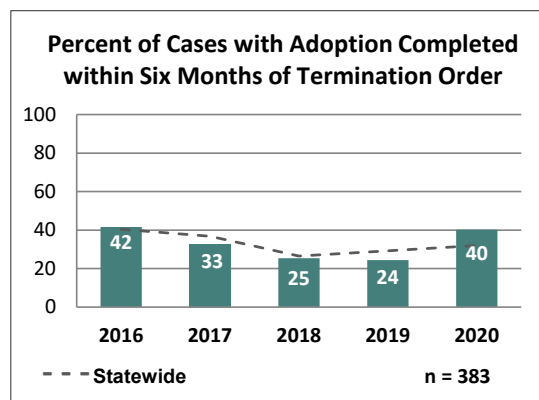
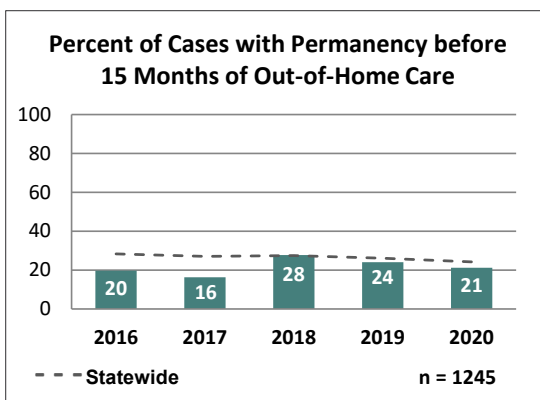
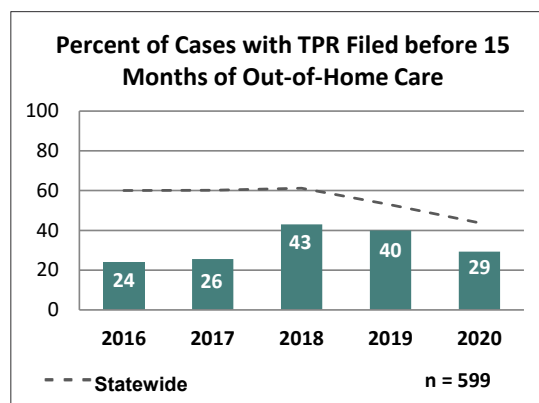
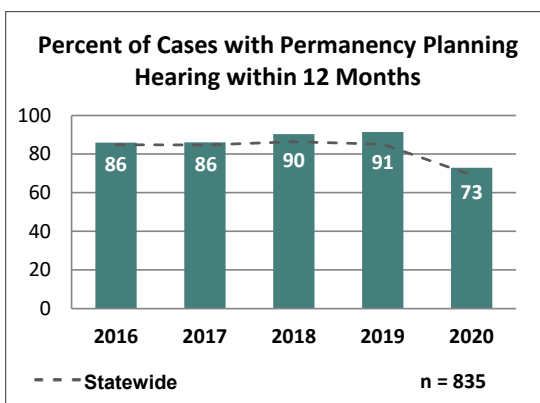
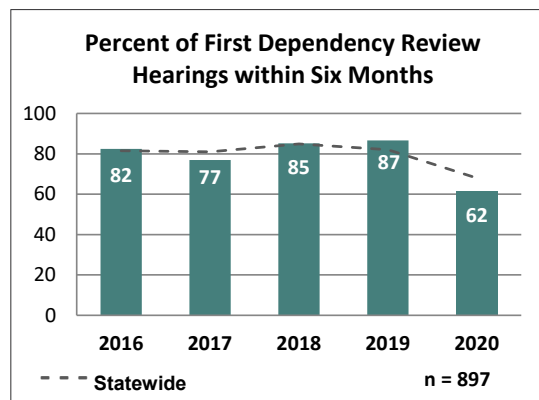
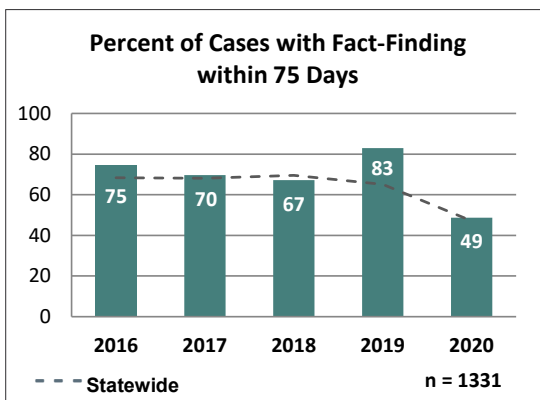


Dependency cases filed during the year that had a PRIOR dependency case for the child that ended with a documented dismissal. Includes priors within county only, and excludes dismissals documented as "Dependency Not Established." Adoption disruptions leading to re-dependency are currently not available.

Prior Dependency - Clallam



PERFORMANCE MEASURES



< 20 Case Events



20+ Case Events

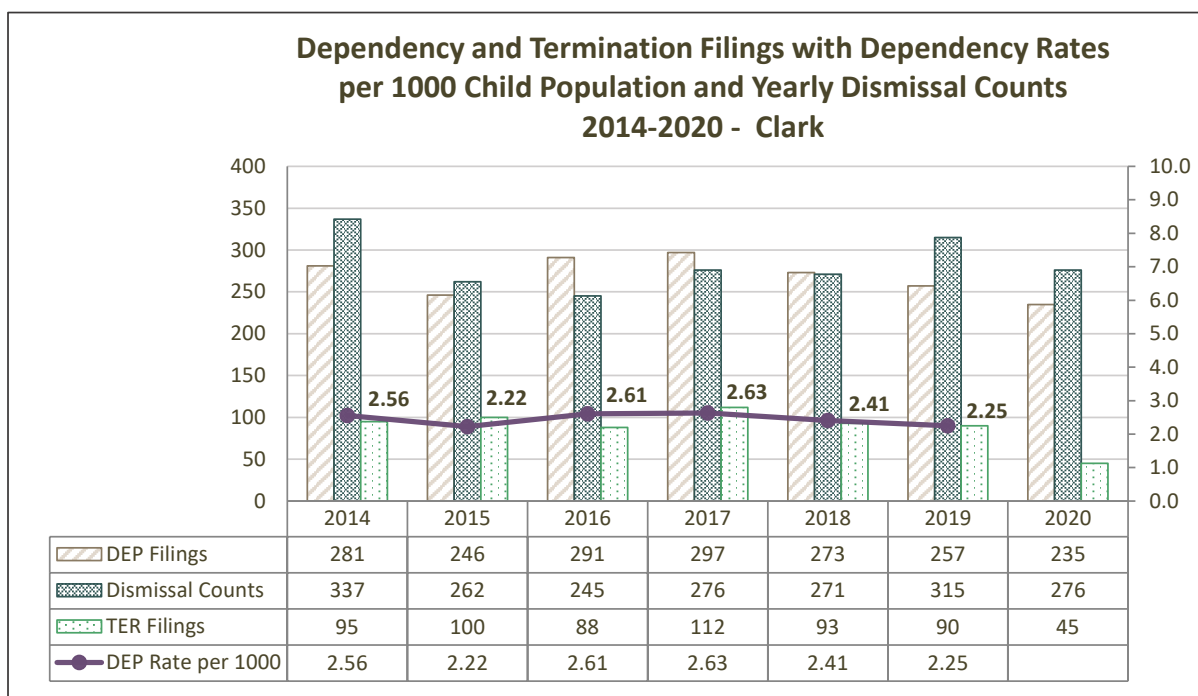
PERMANENCY OUTCOMES

Outcome	Values	2016	2017	2018	2019	2020
Adoptions	Median Months	35	43	38	40	41
	% < 15 Months to Outcome	2%	0%	2%	1%	0%
Age of Majority/Emancipation	Median Months	66.5	51	51	66.5	44
	% < 15 Months to Outcome	17%	6%	16%	14%	13%
Guardianships	Median Months	47	49	29	41	23
	% < 15 Months to Outcome	0%	0%	33%	21%	22%
Reunifications	Median Months	19	20	17	21	21
	% < 15 Months to Outcome	38%	30%	39%	36%	35%

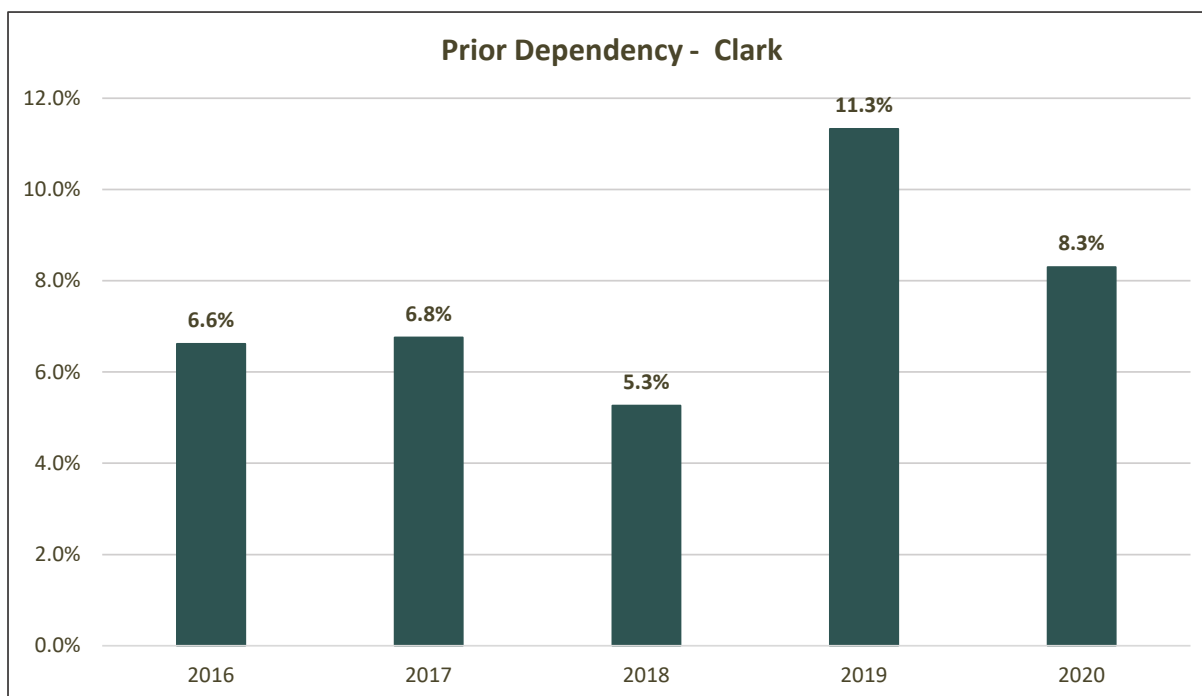
DEMOGRAPHIC CHARACTERISTICS OF CHILDREN IN DEPENDENCY CASES BY YEAR OF PETITION

			2016	2017	2018	2019	2020
Clark	Age at Filing	(1) <1 yrs	31%	28%	21%	22%	23%
		(2) 1–2 yrs	14%	13%	8%	13%	15%
		(3) 3–5 yrs	15%	15%	14%	18%	24%
		(4) 6–11 yrs	24%	24%	34%	24%	21%
		(5) 12–17 yrs	16%	19%	22%	21%	16%
		(6) >17 yrs				1%	
	Gender	(1) Female	48%	51%	50%	49%	50%
		(2) Male	52%	49%	50%	51%	50%
	Race	(1) AI/AN	2%	2%	2%	1%	
		(2) Asian/PI	2%	1%	1%	1%	
		(3) Black	5%	7%	9%	2%	12%
		(4) White	64%	57%	55%	70%	57%
		(5) Hispanic	12%	15%	16%	12%	15%
		(6) AI/AN-Multi	9%	6%	6%	7%	3%
		(7) Black-Multi	5%	6%	8%	5%	8%
		(8) Other-Multi	1%	4%	2%	1%	2%
		(9) Unknown	0%		0%		2%

DEPENDENCY FILINGS & RE-DEPENDENCY

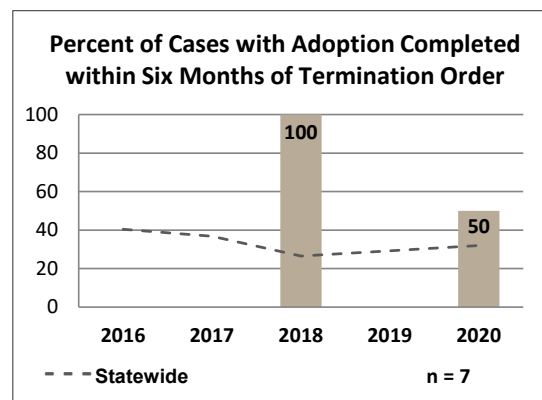
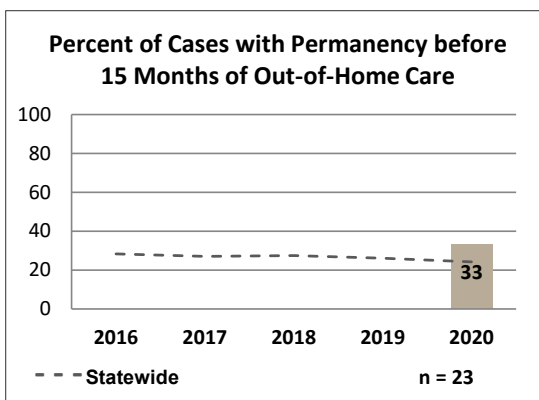
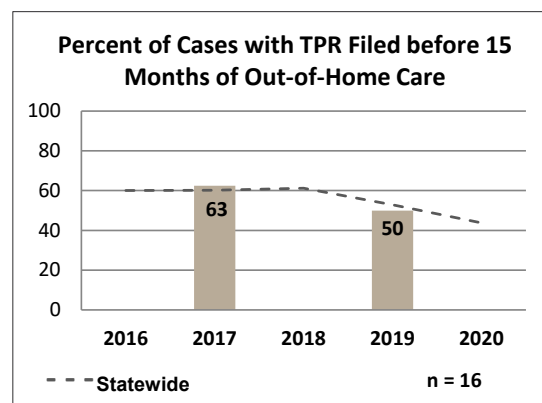
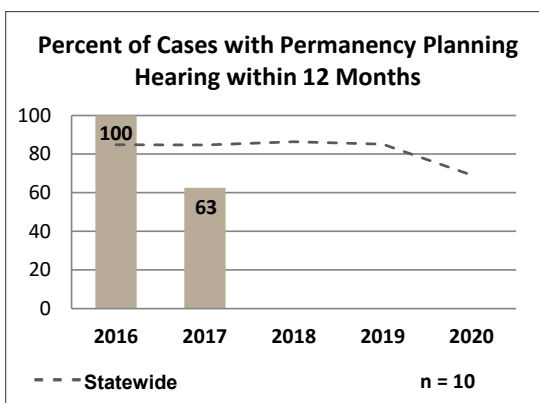
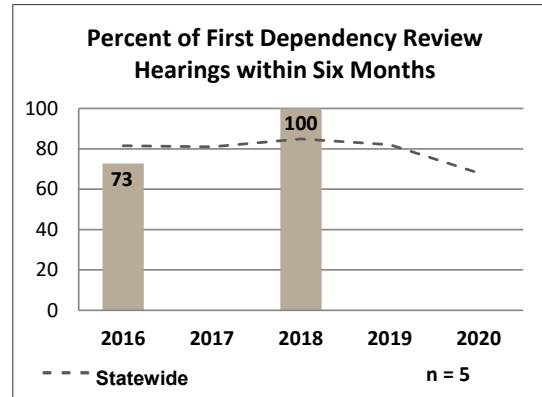
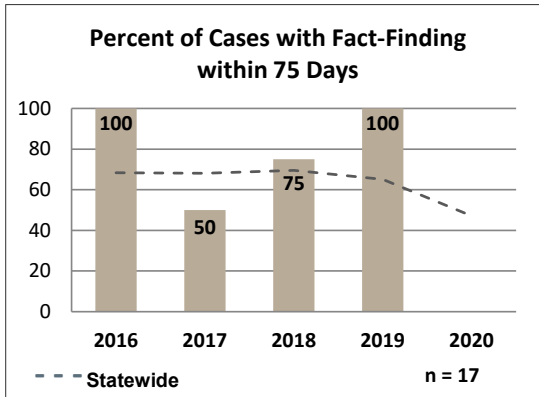


Dependency cases filed during the year that had a PRIOR dependency case for the child that ended with a documented dismissal. Includes priors within county only, and excludes dismissals documented as "Dependency Not Established." Adoption disruptions leading to re-dependency are currently not available.



This page left intentionally blank.

PERFORMANCE MEASURES



< 20 Case Events



20+ Case Events

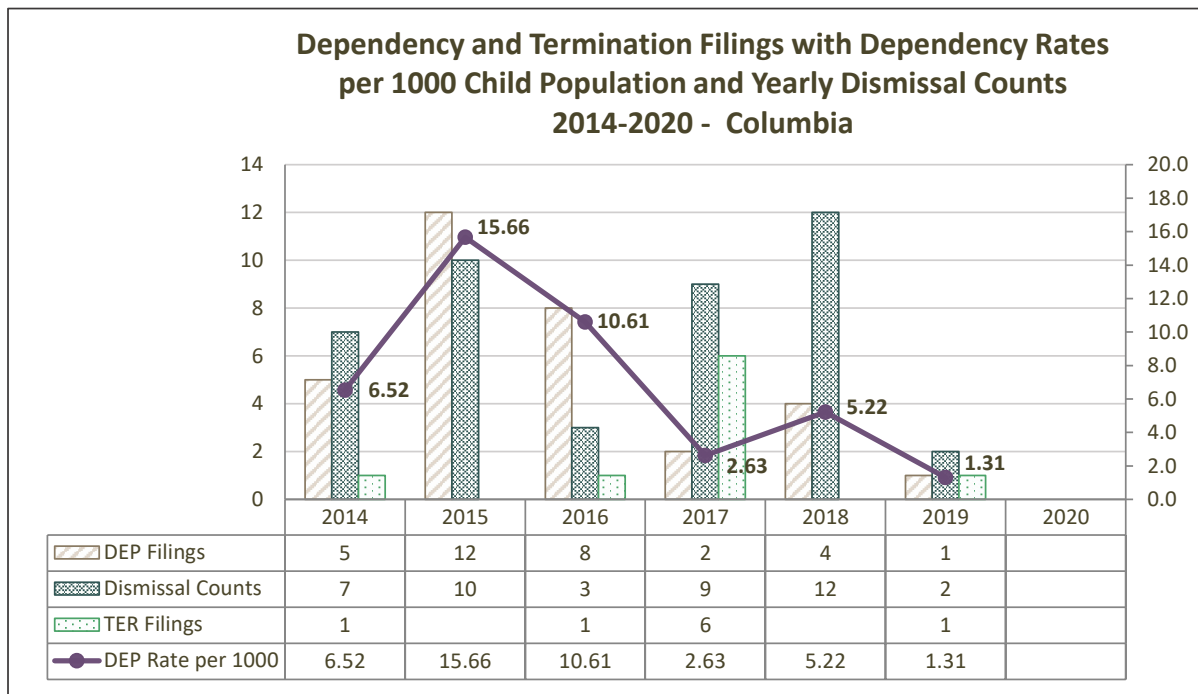
PERMANENCY OUTCOMES

Outcome	Values	2016	2017	2018	2019	2020
Adoptions	Median Months			26		16.5
	% < 15 Months to Outcome			0%		50%
Age of Majority/Emancipation	Median Months	18		21	27	
	% < 15 Months to Outcome	0%		0%	0%	
Guardianships	Median Months		24	37		
	% < 15 Months to Outcome		0%	0%		
Reunifications	Median Months		28	23		52
	% < 15 Months to Outcome		0%	0%		0%

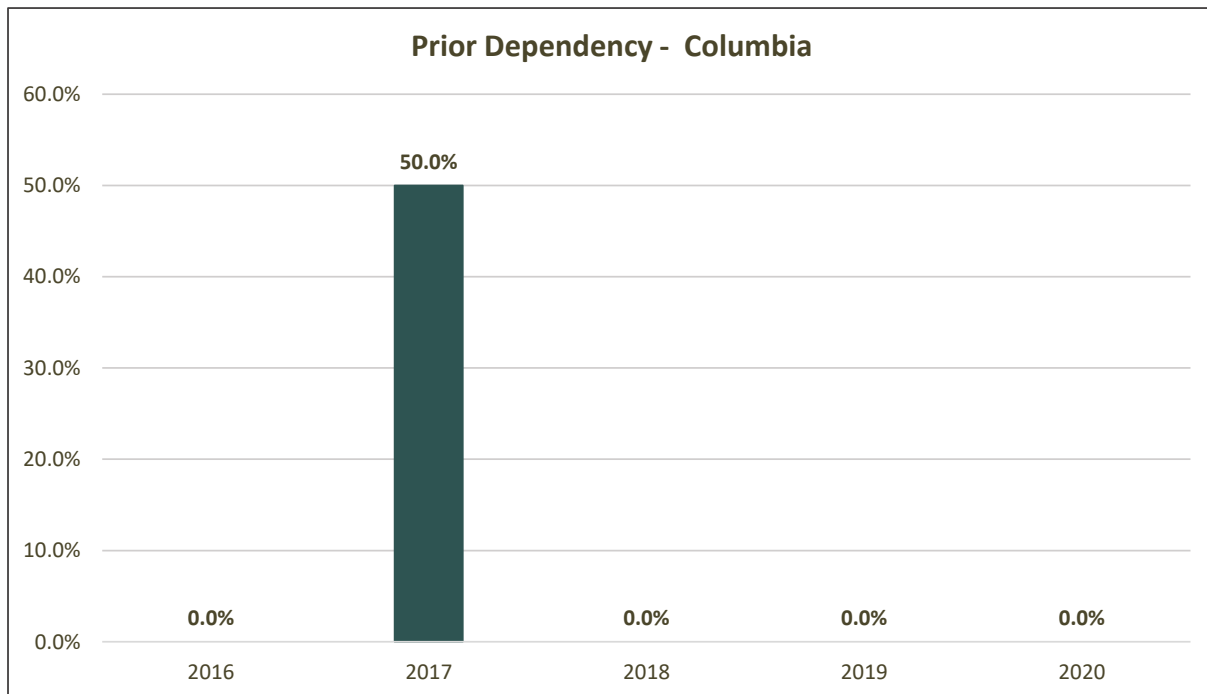
DEMOGRAPHIC CHARACTERISTICS OF CHILDREN IN
DEPENDENCY CASES BY YEAR OF PETITION

			2016	2017	2018	2019	2020
Columbia	Age at Filing	(1) <1 yrs	25%		25%	100%	
		(2) 1–2 yrs	13%		50%		
		(3) 3–5 yrs	13%		25%		
		(4) 6–11 yrs	38%				
		(5) 12–17 yrs	13%				
		(6) >17 yrs		100%			
	Gender	(1) Female	50%	100%	50%		
		(2) Male	50%		50%	100%	
	Race	(4) White	63%	100%	75%	100%	
		(5) Hispanic			25%		
		(6) AI/AN-Multi	38%				

DEPENDENCY FILINGS & RE-DEPENDENCY

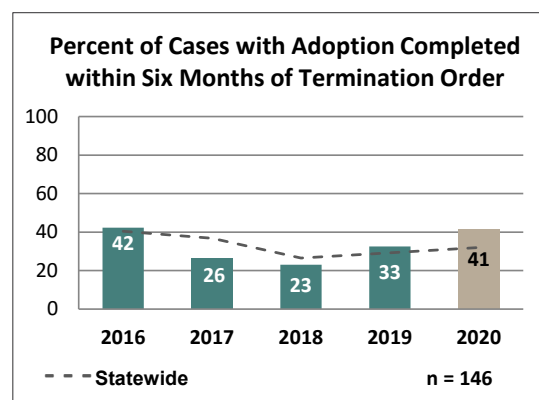
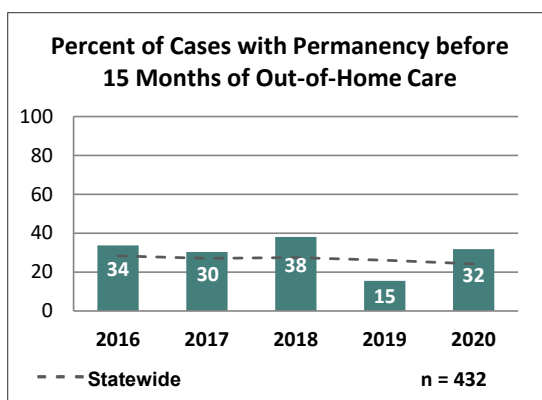
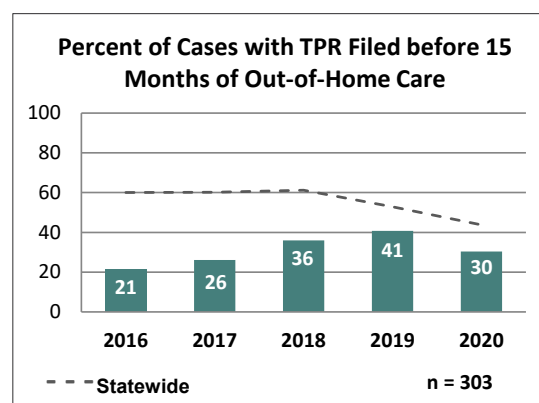
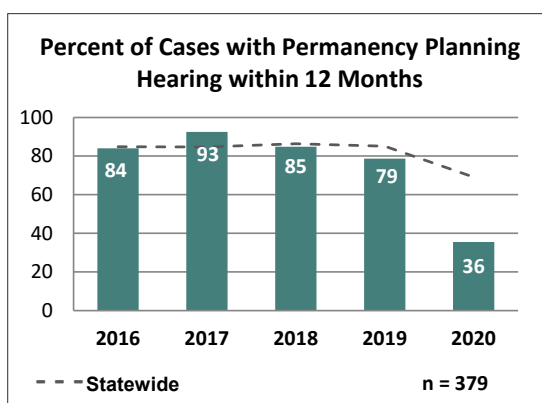
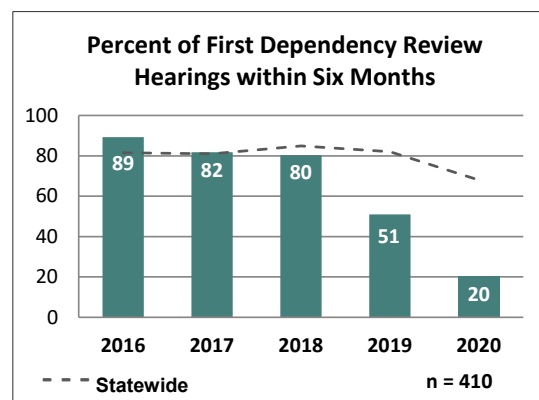
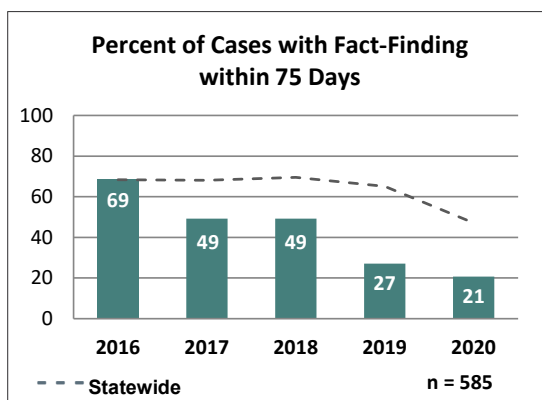


Dependency cases filed during the year that had a PRIOR dependency case for the child that ended with a documented dismissal. Includes priors within county only, and excludes dismissals documented as "Dependency Not Established." Adoption disruptions leading to re-dependency are currently not available.



This page left intentionally blank.

PERFORMANCE MEASURES



< 20 Case Events



20+ Case Events

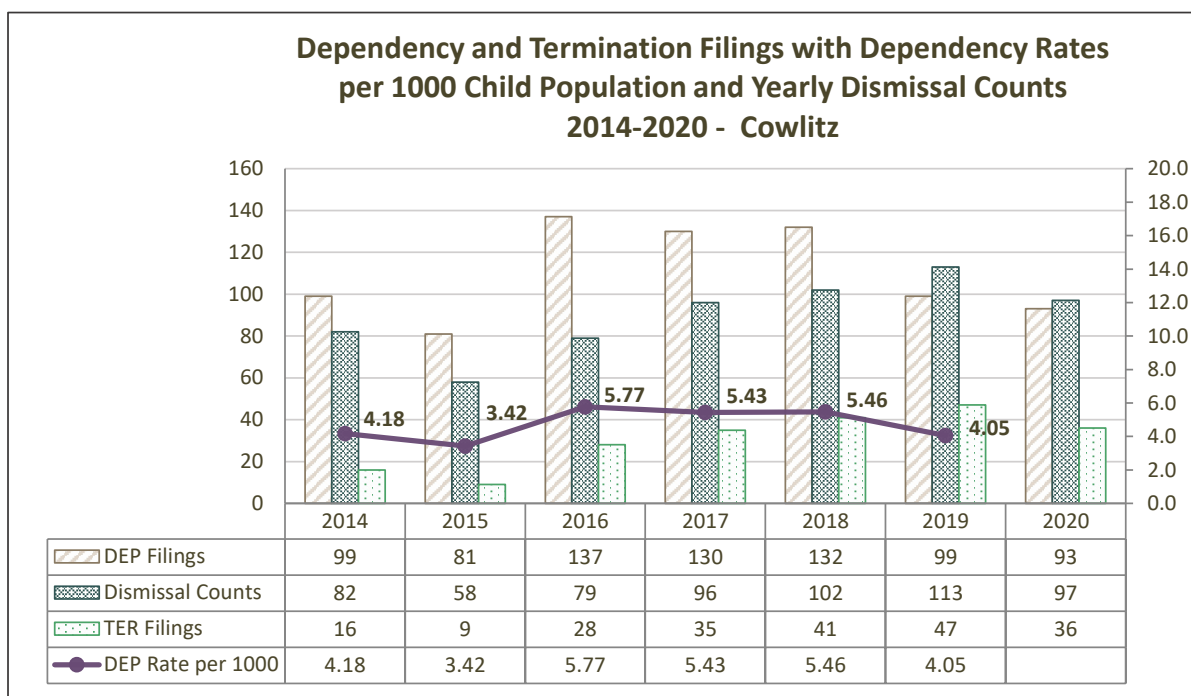
PERMANENCY OUTCOMES

Outcome	Values	2016	2017	2018	2019	2020
Adoptions	Median Months	31	32	36.5	38	37
	% < 15 Months to Outcome	8%	3%	4%	0%	6%
Age of Majority/Emancipation	Median Months	77	30	101	38	14
	% < 15 Months to Outcome	14%	0%	0%	50%	50%
Guardianships	Median Months	11	32	21	29	
	% < 15 Months to Outcome	50%	25%	0%	43%	
Reunifications	Median Months	14	13	11.5	20	15
	% < 15 Months to Outcome	52%	58%	56%	24%	38%

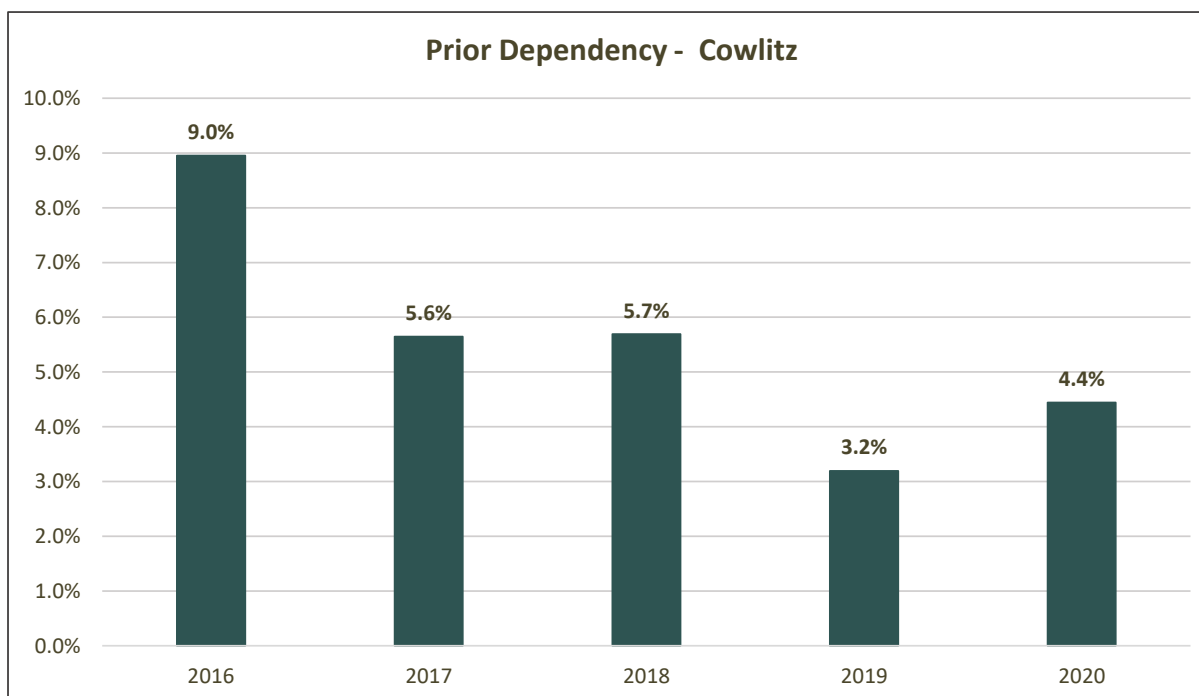
DEMOGRAPHIC CHARACTERISTICS OF CHILDREN IN DEPENDENCY CASES BY YEAR OF PETITION

			2016	2017	2018	2019	2020
Cowlitz	Age at Filing	(1) <1 yrs	22%	25%	18%	18%	19%
		(2) 1–2 yrs	18%	18%	17%	18%	14%
		(3) 3–5 yrs	18%	17%	17%	16%	18%
		(4) 6–11 yrs	26%	26%	27%	28%	27%
		(5) 12–17 yrs	16%	14%	22%	21%	20%
		(6) >17 yrs					1%
	Gender	(1) Female	51%	47%	45%	51%	47%
		(2) Male	49%	53%	55%	49%	53%
	Race	(1) AI/AN	2%		3%		6%
		(2) Asian/PI	1%	1%	2%		1%
		(3) Black	7%	2%	2%	6%	1%
		(4) White	60%	64%	60%	71%	66%
		(5) Hispanic	19%	8%	17%	11%	10%
		(6) AI/AN-Multi	1%	14%	14%	3%	5%
		(7) Black-Multi	7%	11%	2%	8%	10%
		(8) Other-Multi	3%		2%		1%
		(9) Unknown	1%				

DEPENDENCY FILINGS & RE-DEPENDENCY

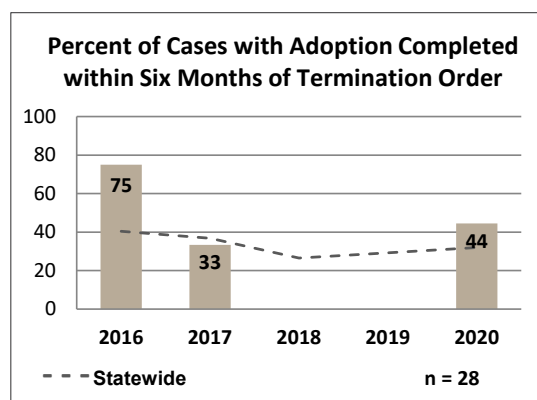
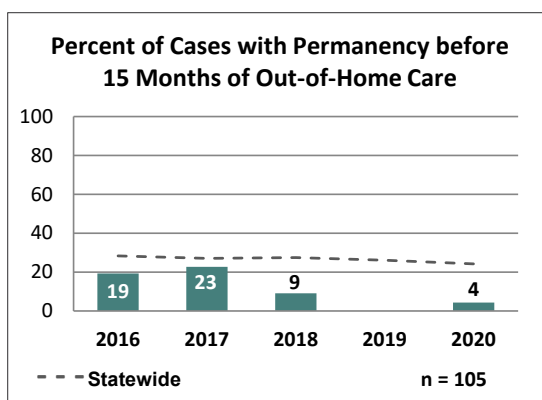
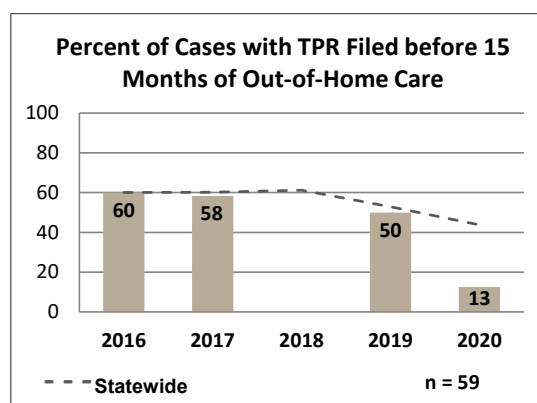
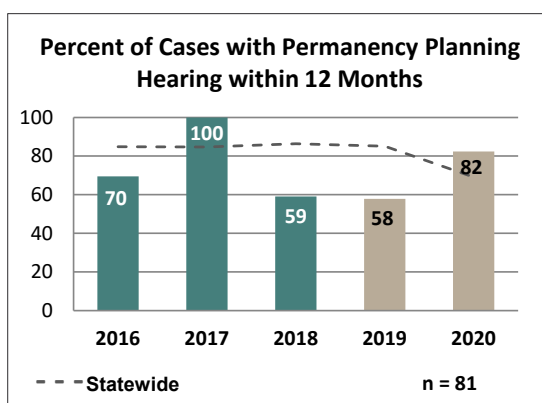
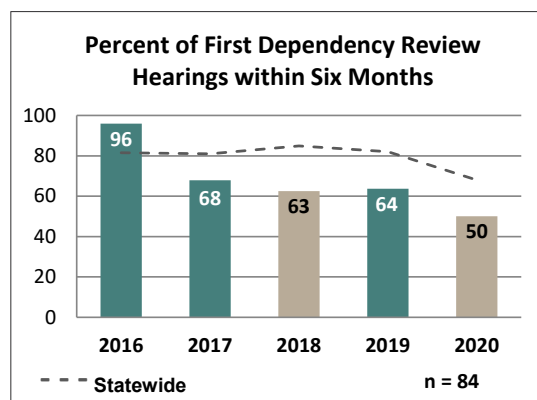
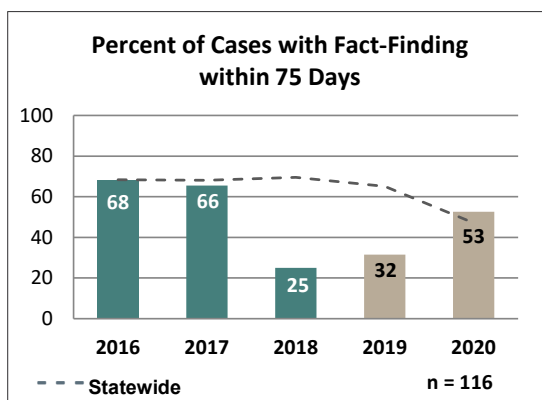


Dependency cases filed during the year that had a PRIOR dependency case for the child that ended with a documented dismissal. Includes priors within county only, and excludes dismissals documented as "Dependency Not Established." Adoption disruptions leading to re-dependency are currently not available.



This page left intentionally blank.

PERFORMANCE MEASURES



< 20 Case Events



20+ Case Events

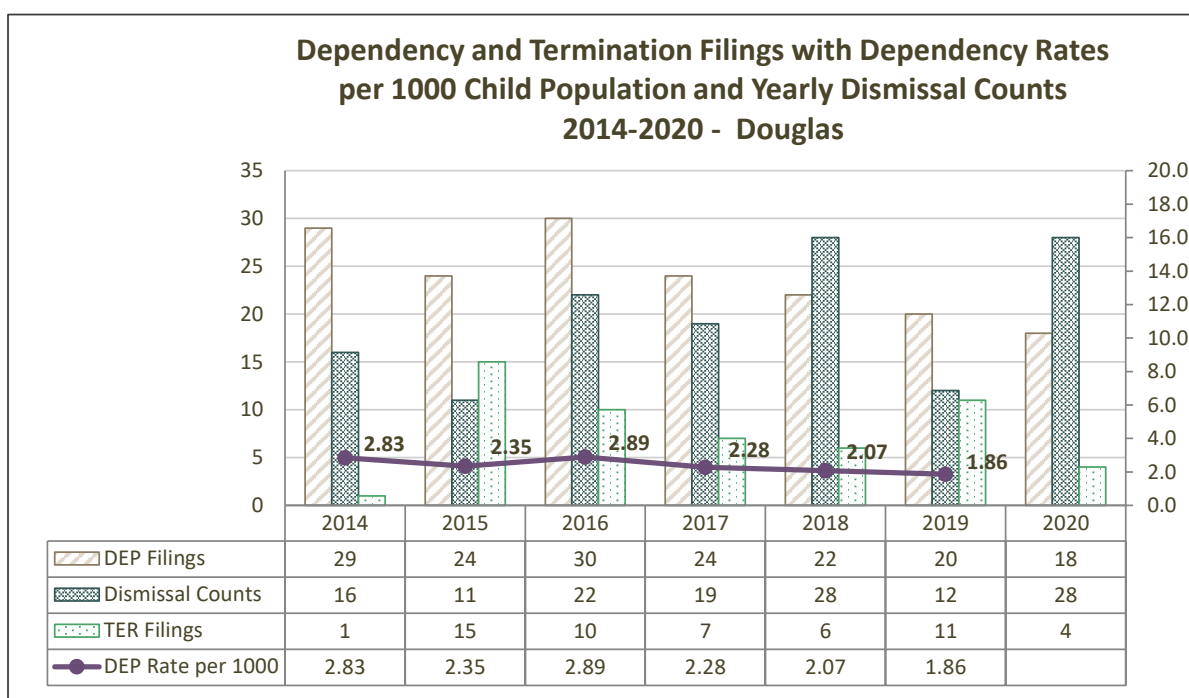
PERMANENCY OUTCOMES

Outcome	Values	2016	2017	2018	2019	2020
Adoptions	Median Months	29	22	50	34	36
	% < 15 Months to Outcome	25%	0%	0%	0%	0%
Age of Majority/Emancipation	Median Months	15				107
	% < 15 Months to Outcome	0%				0%
Guardianships	Median Months			43.5		
	% < 15 Months to Outcome			0%		
Reunifications	Median Months	25	29	24	24	33
	% < 15 Months to Outcome	19%	26%	13%	0%	8%

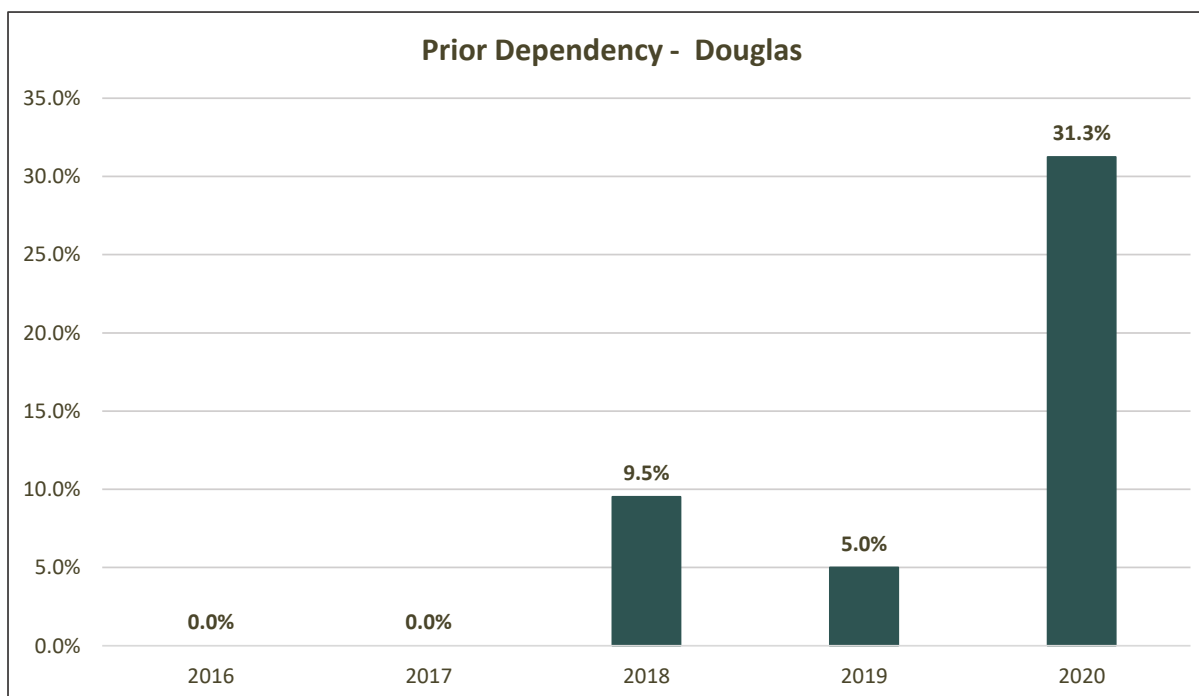
DEMOGRAPHIC CHARACTERISTICS OF CHILDREN IN
DEPENDENCY CASES BY YEAR OF PETITION

			2016	2017	2018	2019	2020
Douglas	Age at Filing	(1) <1 yrs	30%	17%	5%	33%	6%
		(2) 1–2 yrs	13%	17%	21%	11%	12%
		(3) 3–5 yrs	10%	13%	21%	17%	24%
		(4) 6–11 yrs	40%	26%	47%	11%	53%
		(5) 12–17 yrs	7%	26%	5%	28%	6%
	Gender	(1) Female	50%	52%	58%	33%	29%
		(2) Male	50%	48%	42%	67%	71%
	Race	(4) White	60%	13%	47%	44%	35%
		(5) Hispanic	20%	52%	32%	50%	53%
		(6) AI/AN-Multi	17%	35%	21%	6%	6%
		(7) Black-Multi	3%				6%

DEPENDENCY FILINGS & RE-DEPENDENCY

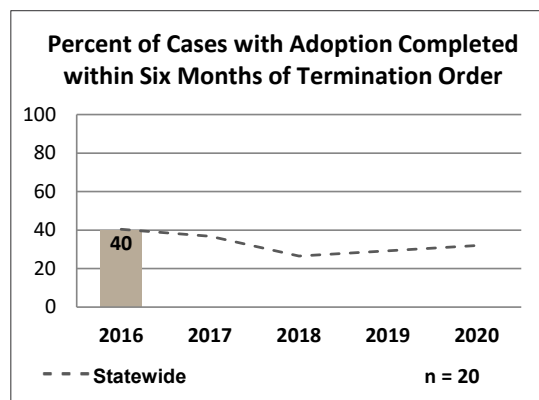
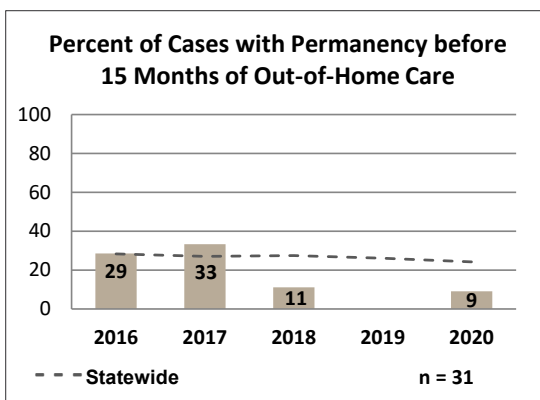
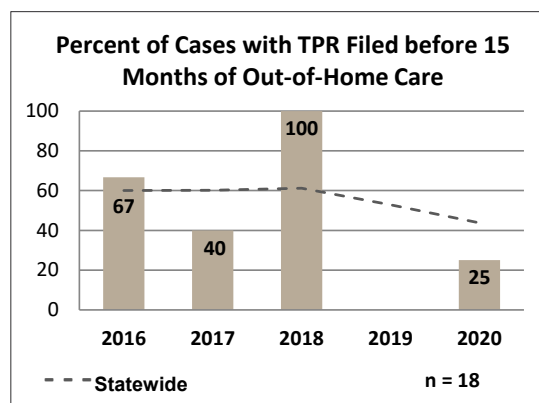
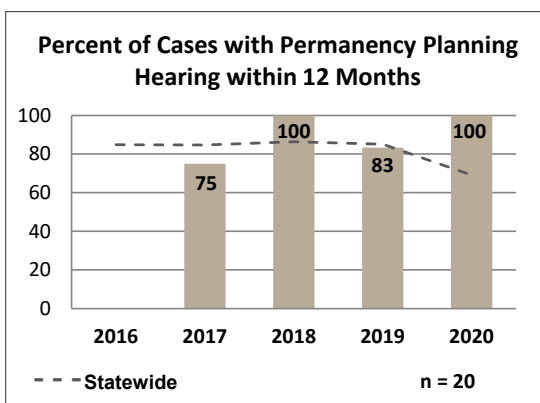
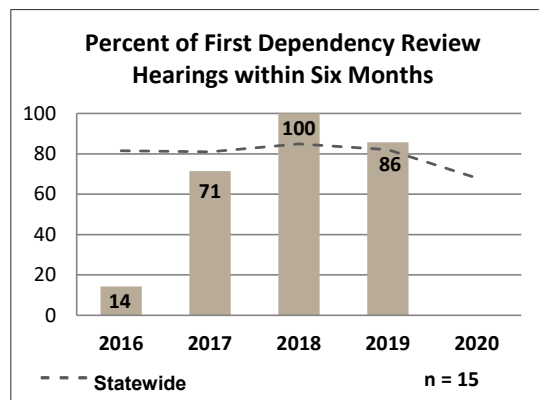
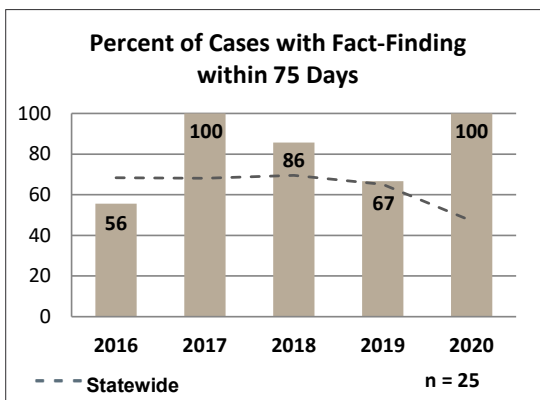


Dependency cases filed during the year that had a PRIOR dependency case for the child that ended with a documented dismissal. Includes priors within county only, and excludes dismissals documented as "Dependency Not Established." Adoption disruptions leading to re-dependency are currently not available.



This page left intentionally blank.

PERFORMANCE MEASURES



< 20 Case Events



20+ Case Events

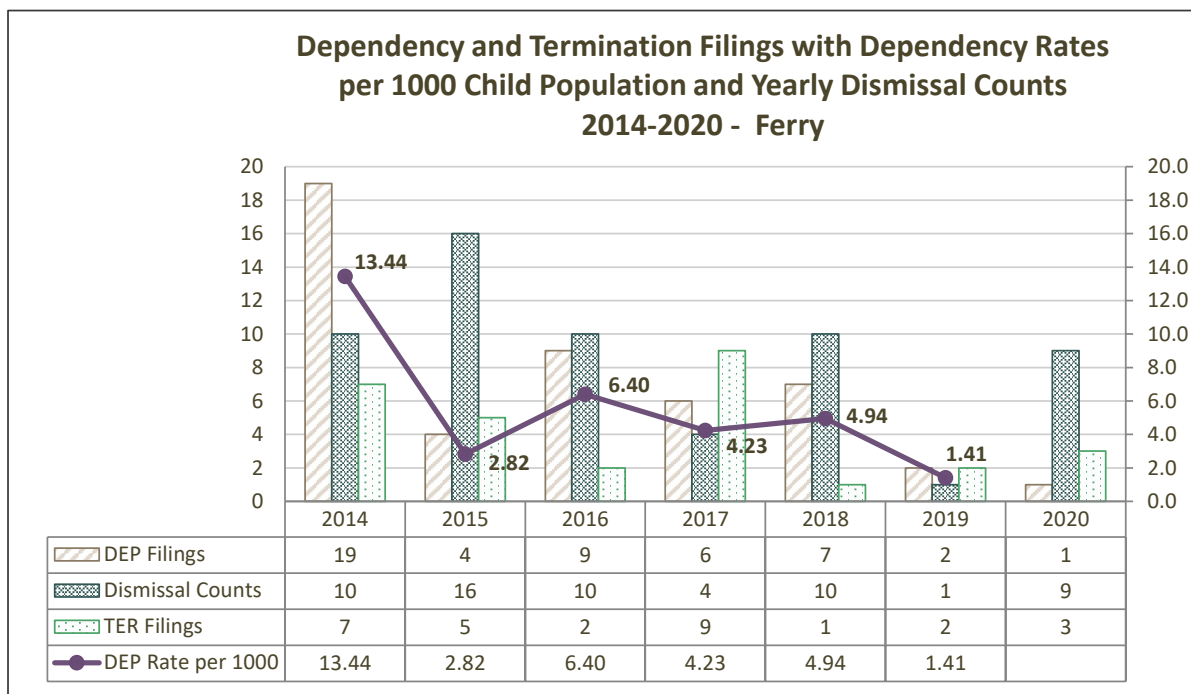
PERMANENCY OUTCOMES

Outcome	Values	2016	2017	2018	2019	2020
Adoptions	Median Months	35	55	18		37.5
	% < 15 Months to Outcome	0%	33%	0%		0%
Age of Majority/Emancipation	Median Months					
	% < 15 Months to Outcome					
Guardianships	Median Months					25
	% < 15 Months to Outcome					0%
Reunifications	Median Months	14		0	23	17.5
	% < 15 Months to Outcome	100%		100%	0%	17%


DEMOGRAPHIC CHARACTERISTICS OF CHILDREN IN DEPENDENCY CASES BY YEAR OF PETITION

			2016	2017	2018	2019	2020
Ferry	Age at Filing	(1) <1 yrs	22%	17%	29%	50%	
		(2) 1–2 yrs	22%		29%		
		(3) 3–5 yrs			29%		
		(4) 6–11 yrs	44%	50%	14%	50%	100%
		(5) 12–17 yrs	11%	33%			
	Gender	(1) Female	22%	17%	29%		
		(2) Male	78%	83%	71%	100%	100%
	Race	(1) AI/AN		17%		50%	
		(4) White	100%	67%	100%	50%	100%
		(6) AI/AN-Multi		17%			

DEPENDENCY FILINGS & RE-DEPENDENCY

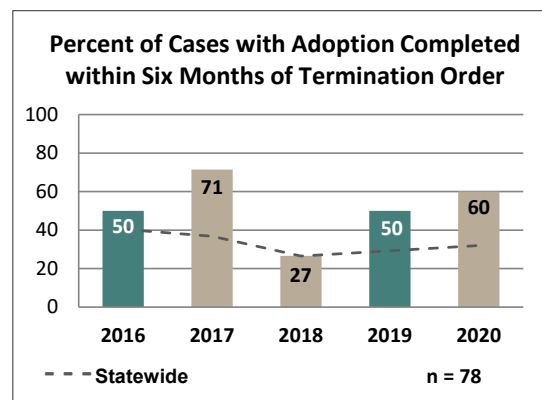
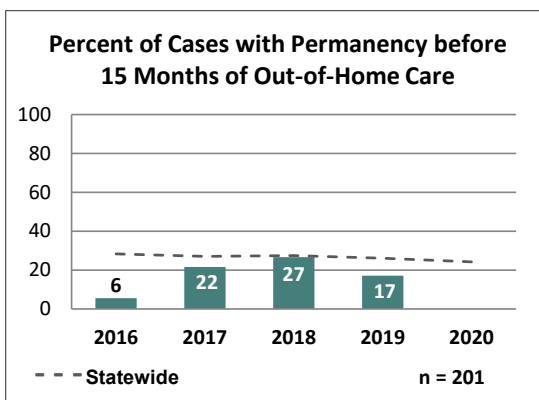
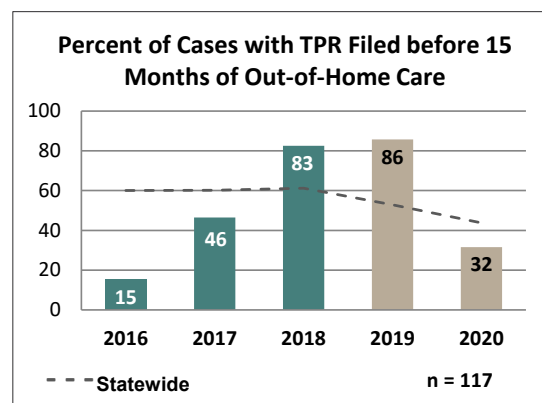
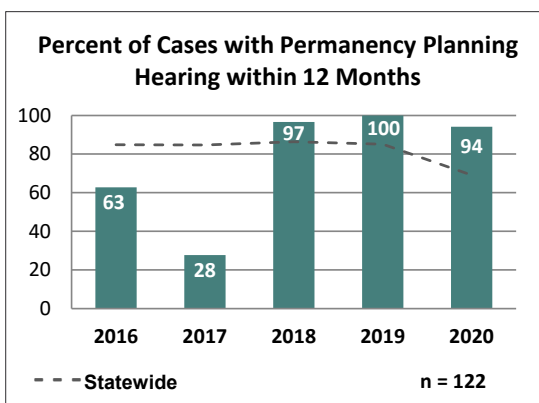
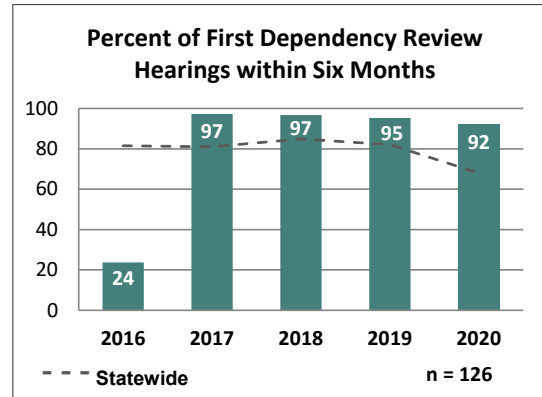
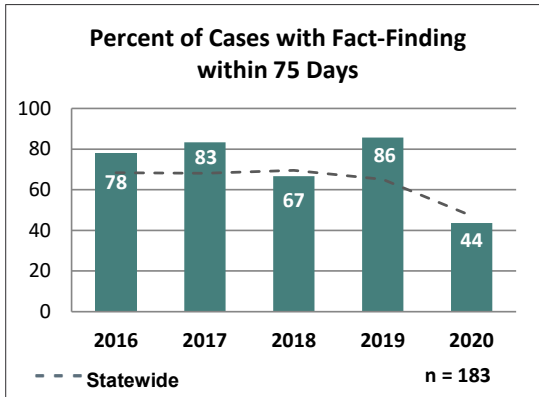


Dependency cases filed during the year that had a PRIOR dependency case for the child that ended with a documented dismissal. Includes priors within county only, and excludes dismissals documented as "Dependency Not Established." Adoption disruptions leading to re-dependency are currently not available.



This page left intentionally blank.

PERFORMANCE MEASURES



< 20 Case Events



20+ Case Events

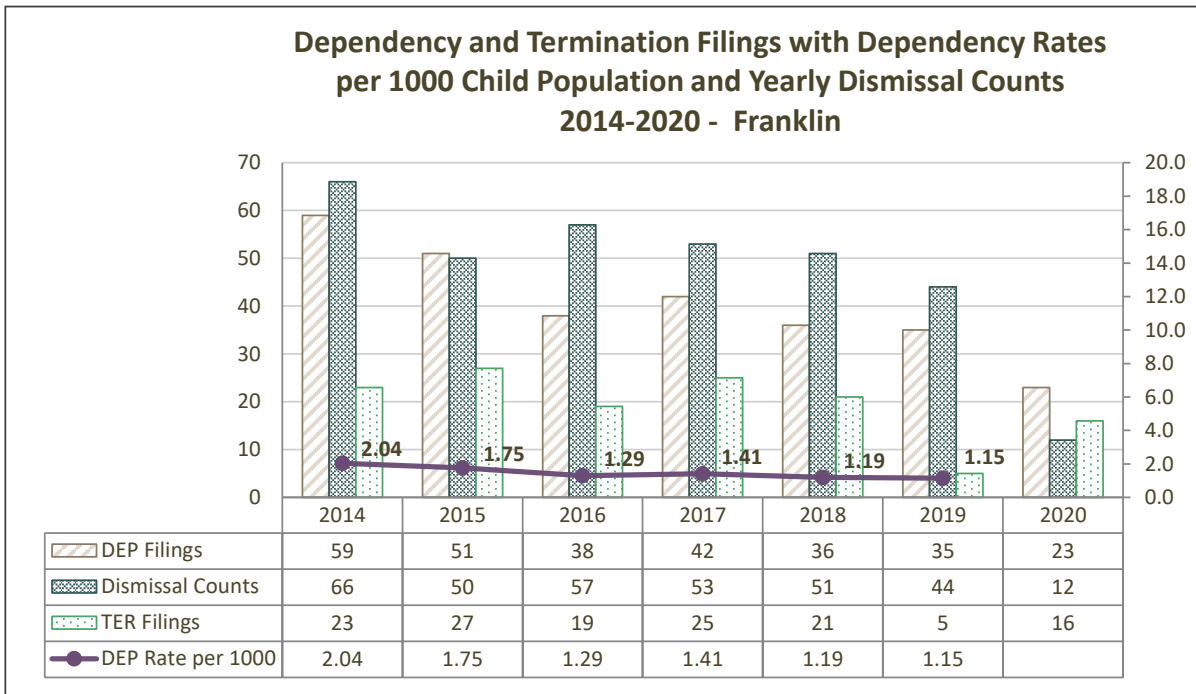
PERMANENCY OUTCOMES

Outcome	Values	2016	2017	2018	2019	2020
Adoptions	Median Months	32	30	25	30	30
	% < 15 Months to Outcome	0%	0%	0%	4%	0%
Age of Majority/Emancipation	Median Months	47	47	65	51	
	% < 15 Months to Outcome	0%	0%	0%	0%	
Guardianships	Median Months	28	23.5	19.5		
	% < 15 Months to Outcome	0%	30%	33%		
Reunifications	Median Months	22	21.5	16	16	33
	% < 15 Months to Outcome	16%	33%	48%	46%	0%

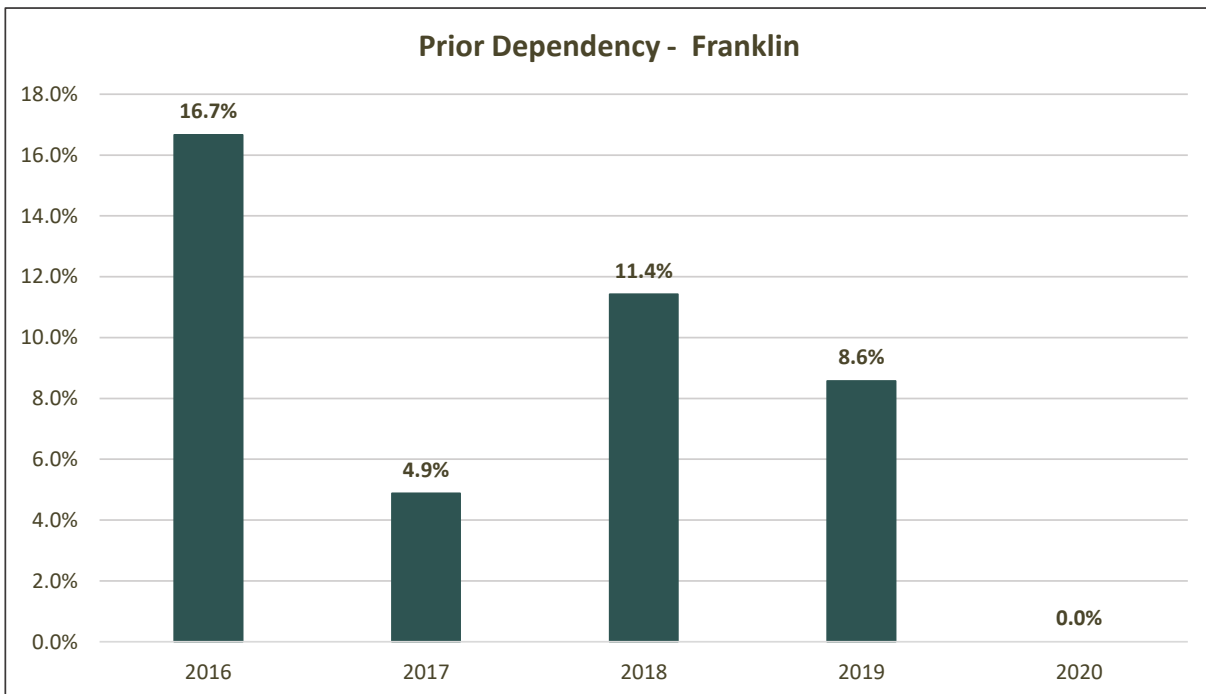
DEMOGRAPHIC CHARACTERISTICS OF CHILDREN IN DEPENDENCY CASES BY YEAR OF PETITION

			2016	2017	2018	2019	2020
Franklin	Age at Filing	(1) <1 yrs	43%	38%	36%	29%	52%
		(2) 1–2 yrs	8%	17%	19%	17%	4%
		(3) 3–5 yrs	22%	17%	17%	9%	13%
		(4) 6–11 yrs	14%	12%	25%	31%	22%
		(5) 12–17 yrs	14%	14%	3%	14%	9%
		(6) >17 yrs		2%			
	Gender	(1) Female	54%	55%	53%	46%	52%
		(2) Male	46%	45%	47%	54%	48%
	Race	(1) AI/AN		5%			
		(2) Asian/PI	3%		3%		
		(3) Black	16%			31%	
		(4) White	22%	29%	28%	6%	9%
		(5) Hispanic	41%	43%	28%	57%	70%
		(6) AI/AN-Multi	3%	12%	3%	3%	13%
		(7) Black-Multi	3%	10%	33%		9%
		(8) Other-Multi	14%		6%	3%	
		(9) Unknown		2%			

DEPENDENCY FILINGS & RE-DEPENDENCY

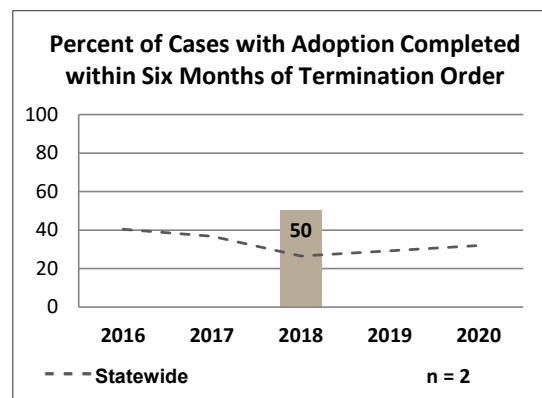
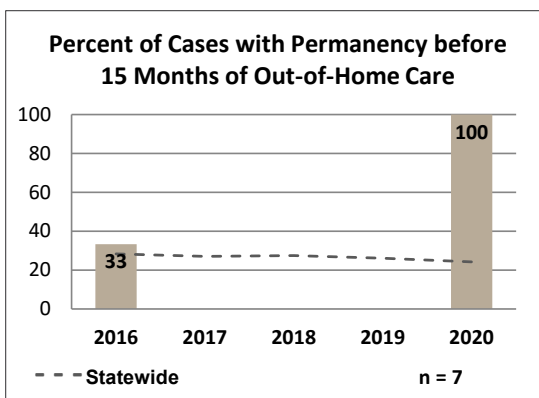
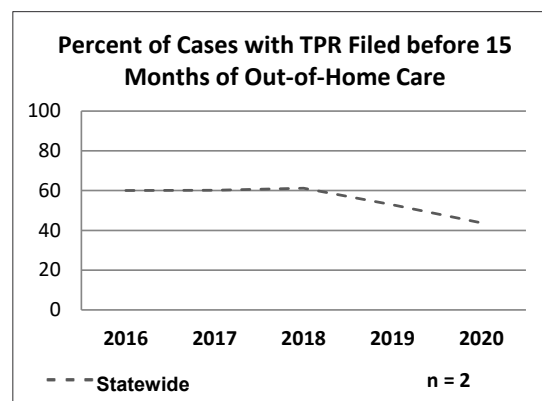
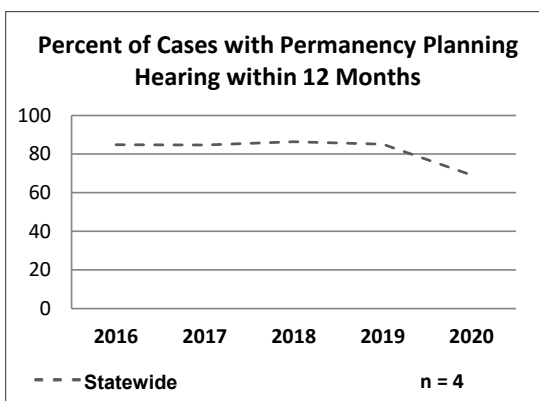
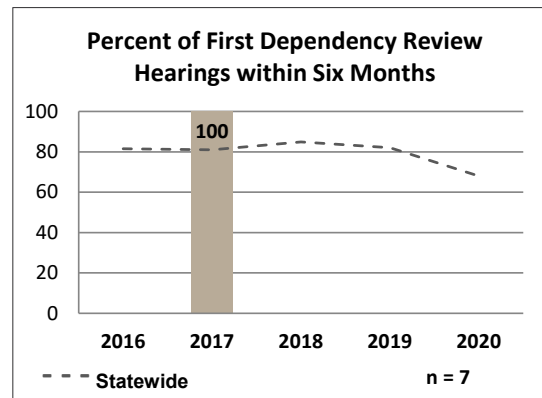
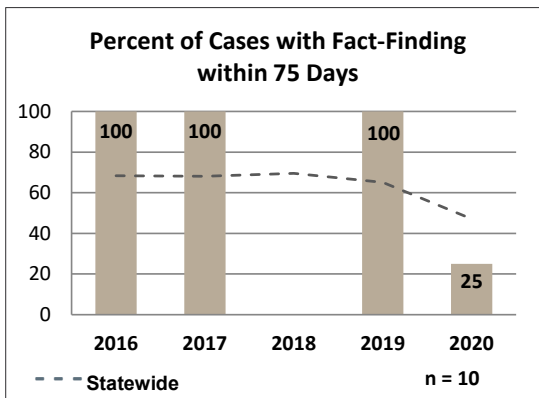


Dependency cases filed during the year that had a PRIOR dependency case for the child that ended with a documented dismissal. Includes priors within county only, and excludes dismissals documented as "Dependency Not Established." Adoption disruptions leading to re-dependency are currently not available.



This page left intentionally blank.

PERFORMANCE MEASURES



< 20 Case Events



20+ Case Events

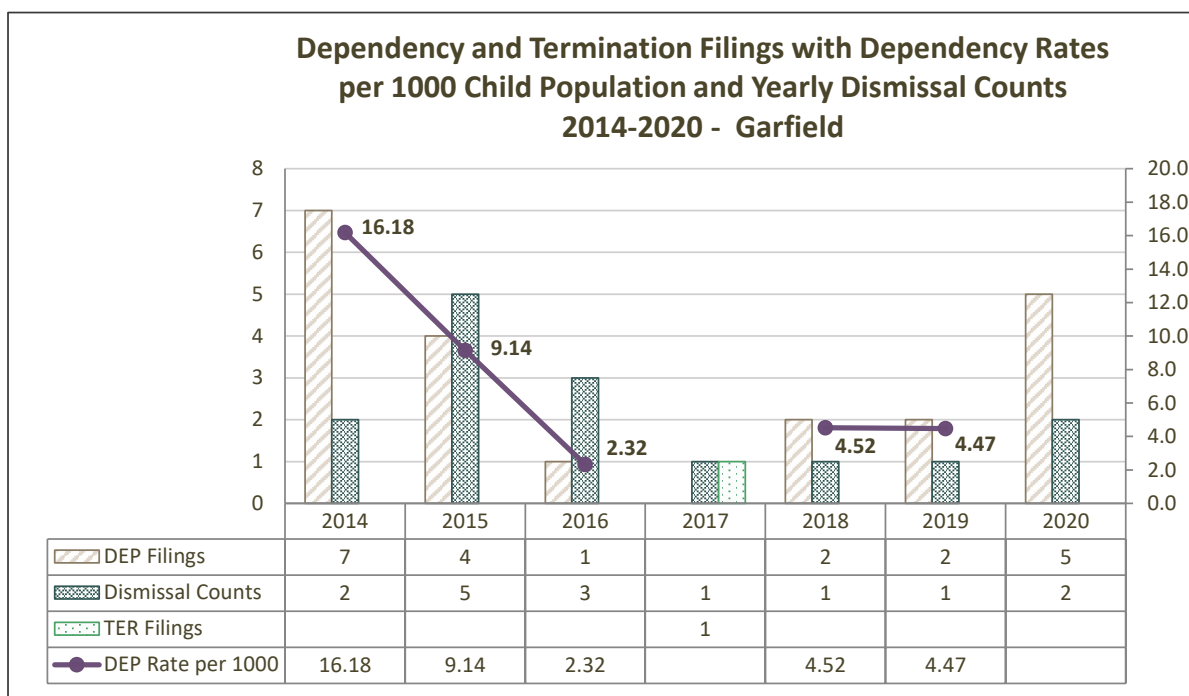
PERMANENCY OUTCOMES

Outcome	Values	2016	2017	2018	2019	2020
Adoptions	Median Months			17		
	% < 15 Months to Outcome			0%		
Age of Majority/Emancipation	Median Months					
	% < 15 Months to Outcome					
Guardianships	Median Months					
	% < 15 Months to Outcome					
Reunifications	Median Months	15				14
	% < 15 Months to Outcome	33%				100%

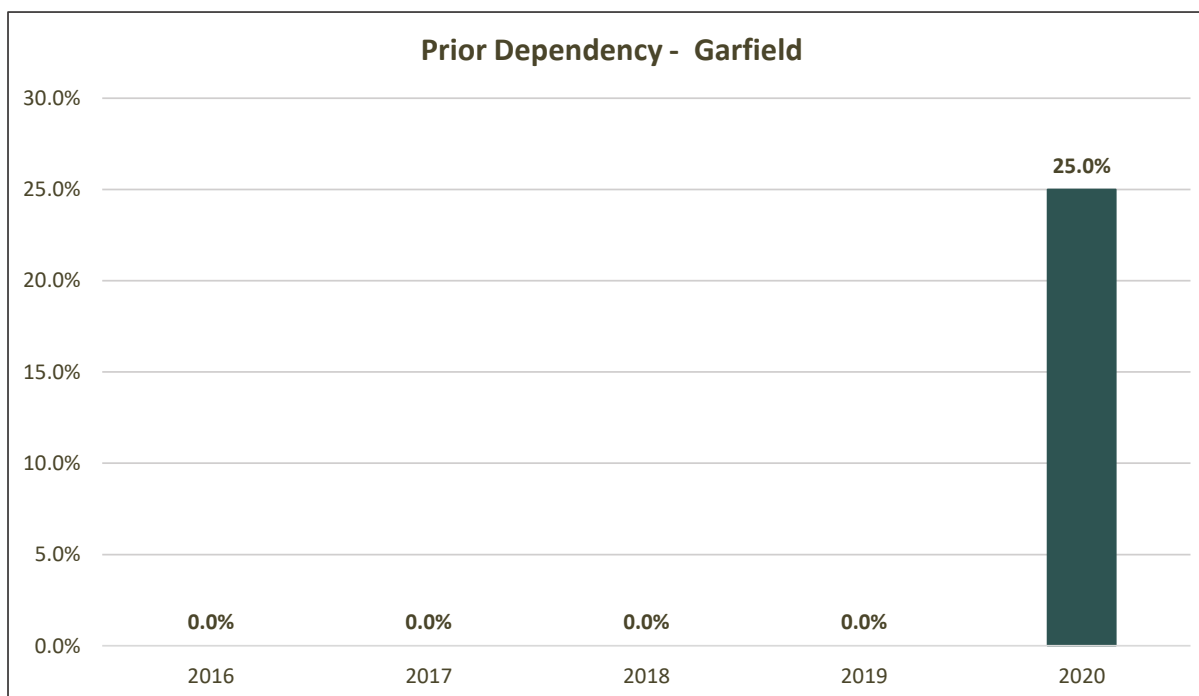
DEMOGRAPHIC CHARACTERISTICS OF CHILDREN IN
DEPENDENCY CASES BY YEAR OF PETITION

			2016	2017	2018	2019	2020
Garfield	Age at Filing	(1) <1 yrs	100%		50%		40%
		(2) 1–2 yrs					20%
		(3) 3–5 yrs			50%		
		(4) 6–11 yrs				100%	20%
		(5) 12–17 yrs					20%
	Gender	(1) Female	100%			50%	40%
		(2) Male			100%	50%	60%
	Race	(4) White			50%	100%	100%
		(5) Hispanic	100%				
		(7) Black-Multi			50%		

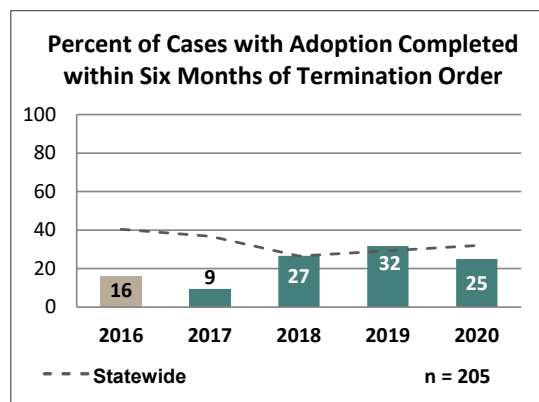
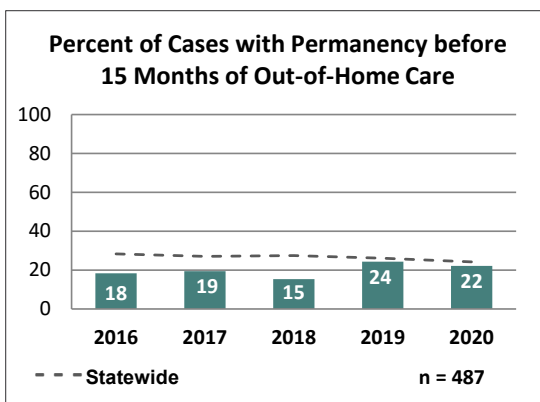
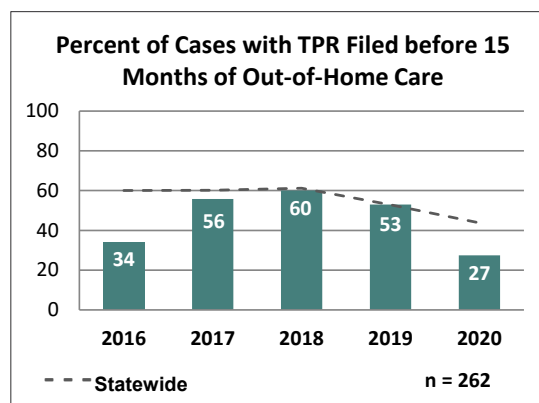
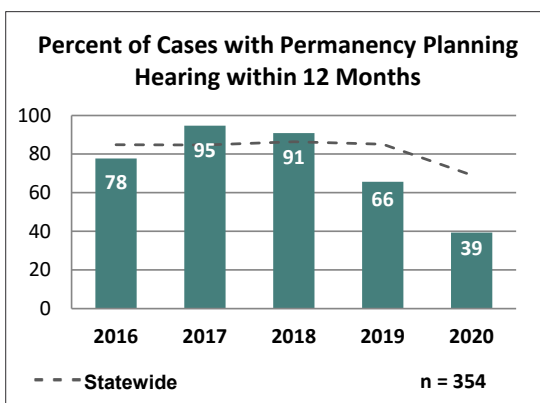
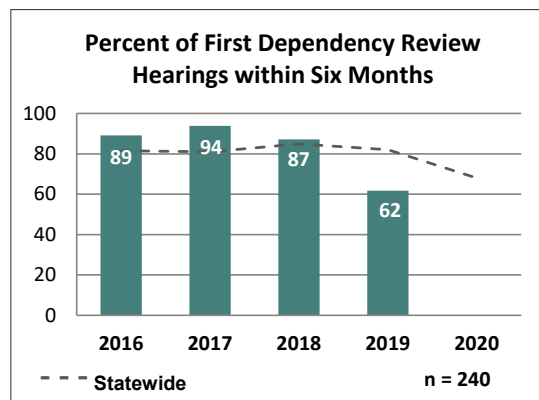
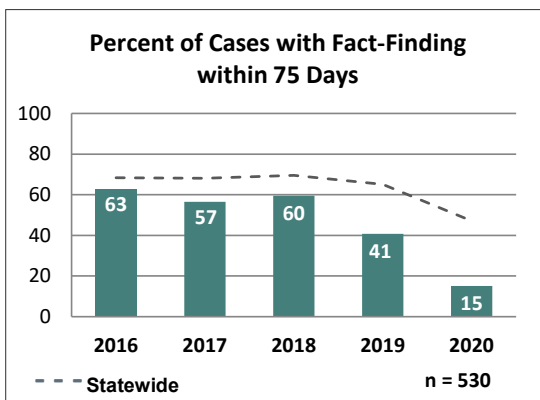
DEPENDENCY FILINGS & RE-DEPENDENCY



Dependency cases filed during the year that had a PRIOR dependency case for the child that ended with a documented dismissal. Includes priors within county only, and excludes dismissals documented as "Dependency Not Established." Adoption disruptions leading to re-dependency are currently not available.



PERFORMANCE MEASURES



< 20 Case Events



20+ Case Events

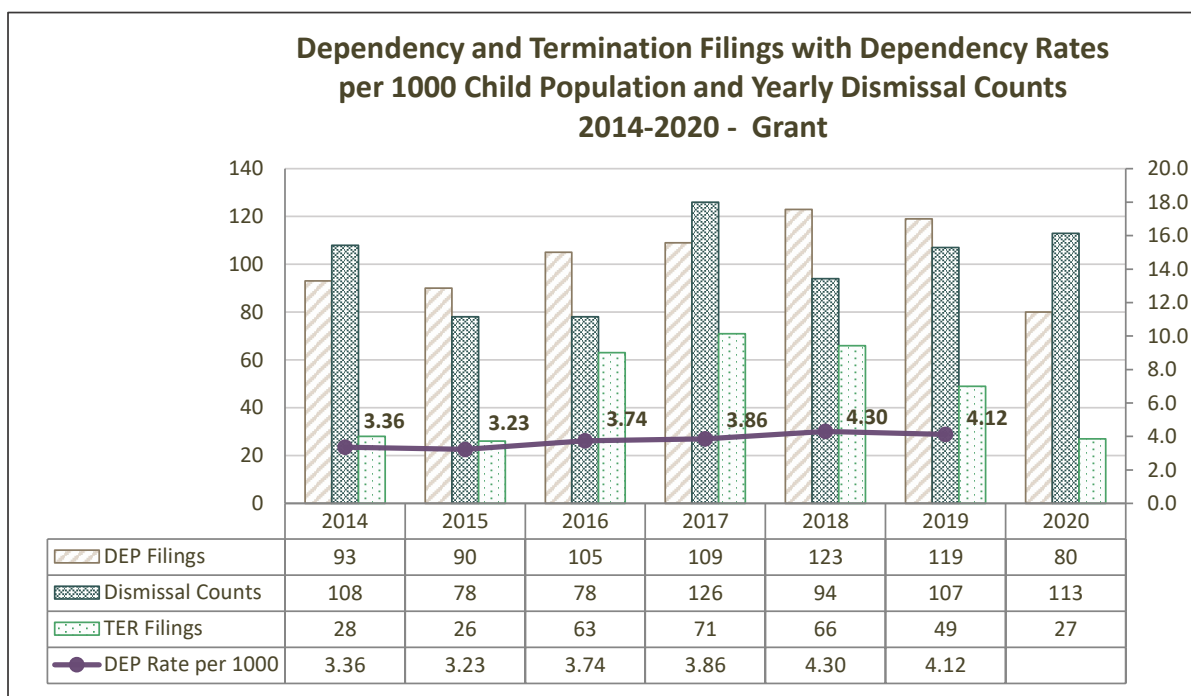
PERMANENCY OUTCOMES

Outcome	Values	2016	2017	2018	2019	2020
Adoptions	Median Months	48	35	35	44	35.5
	% < 15 Months to Outcome	0%	0%	5%	5%	0%
Age of Majority/Emancipation	Median Months	74	59.5	137	11	29
	% < 15 Months to Outcome	0%	0%	0%	67%	0%
Guardianships	Median Months	37.5	22	55.5	28.5	47.5
	% < 15 Months to Outcome	7%	0%	0%	0%	0%
Reunifications	Median Months	22	18	15	16	19
	% < 15 Months to Outcome	30%	45%	45%	40%	34%

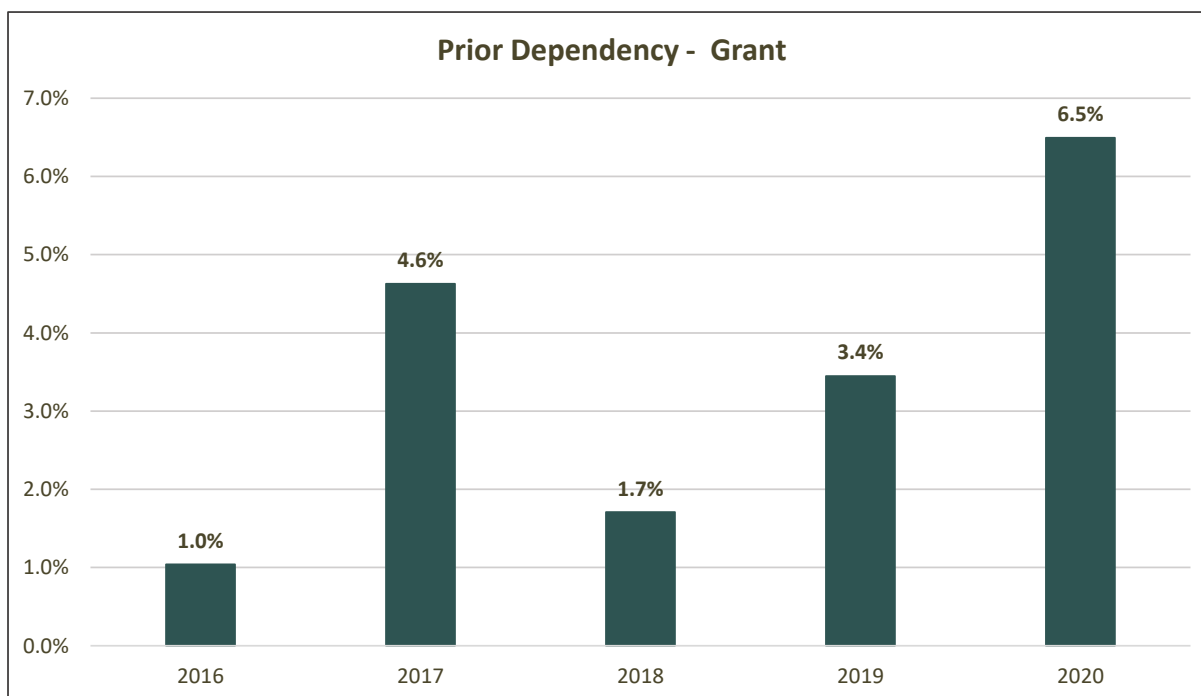
DEMOGRAPHIC CHARACTERISTICS OF CHILDREN IN DEPENDENCY CASES BY YEAR OF PETITION

			2016	2017	2018	2019	2020
Grant	Age at Filing	(1) <1 yrs	32%	32%	27%	33%	27%
		(2) 1–2 yrs	21%	19%	13%	11%	24%
		(3) 3–5 yrs	20%	22%	19%	18%	20%
		(4) 6–11 yrs	16%	17%	25%	27%	22%
		(5) 12–17 yrs	11%	9%	16%	10%	8%
	Gender	(1) Female	49%	56%	57%	45%	47%
		(2) Male	51%	44%	43%	55%	53%
	Race	(1) AI/AN				1%	5%
		(3) Black	2%		1%		
		(4) White	46%	32%	38%	39%	32%
		(5) Hispanic	44%	55%	47%	46%	43%
		(6) AI/AN-Multi	2%	4%	6%	9%	10%
		(7) Black-Multi	4%	8%	8%	4%	8%
		(8) Other-Multi	2%	1%			3%

DEPENDENCY FILINGS & RE-DEPENDENCY

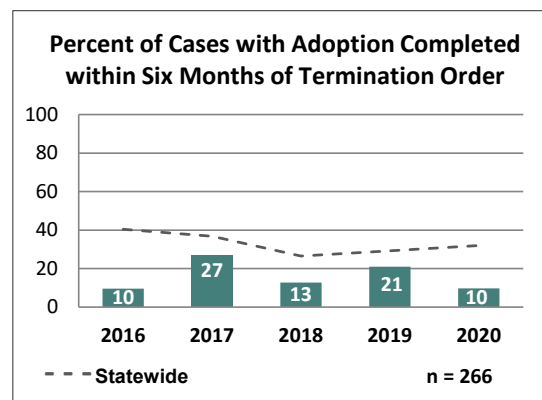
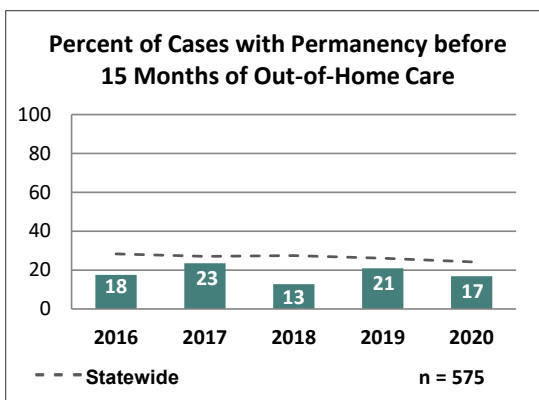
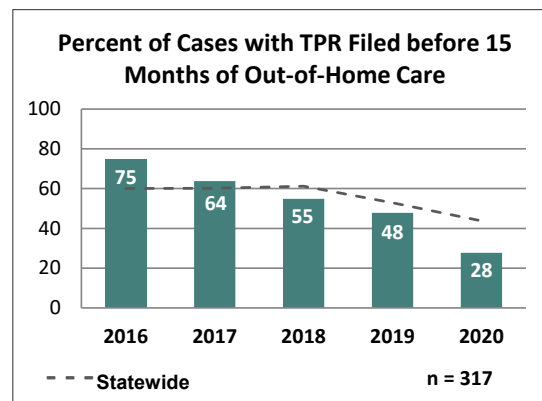
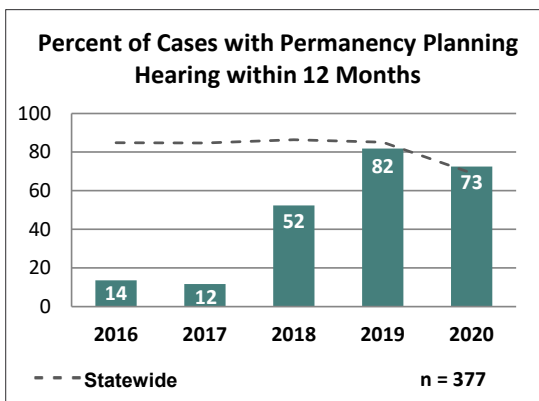
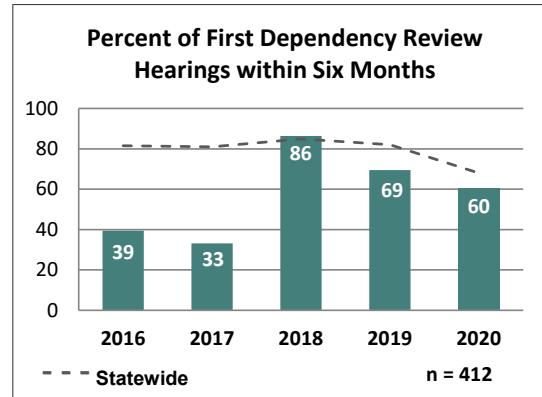
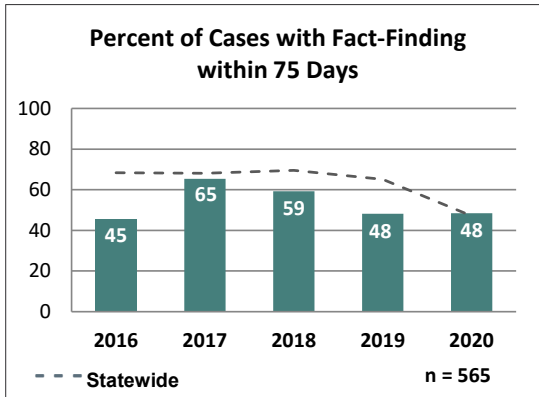


Dependency cases filed during the year that had a PRIOR dependency case for the child that ended with a documented dismissal. Includes priors within county only, and excludes dismissals documented as "Dependency Not Established." Adoption disruptions leading to re-dependency are currently not available.



This page left intentionally blank.

PERFORMANCE MEASURES



< 20 Case Events



20+ Case Events

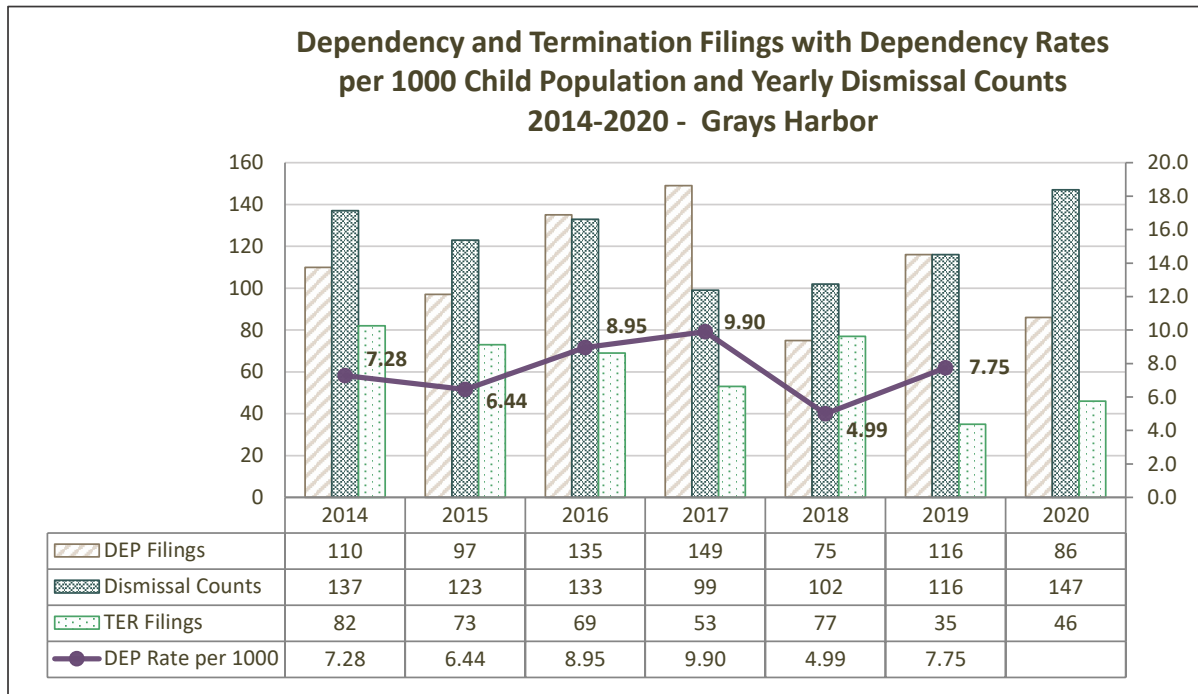
PERMANENCY OUTCOMES

Outcome	Values	2016	2017	2018	2019	2020
Adoptions	Median Months	33	26	34	30	38
	% < 15 Months to Outcome	0%	14%	2%	2%	3%
Age of Majority/Emancipation	Median Months	43	39	65	62.5	33
	% < 15 Months to Outcome	11%	0%	0%	0%	20%
Guardianships	Median Months	26.5	37	40	27.5	42
	% < 15 Months to Outcome	0%	18%	0%	0%	0%
Reunifications	Median Months	15	17	19.5	16	19
	% < 15 Months to Outcome	47%	38%	29%	47%	30%

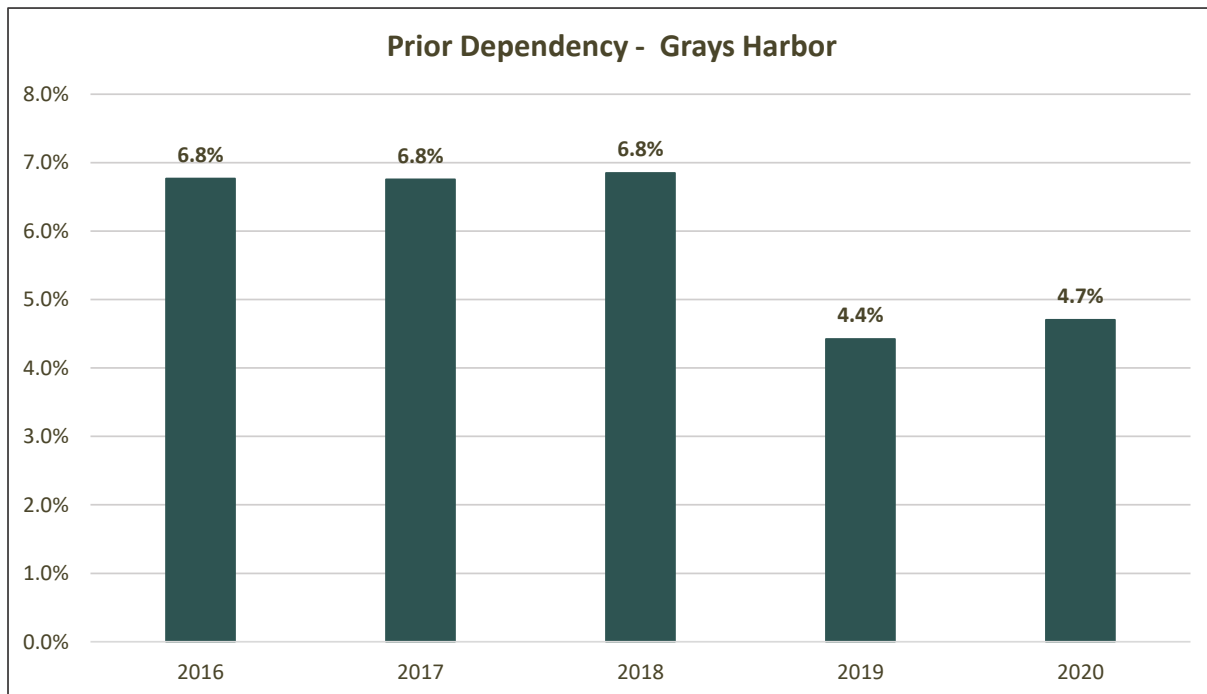
DEMOGRAPHIC CHARACTERISTICS OF CHILDREN IN DEPENDENCY CASES BY YEAR OF PETITION

			2016	2017	2018	2019	2020
Grays Harbor	Age at Filing	(1) <1 yrs	34%	34%	47%	31%	44%
		(2) 1–2 yrs	14%	12%	22%	14%	14%
		(3) 3–5 yrs	15%	20%	11%	18%	15%
		(4) 6–11 yrs	23%	24%	15%	23%	11%
		(5) 12–17 yrs	15%	8%	5%	15%	14%
		(6) >17 yrs		1%			1%
	Gender	(1) Female	36%	56%	56%	53%	43%
		(2) Male	64%	44%	44%	47%	57%
	Race	(1) AI/AN	5%	3%	7%	7%	4%
		(2) Asian/PI	1%	2%			
		(3) Black					3%
		(4) White	72%	63%	59%	61%	66%
		(5) Hispanic	7%	14%	11%	16%	9%
		(6) AI/AN-Multi	11%	10%	11%	12%	13%
		(7) Black-Multi	2%	7%	10%	4%	6%
		(8) Other-Multi	2%	1%	3%		

DEPENDENCY FILINGS & RE-DEPENDENCY

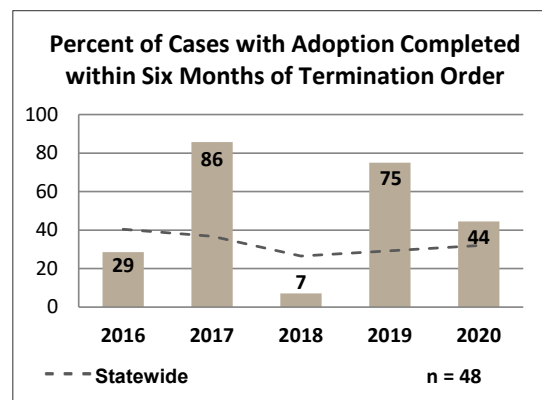
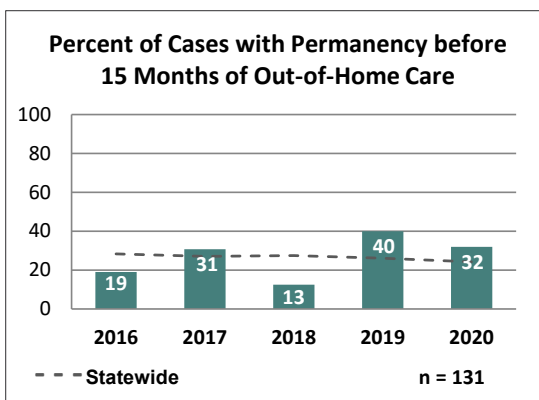
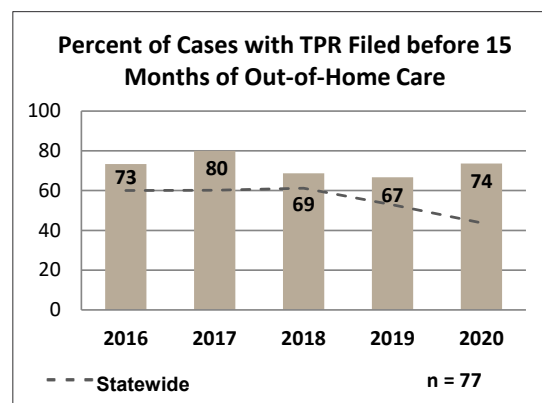
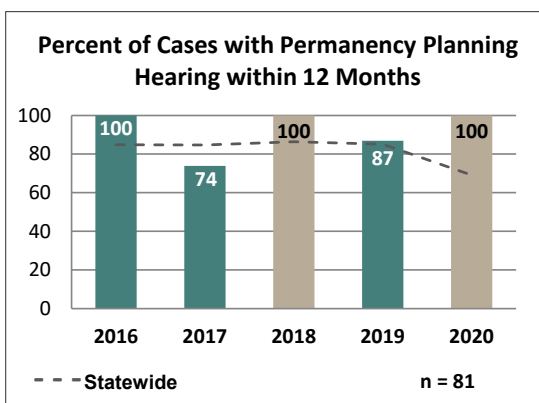
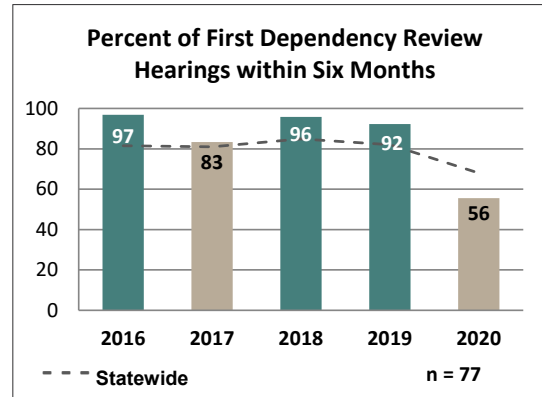
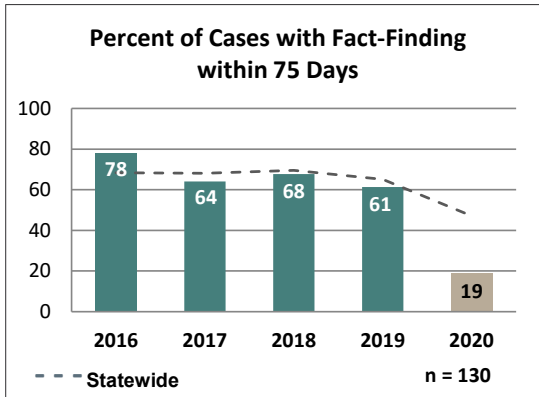


Dependency cases filed during the year that had a PRIOR dependency case for the child that ended with a documented dismissal. Includes priors within county only, and excludes dismissals documented as "Dependency Not Established." Adoption disruptions leading to re-dependency are currently not available.



This page left intentionally blank.

PERFORMANCE MEASURES



< 20 Case Events



20+ Case Events

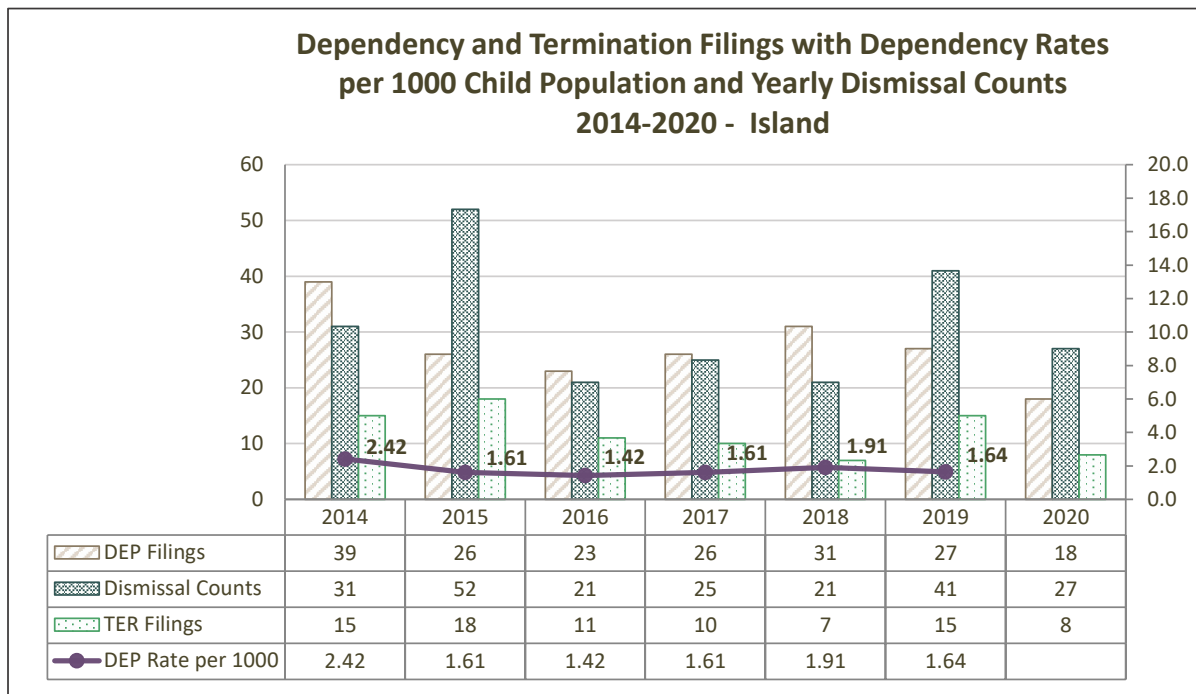
PERMANENCY OUTCOMES

Outcome	Values	2016	2017	2018	2019	2020
Adoptions	Median Months	27	25	29	24	18
	% < 15 Months to Outcome	0%	0%	13%	14%	11%
Age of Majority/Emancipation	Median Months		188		19	
	% < 15 Months to Outcome		0%		50%	
Guardianships	Median Months		23	28	14.5	18
	% < 15 Months to Outcome		0%	0%	50%	0%
Reunifications	Median Months	14	16	27	17.5	7
	% < 15 Months to Outcome	57%	47%	17%	46%	58%

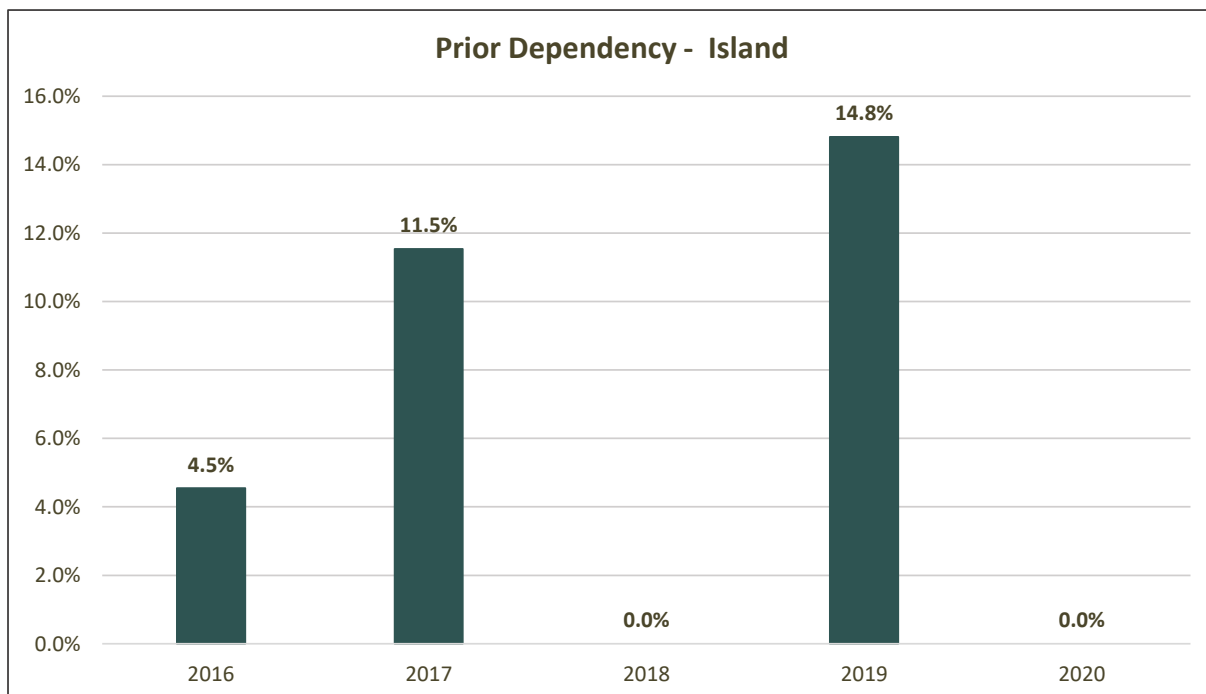
DEMOGRAPHIC CHARACTERISTICS OF CHILDREN IN DEPENDENCY CASES BY YEAR OF PETITION

			2016	2017	2018	2019	2020
Island	Age at Filing	(1) <1 yrs	26%	46%	30%	38%	24%
		(2) 1–2 yrs	26%	4%	20%	15%	18%
		(3) 3–5 yrs	4%	8%	13%	15%	35%
		(4) 6–11 yrs	22%	27%	27%	19%	6%
		(5) 12–17 yrs	22%	15%	10%	12%	18%
	Gender	(1) Female	57%	50%	57%	50%	41%
		(2) Male	43%	50%	43%	50%	59%
	Race	(1) AI/AN		4%		8%	
		(2) Asian/PI	4%				
		(3) Black		8%	3%	4%	6%
		(4) White	57%	50%	80%	65%	71%
		(5) Hispanic	9%	8%			12%
		(6) AI/AN-Multi	13%	15%	3%	19%	12%
		(7) Black-Multi	17%	15%	13%	4%	

DEPENDENCY FILINGS & RE-DEPENDENCY

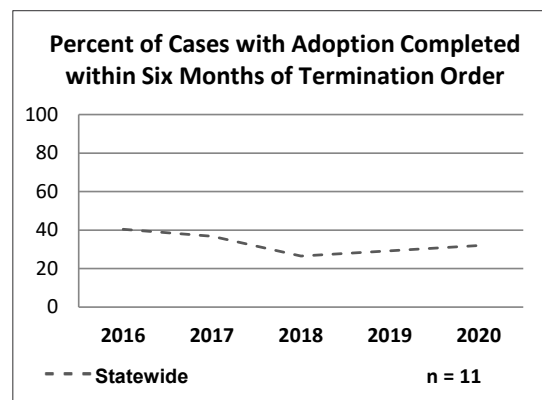
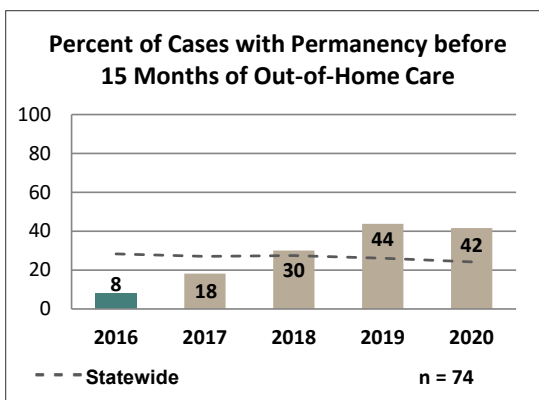
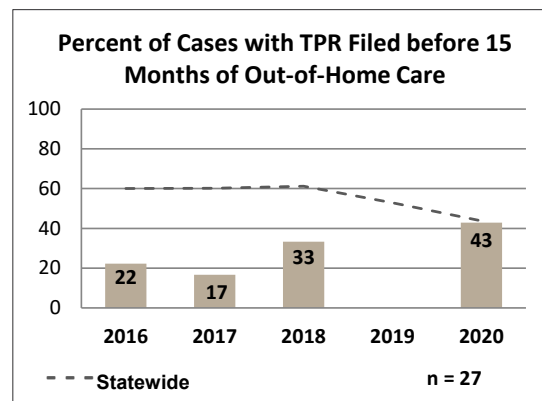
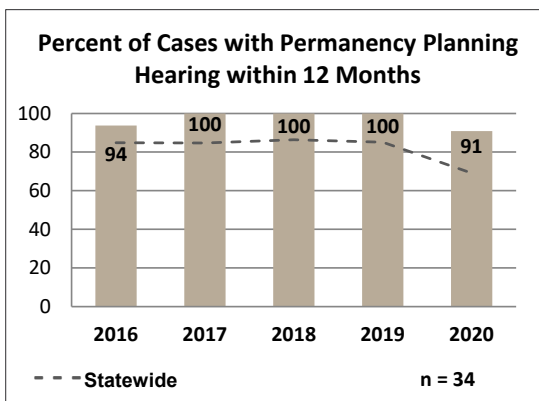
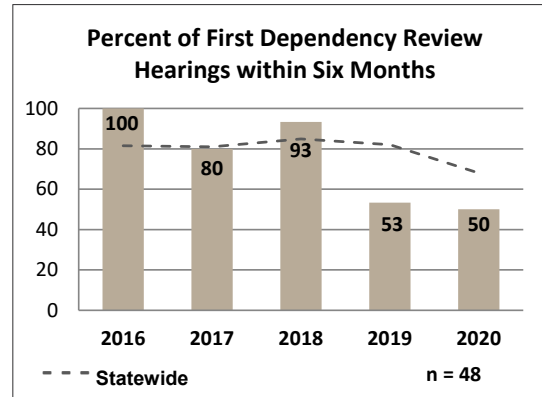
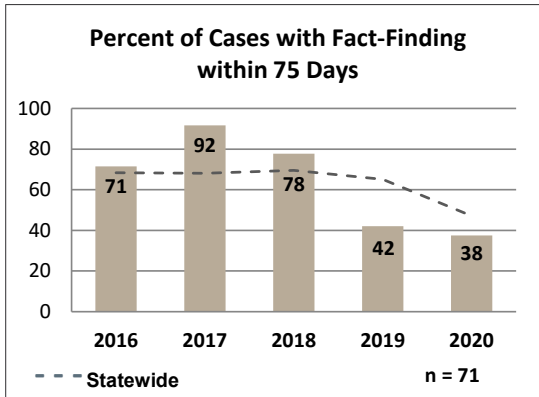


Dependency cases filed during the year that had a PRIOR dependency case for the child that ended with a documented dismissal. Includes priors within county only, and excludes dismissals documented as "Dependency Not Established." Adoption disruptions leading to re-dependency are currently not available.



This page left intentionally blank.

PERFORMANCE MEASURES



< 20 Case Events



20+ Case Events

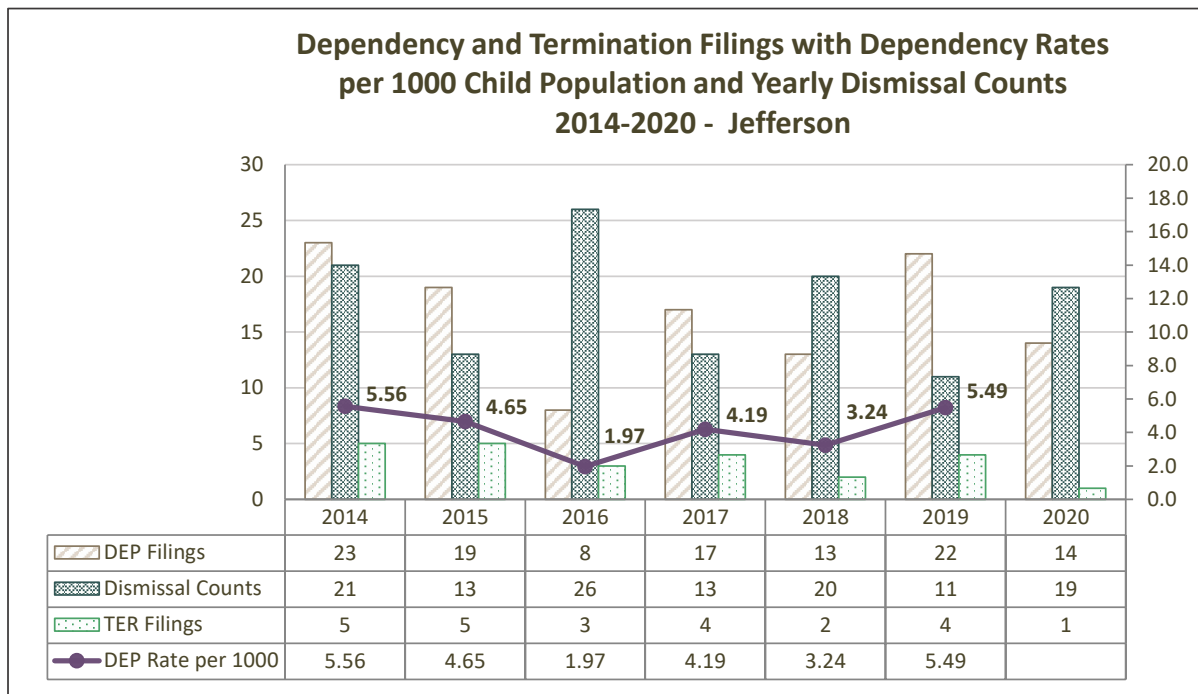
PERMANENCY OUTCOMES

Outcome	Values	2016	2017	2018	2019	2020
Adoptions	Median Months	39	51			31
	% < 15 Months to Outcome	0%	0%			0%
Age of Majority/Emancipation	Median Months	59.5				
	% < 15 Months to Outcome	0%				
Guardianships	Median Months	43	22	33.5	16	
	% < 15 Months to Outcome	0%	0%	0%	33%	
Reunifications	Median Months	23	3	30	15	28
	% < 15 Months to Outcome	15%	67%	38%	46%	45%

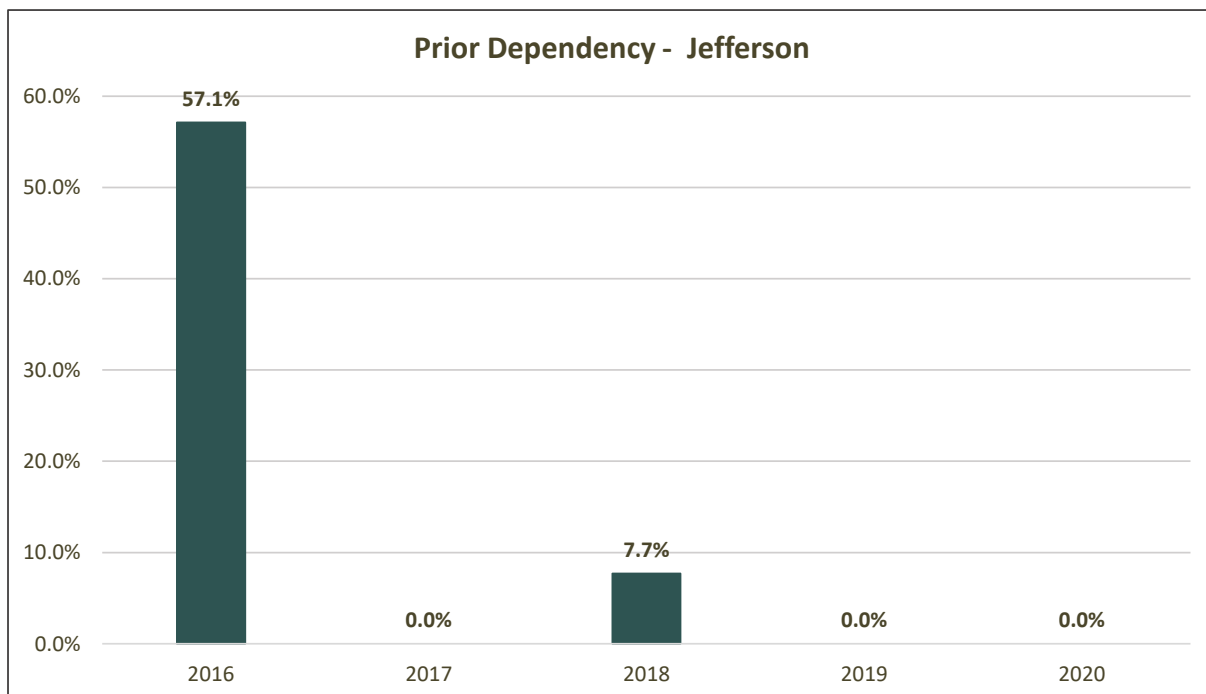
DEMOGRAPHIC CHARACTERISTICS OF CHILDREN IN DEPENDENCY CASES BY YEAR OF PETITION

			2016	2017	2018	2019	2020
Jefferson	Age at Filing	(1) <1 yrs	13%	31%	25%	38%	21%
		(2) 1–2 yrs		19%	33%	14%	7%
		(3) 3–5 yrs	13%	6%	17%	10%	21%
		(4) 6–11 yrs	50%	38%	17%	24%	14%
		(5) 12–17 yrs	25%	6%	8%	14%	36%
	Gender	(1) Female	50%	56%	50%	67%	36%
		(2) Male	50%	44%	50%	33%	64%
	Race	(1) AI/AN		6%			
		(4) White	88%	88%	83%	76%	86%
		(5) Hispanic				5%	
		(6) AI/AN-Multi			17%	10%	
		(7) Black-Multi	13%			5%	7%
		(8) Other-Multi		6%		5%	
		(9) Unknown					7%

DEPENDENCY FILINGS & RE-DEPENDENCY

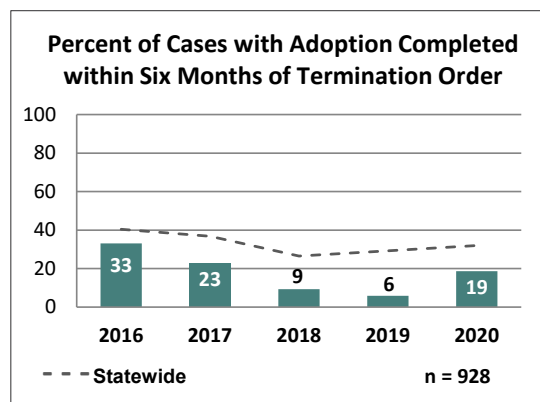
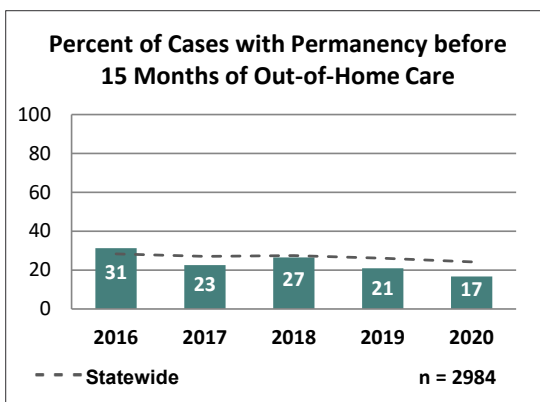
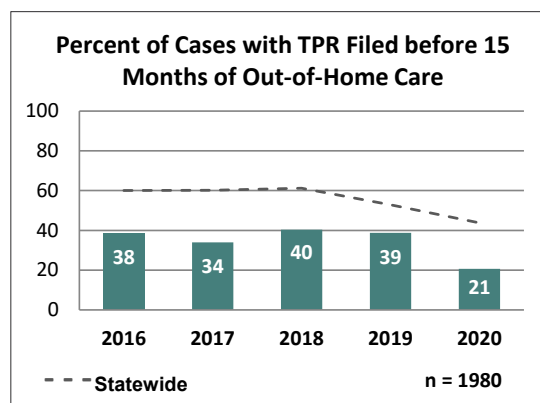
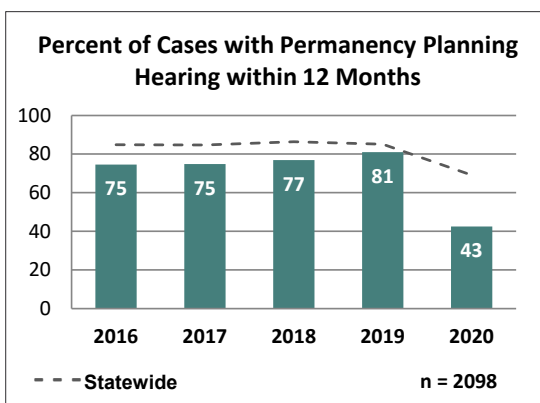
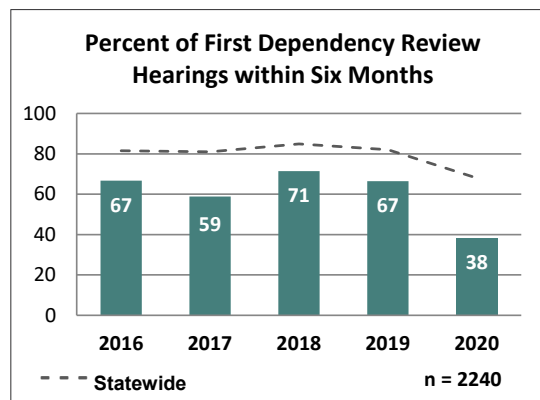
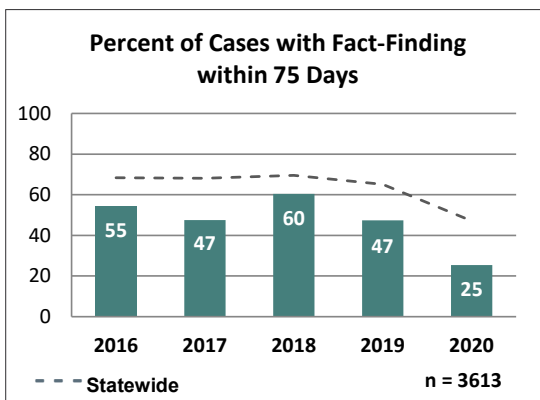


Dependency cases filed during the year that had a PRIOR dependency case for the child that ended with a documented dismissal. Includes priors within county only, and excludes dismissals documented as "Dependency Not Established." Adoption disruptions leading to re-dependency are currently not available.



This page left intentionally blank.

PERFORMANCE MEASURES



< 20 Case Events



20+ Case Events

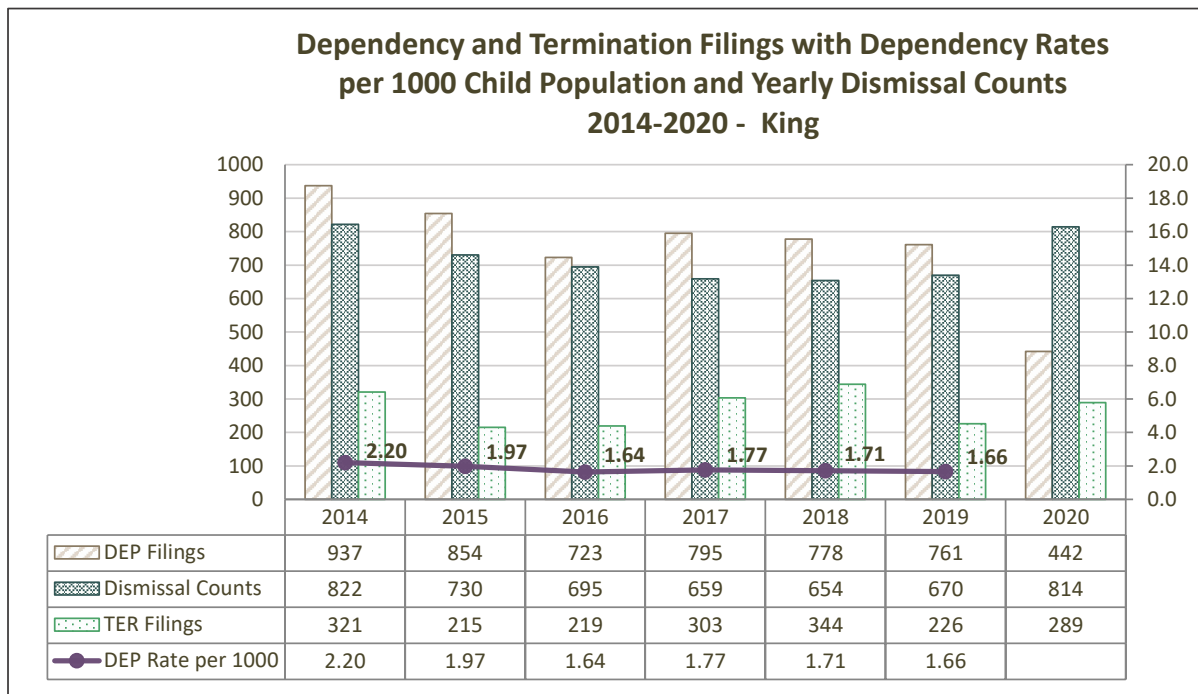
PERMANENCY OUTCOMES

Outcome	Values	2016	2017	2018	2019	2020
Adoptions	Median Months	35	40	42	44	42
	% < 15 Months to Outcome	3%	1%	1%	1%	0%
Age of Majority/Emancipation	Median Months	64.5	62	58	55	62
	% < 15 Months to Outcome	10%	2%	8%	10%	9%
Guardianships	Median Months	32	34	44	43	45
	% < 15 Months to Outcome	23%	3%	5%	4%	19%
Reunifications	Median Months	15	18	18	18	20
	% < 15 Months to Outcome	47%	42%	42%	42%	32%

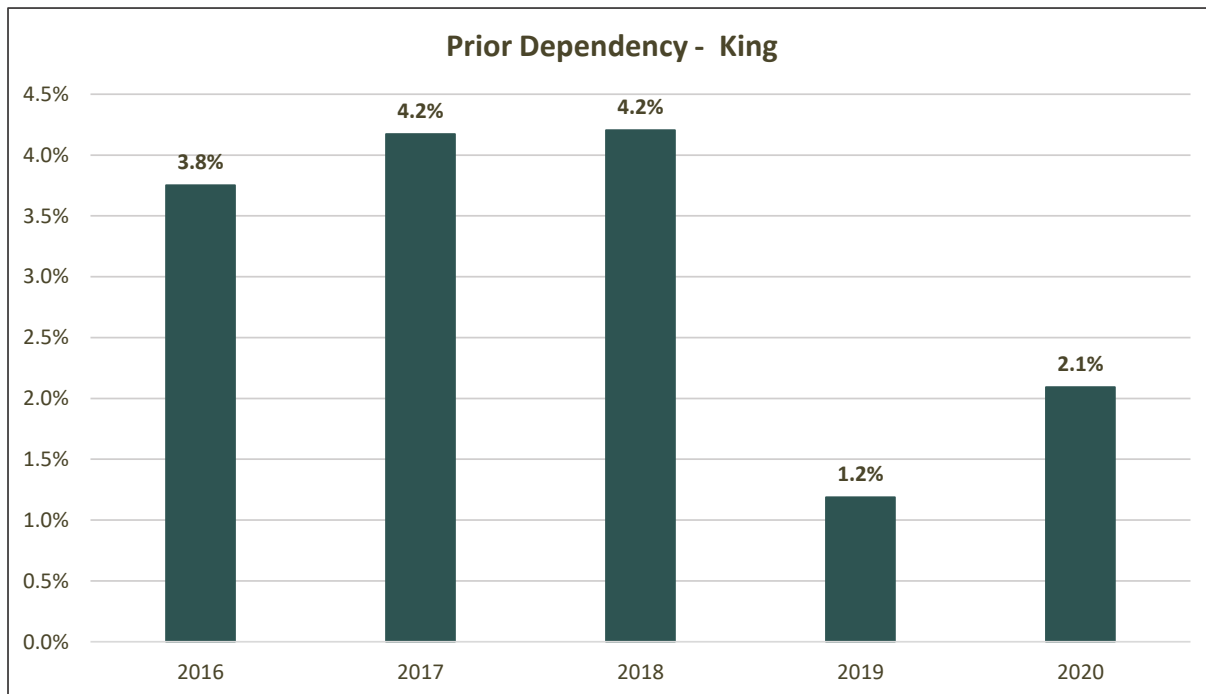
DEMOGRAPHIC CHARACTERISTICS OF CHILDREN IN DEPENDENCY CASES BY YEAR OF PETITION

			2016	2017	2018	2019	2020
King	Age at Filing	(1) <1 yrs	26%	28%	27%	31%	39%
		(2) 1–2 yrs	14%	13%	15%	10%	13%
		(3) 3–5 yrs	14%	16%	17%	16%	14%
		(4) 6–11 yrs	27%	25%	23%	25%	16%
		(5) 12–17 yrs	18%	17%	19%	18%	17%
		(6) >17 yrs	0%	0%		0%	1%
	Gender	(1) Female	52%	48%	48%	50%	47%
		(2) Male	48%	52%	52%	50%	53%
	Race	(1) AI/AN	4%	2%	2%	2%	1%
		(2) Asian/PI	7%	7%	5%	6%	3%
		(3) Black	21%	23%	20%	20%	22%
		(4) White	35%	36%	34%	31%	33%
		(5) Hispanic	11%	10%	16%	15%	12%
		(6) AI/AN-Multi	7%	6%	8%	12%	14%
		(7) Black-Multi	10%	11%	12%	12%	14%
		(8) Other-Multi	6%	4%	3%	3%	2%
		(9) Unknown	0%	1%			0%

DEPENDENCY FILINGS & RE-DEPENDENCY

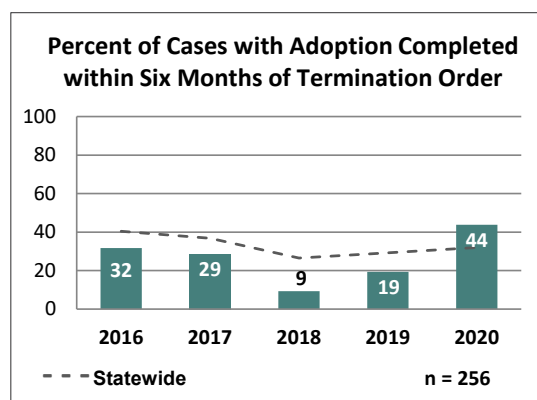
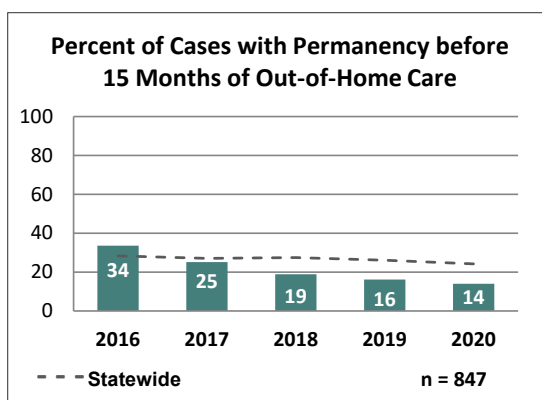
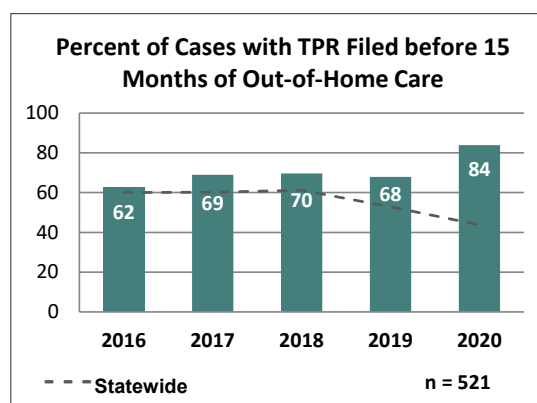
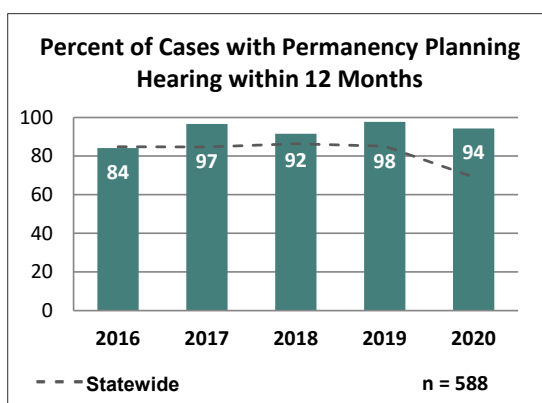
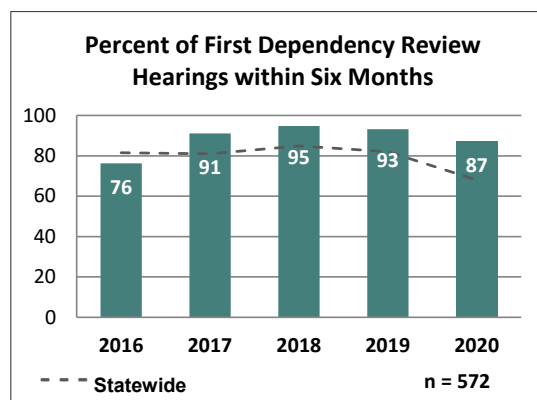
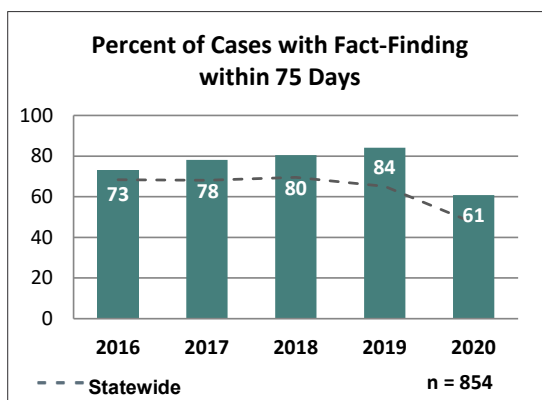


Dependency cases filed during the year that had a PRIOR dependency case for the child that ended with a documented dismissal. Includes priors within county only, and excludes dismissals documented as "Dependency Not Established." Adoption disruptions leading to re-dependency are currently not available.



This page left intentionally blank.

PERFORMANCE MEASURES



< 20 Case Events



20+ Case Events

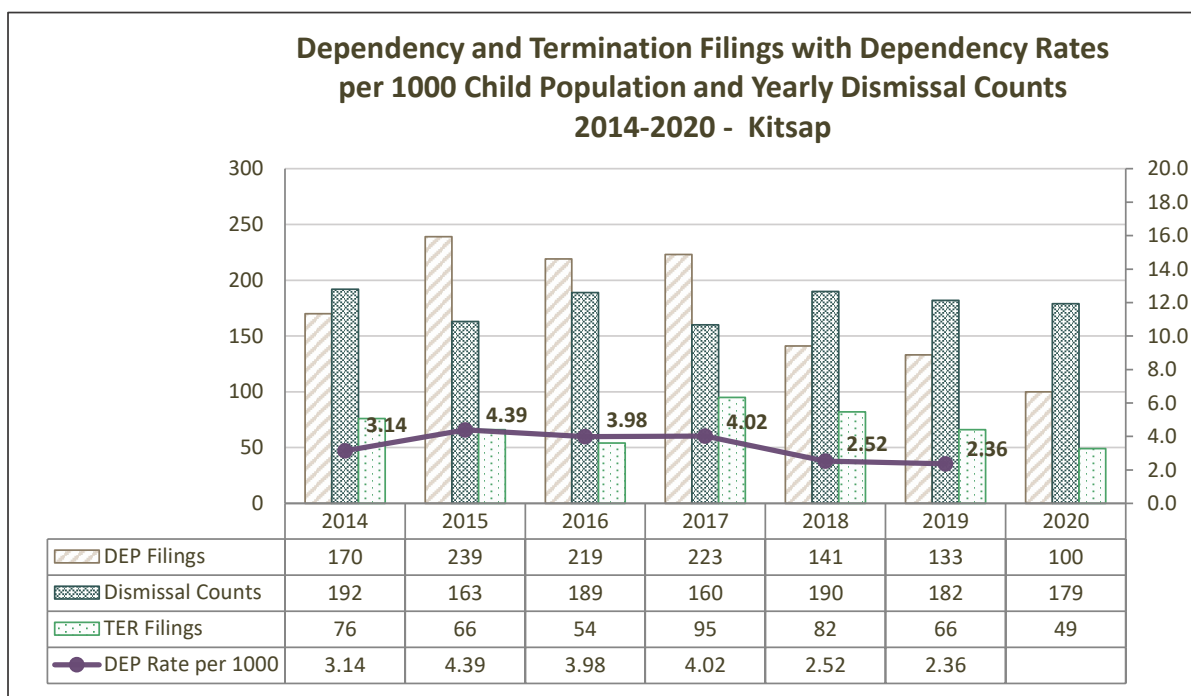
PERMANENCY OUTCOMES

Outcome	Values	2016	2017	2018	2019	2020
Adoptions	Median Months	30	28	33	32	32
	% < 15 Months to Outcome	0%	3%	2%	3%	2%
Age of Majority/Emancipation	Median Months	8.5	23.5	66	45.5	50.5
	% < 15 Months to Outcome	67%	25%	0%	0%	8%
Guardianships	Median Months	18	34	34	33	
	% < 15 Months to Outcome	12%	36%	0%	9%	
Reunifications	Median Months	15	19	21	24	27
	% < 15 Months to Outcome	49%	32%	29%	25%	24%

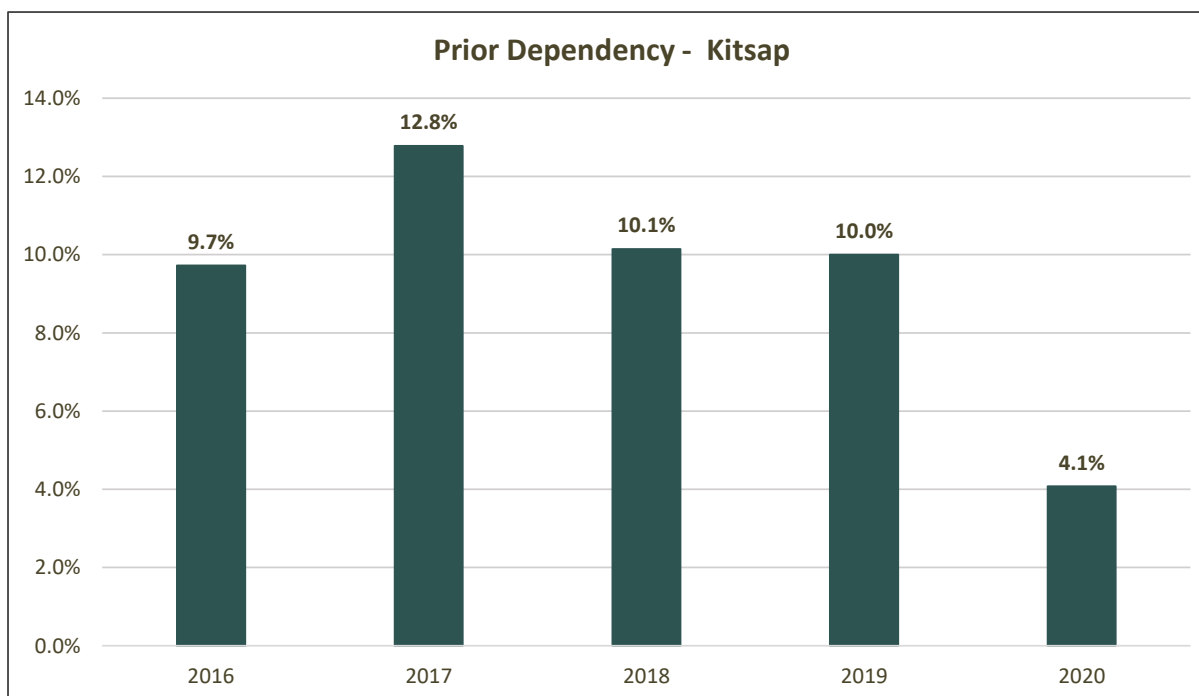
DEMOGRAPHIC CHARACTERISTICS OF CHILDREN IN DEPENDENCY CASES BY YEAR OF PETITION

			2016	2017	2018	2019	2020
Kitsap	Age at Filing	(1) <1 yrs	29%	25%	26%	28%	36%
		(2) 1–2 yrs	14%	15%	18%	15%	10%
		(3) 3–5 yrs	16%	20%	16%	14%	18%
		(4) 6–11 yrs	22%	26%	25%	25%	22%
		(5) 12–17 yrs	20%	13%	15%	19%	12%
		(6) >17 yrs					1%
	Gender	(1) Female	51%	49%	51%	47%	49%
		(2) Male	49%	51%	49%	53%	51%
	Race	(1) AI/AN	2%	2%	1%	9%	3%
		(2) Asian/PI	1%	4%	1%	1%	6%
		(3) Black	6%	3%	4%	5%	3%
		(4) White	62%	54%	62%	58%	52%
		(5) Hispanic	10%	9%	7%	9%	7%
		(6) AI/AN-Multi	11%	12%	10%	10%	10%
		(7) Black-Multi	7%	12%	10%	7%	12%
		(8) Other-Multi	0%	4%	4%	2%	2%
		(9) Unknown					4%

DEPENDENCY FILINGS & RE-DEPENDENCY

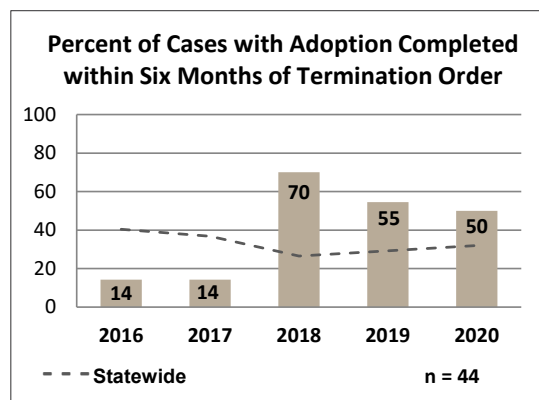
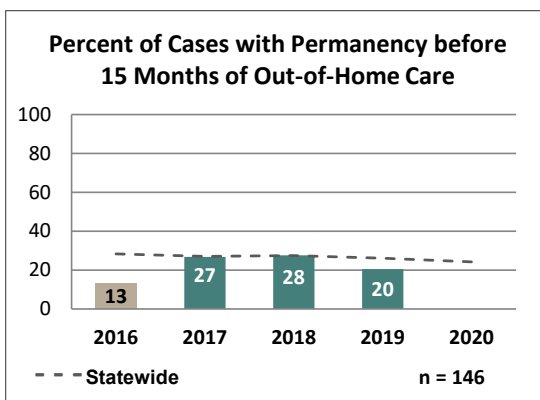
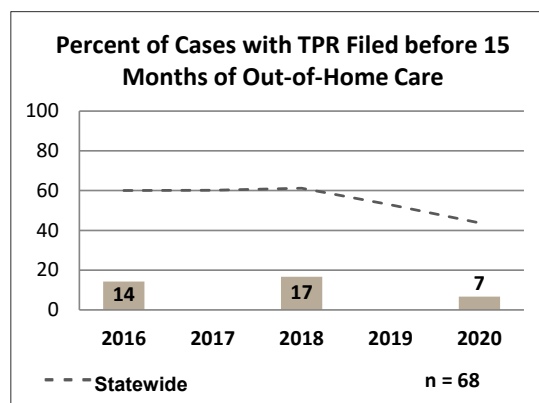
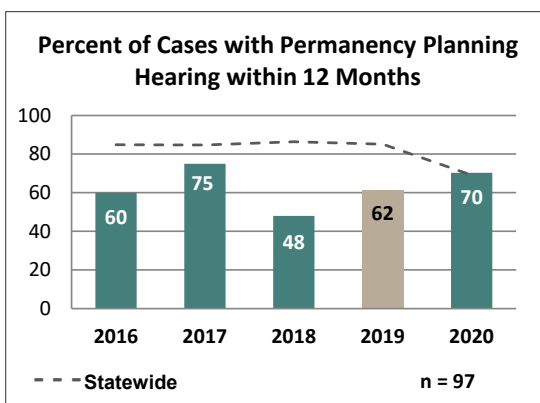
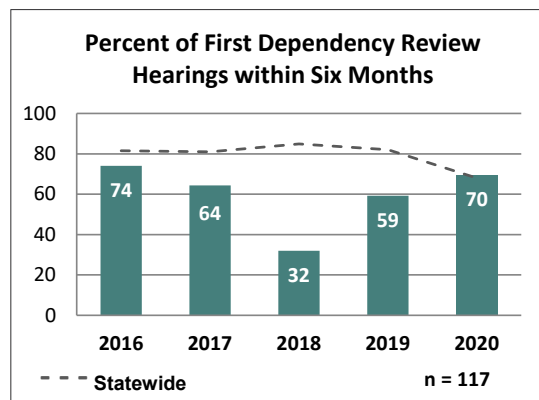
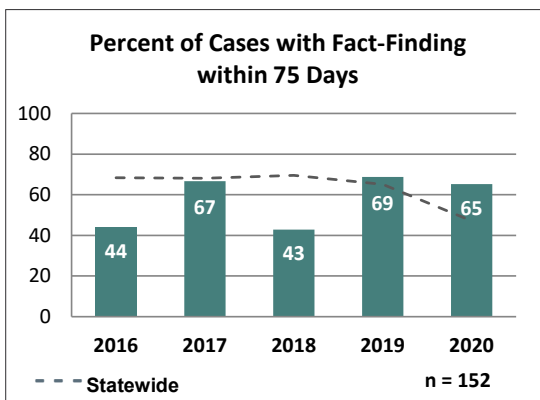


Dependency cases filed during the year that had a PRIOR dependency case for the child that ended with a documented dismissal. Includes priors within county only, and excludes dismissals documented as "Dependency Not Established." Adoption disruptions leading to re-dependency are currently not available.



This page left intentionally blank.

PERFORMANCE MEASURES



< 20 Case Events



20+ Case Events

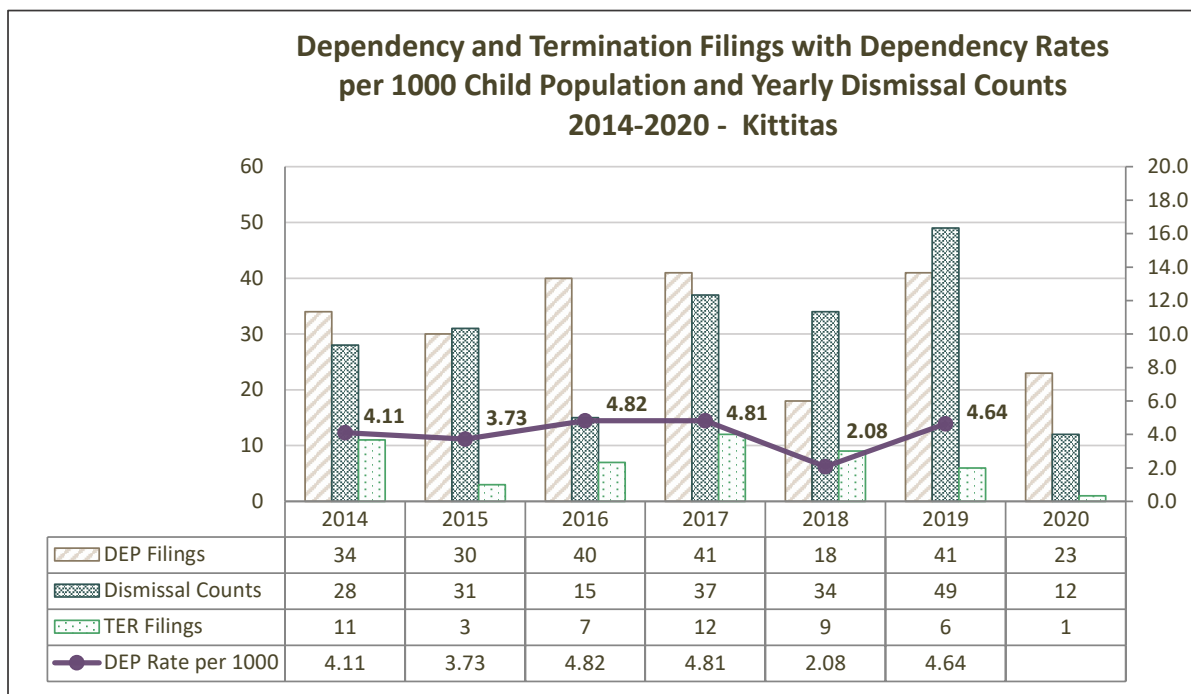
PERMANENCY OUTCOMES

Outcome	Values	2016	2017	2018	2019	2020
Adoptions	Median Months	36	65	33	36	56
	% < 15 Months to Outcome	0%	0%	0%	0%	0%
Age of Majority/Emancipation	Median Months	53	88	35	28.5	50
	% < 15 Months to Outcome	0%	0%	0%	0%	0%
Guardianships	Median Months	18	67	42.5	33	46
	% < 15 Months to Outcome	0%	0%	0%	0%	0%
Reunifications	Median Months	15	11	15.5	20	34
	% < 15 Months to Outcome	40%	52%	50%	47%	0%

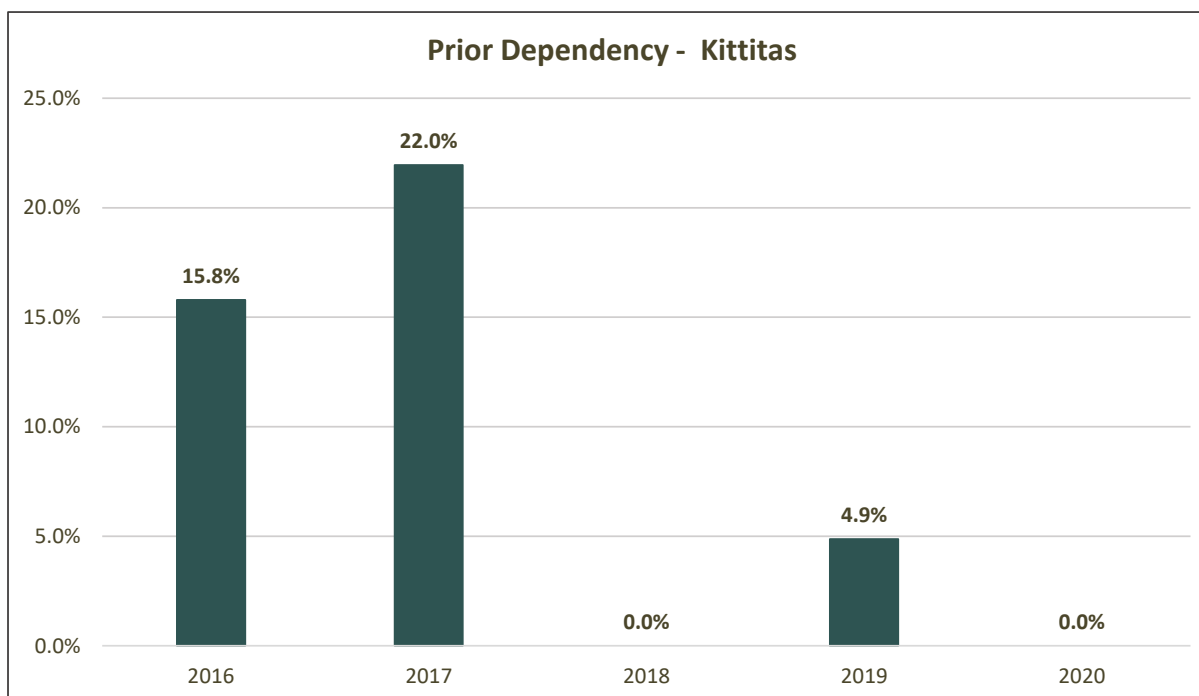
DEMOGRAPHIC CHARACTERISTICS OF CHILDREN IN DEPENDENCY CASES BY YEAR OF PETITION

			2016	2017	2018	2019	2020
Kittitas	Age at Filing	(1) <1 yrs	13%	20%	17%	27%	27%
		(2) 1–2 yrs	23%	2%	28%	2%	36%
		(3) 3–5 yrs	20%	17%	6%	24%	27%
		(4) 6–11 yrs	25%	41%	22%	22%	
		(5) 12–17 yrs	20%	20%	28%	22%	9%
		(6) >17 yrs				2%	
	Gender	(1) Female	63%	51%	39%	56%	59%
		(2) Male	38%	49%	61%	44%	41%
	Race	(1) AI/AN	3%		11%		
		(2) Asian/PI		5%			
		(3) Black	3%				
		(4) White	58%	54%	67%	46%	41%
		(5) Hispanic	3%	29%	6%	29%	27%
		(6) AI/AN-Multi	23%		11%	15%	27%
		(7) Black-Multi	8%	10%		10%	5%
		(8) Other-Multi	5%	2%	6%		

DEPENDENCY FILINGS & RE-DEPENDENCY

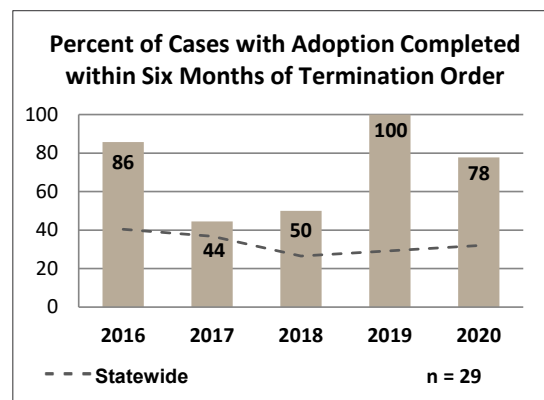
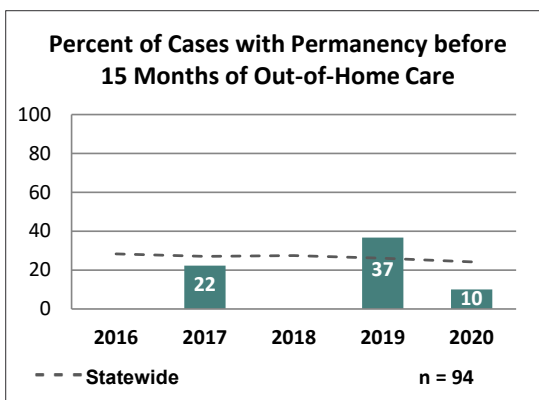
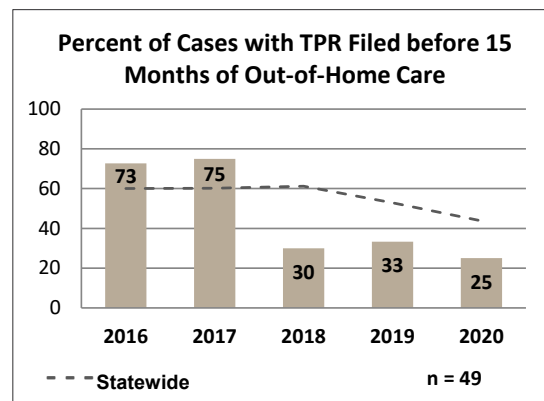
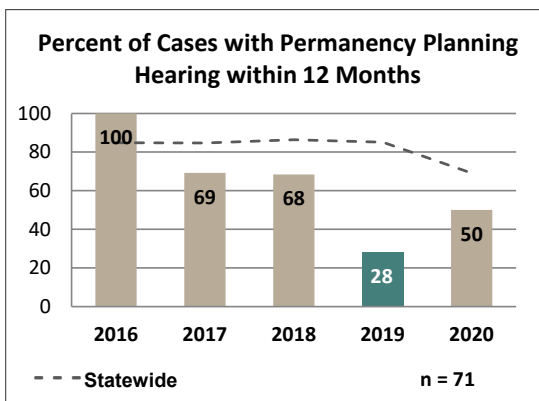
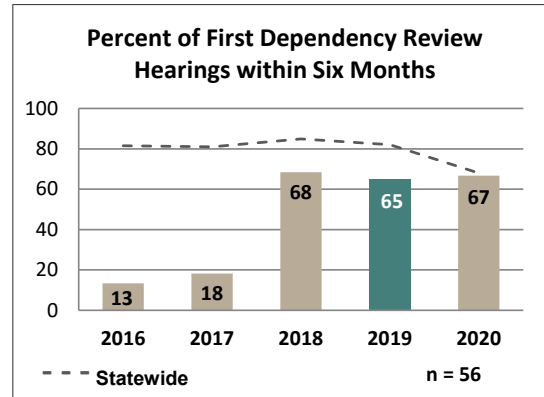
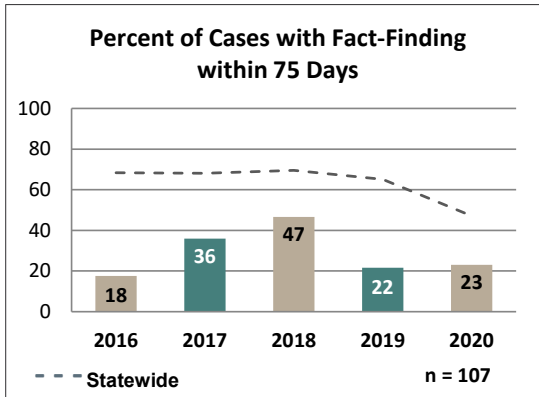


Dependency cases filed during the year that had a PRIOR dependency case for the child that ended with a documented dismissal. Includes priors within county only, and excludes dismissals documented as "Dependency Not Established." Adoption disruptions leading to re-dependency are currently not available.



This page left intentionally blank.

PERFORMANCE MEASURES



< 20 Case Events



20+ Case Events

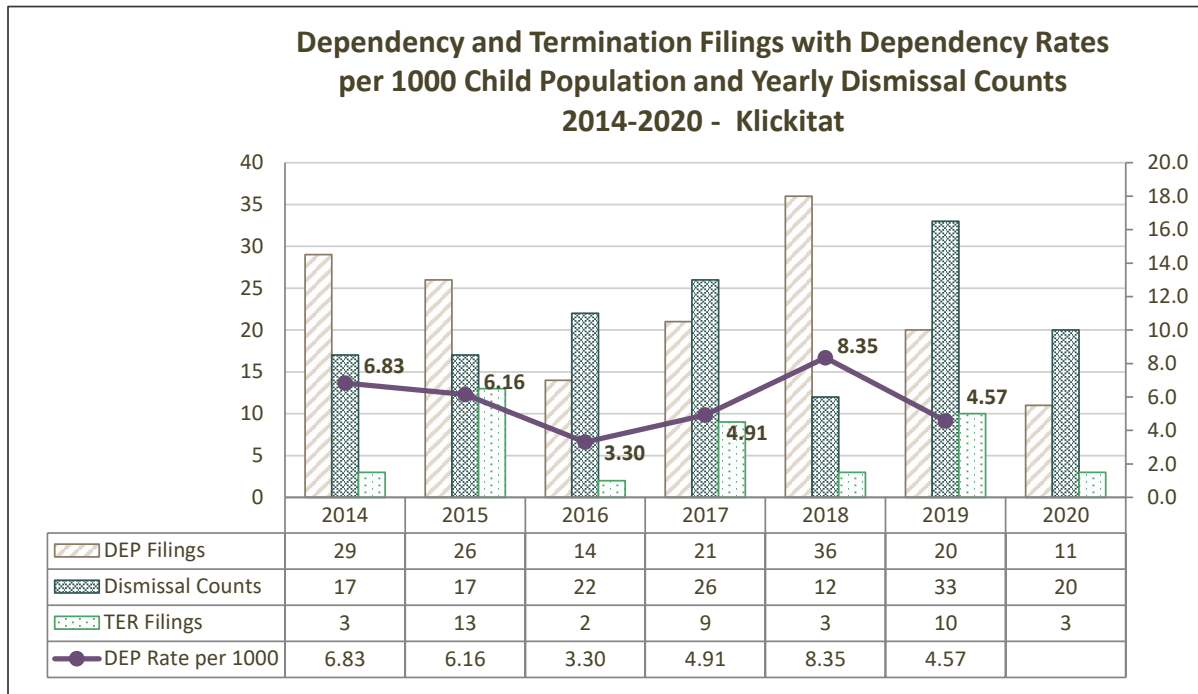
PERMANENCY OUTCOMES

Outcome	Values	2016	2017	2018	2019	2020
Adoptions	Median Months	24	35	26	22.5	37
	% < 15 Months to Outcome	0%	11%	0%	0%	0%
Age of Majority/Emancipation	Median Months	48			18	29
	% < 15 Months to Outcome	0%			33%	0%
Guardianships	Median Months	24	15	47	22	26
	% < 15 Months to Outcome	0%	33%	0%	0%	0%
Reunifications	Median Months		23	20	16	15
	% < 15 Months to Outcome		27%	0%	48%	33%

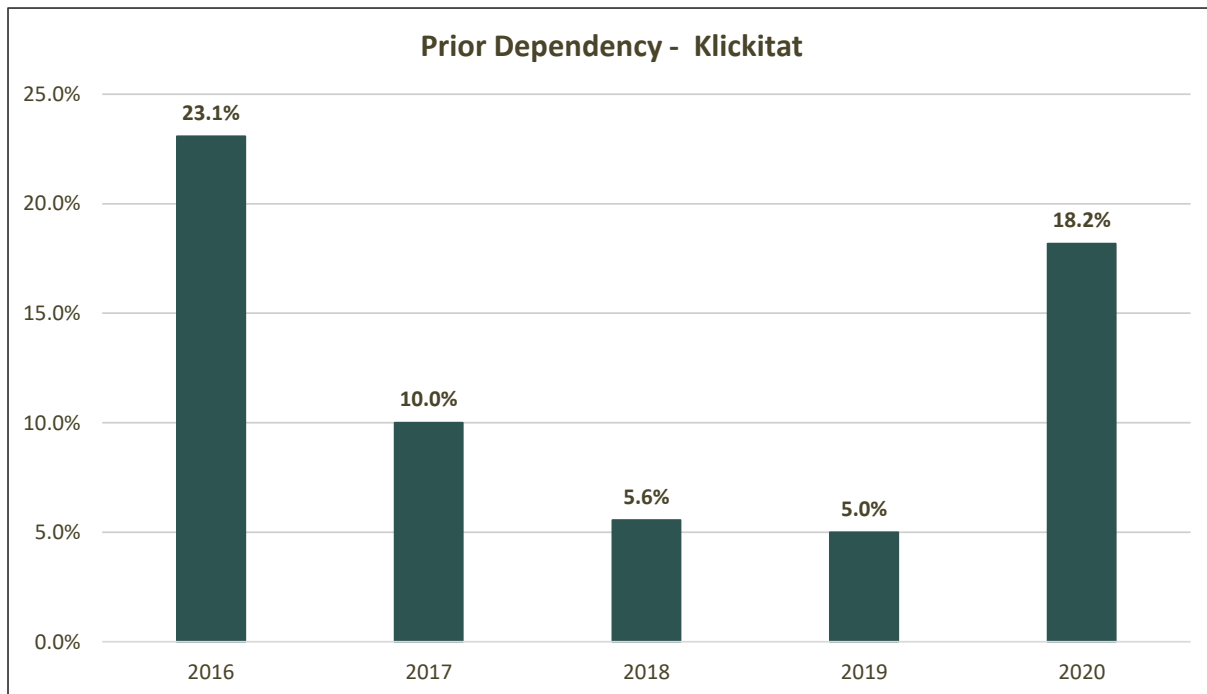
DEMOGRAPHIC CHARACTERISTICS OF CHILDREN IN DEPENDENCY CASES BY YEAR OF PETITION

			2016	2017	2018	2019	2020
Klickitat	Age at Filing	(1) <1 yrs	29%	38%	22%	21%	
		(2) 1–2 yrs	29%	19%	13%	26%	36%
		(3) 3–5 yrs	14%	19%	13%	5%	36%
		(4) 6–11 yrs		19%	22%	26%	18%
		(5) 12–17 yrs	29%	5%	31%	21%	9%
	Gender	(1) Female	43%	33%	41%	63%	64%
		(2) Male	57%	67%	59%	37%	36%
	Race	(1) AI/AN	21%			5%	
		(4) White	79%	95%	88%	68%	55%
		(5) Hispanic		5%	9%		
		(6) AI/AN-Multi			3%	21%	45%
		(7) Black-Multi				5%	

DEPENDENCY FILINGS & RE-DEPENDENCY

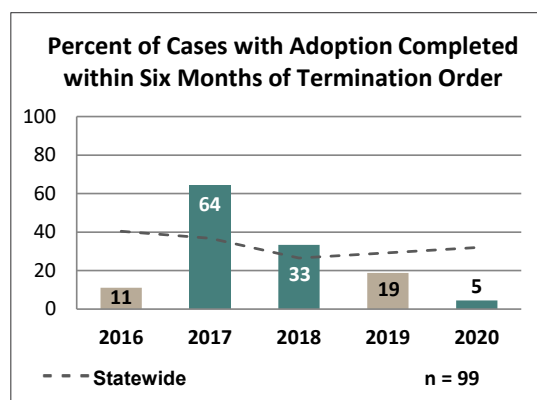
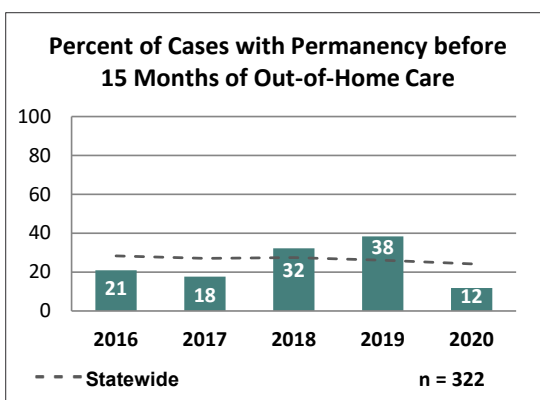
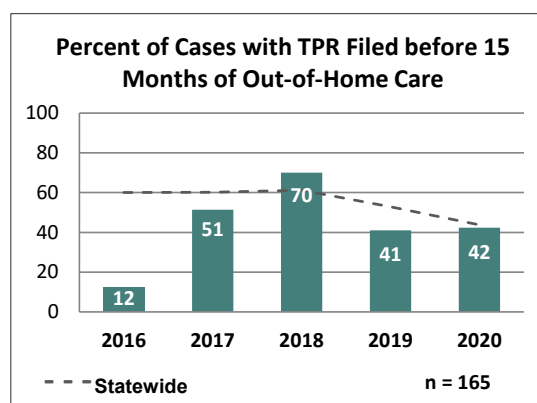
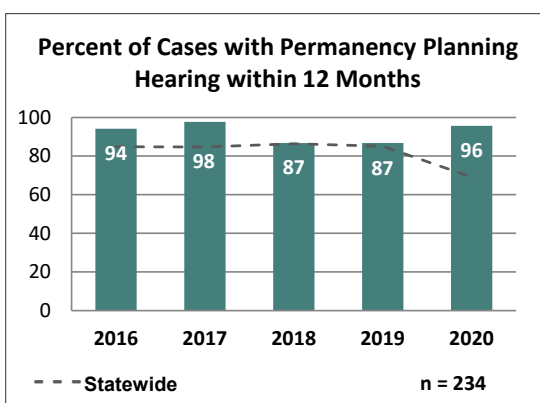
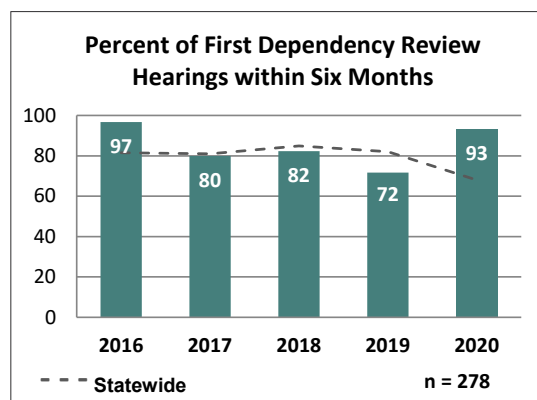
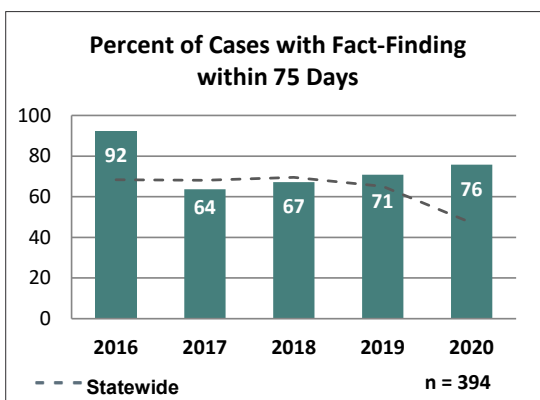


Dependency cases filed during the year that had a PRIOR dependency case for the child that ended with a documented dismissal. Includes priors within county only, and excludes dismissals documented as "Dependency Not Established." Adoption disruptions leading to re-dependency are currently not available.



This page left intentionally blank.

PERFORMANCE MEASURES



< 20 Case Events



20+ Case Events

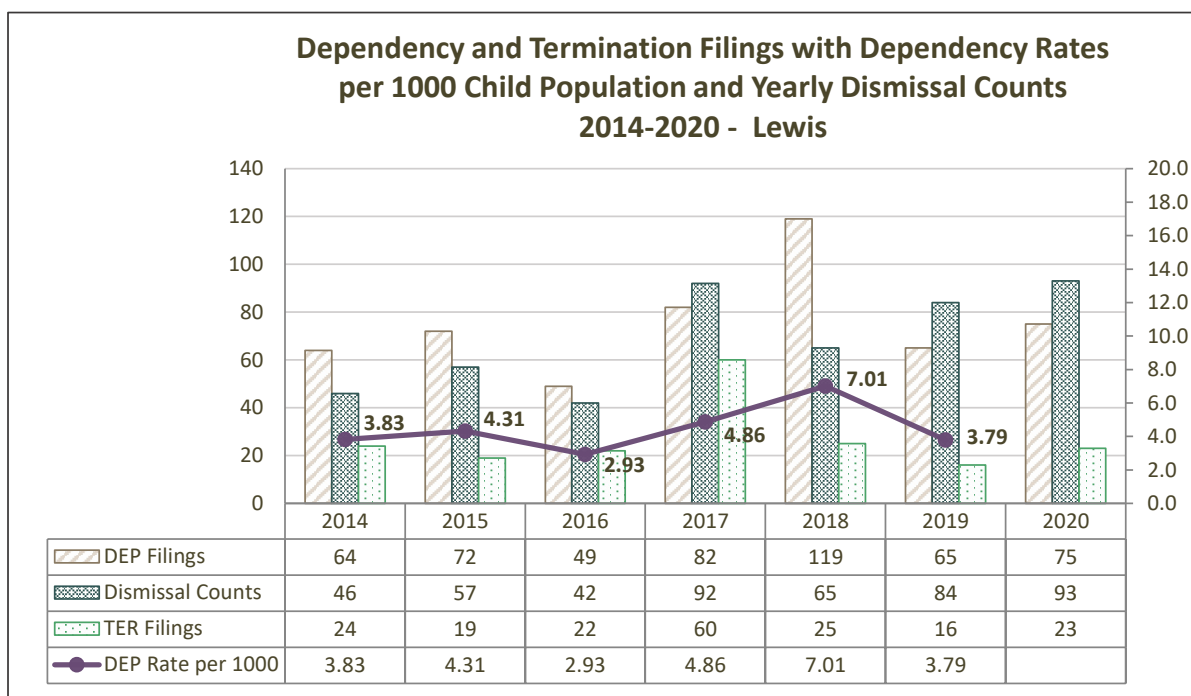
PERMANENCY OUTCOMES

Outcome	Values	2016	2017	2018	2019	2020
Adoptions	Median Months	44	39	32	36	40.5
	% < 15 Months to Outcome	0%	3%	3%	0%	0%
Age of Majority/Emancipation	Median Months	22	60	24	47	24
	% < 15 Months to Outcome	25%	0%	50%	33%	33%
Guardianships	Median Months	27	48.5		11	23
	% < 15 Months to Outcome	0%	0%		57%	11%
Reunifications	Median Months	29	20	12	15	23
	% < 15 Months to Outcome	42%	32%	61%	49%	17%

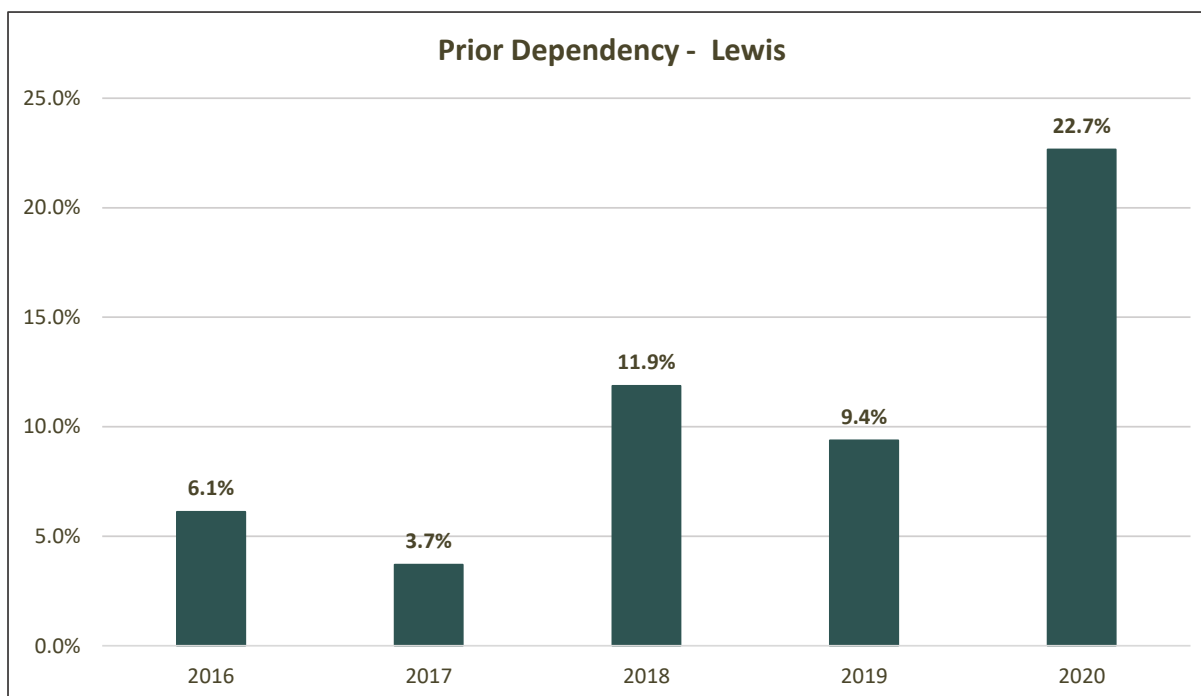
DEMOGRAPHIC CHARACTERISTICS OF CHILDREN IN
DEPENDENCY CASES BY YEAR OF PETITION

			2016	2017	2018	2019	2020
Lewis	Age at Filing	(1) <1 yrs	38%	35%	24%	27%	32%
		(2) 1–2 yrs	13%	17%	11%	19%	16%
		(3) 3–5 yrs	19%	25%	14%	19%	10%
		(4) 6–11 yrs	17%	15%	26%	21%	24%
		(5) 12–17 yrs	15%	8%	26%	13%	18%
	Gender	(1) Female	44%	48%	46%	50%	40%
		(2) Male	56%	52%	54%	50%	60%
	Race	(1) AI/AN	2%	3%	3%		1%
		(2) Asian/PI				5%	1%
		(3) Black		2%	5%		1%
		(4) White	75%	74%	49%	60%	72%
		(5) Hispanic	13%	15%	16%	21%	19%
		(6) AI/AN-Multi	6%	5%	25%	5%	1%
		(7) Black-Multi	4%	2%	4%	6%	
		(8) Other-Multi				3%	
		(9) Unknown					3%

DEPENDENCY FILINGS & RE-DEPENDENCY

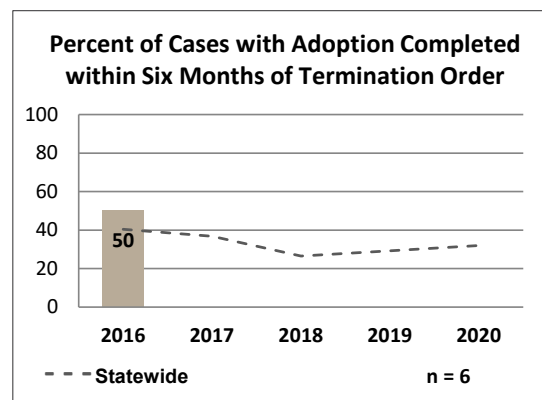
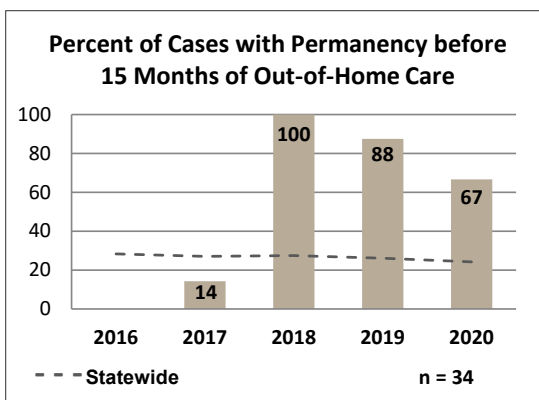
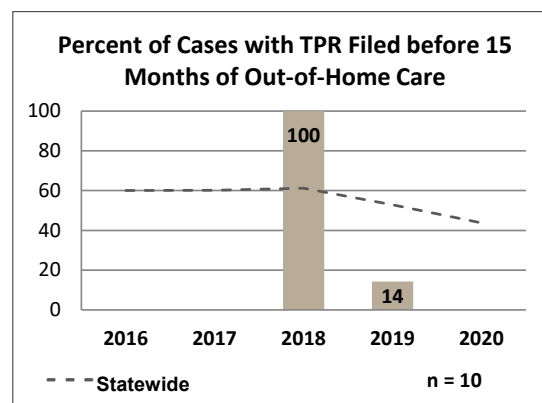
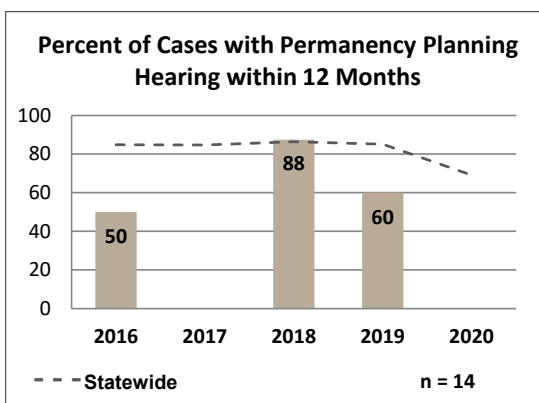
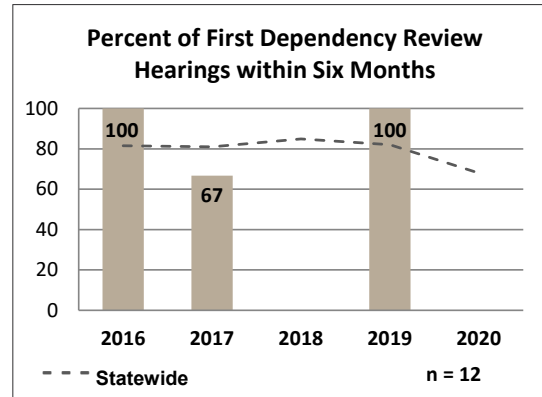
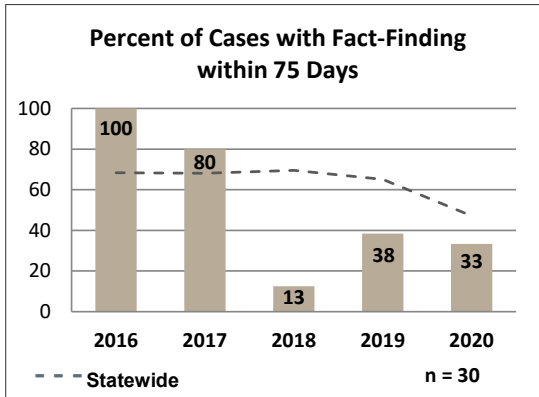


Dependency cases filed during the year that had a PRIOR dependency case for the child that ended with a documented dismissal. Includes priors within county only, and excludes dismissals documented as "Dependency Not Established." Adoption disruptions leading to re-dependency are currently not available.



This page left intentionally blank.

PERFORMANCE MEASURES



< 20 Case Events



20+ Case Events

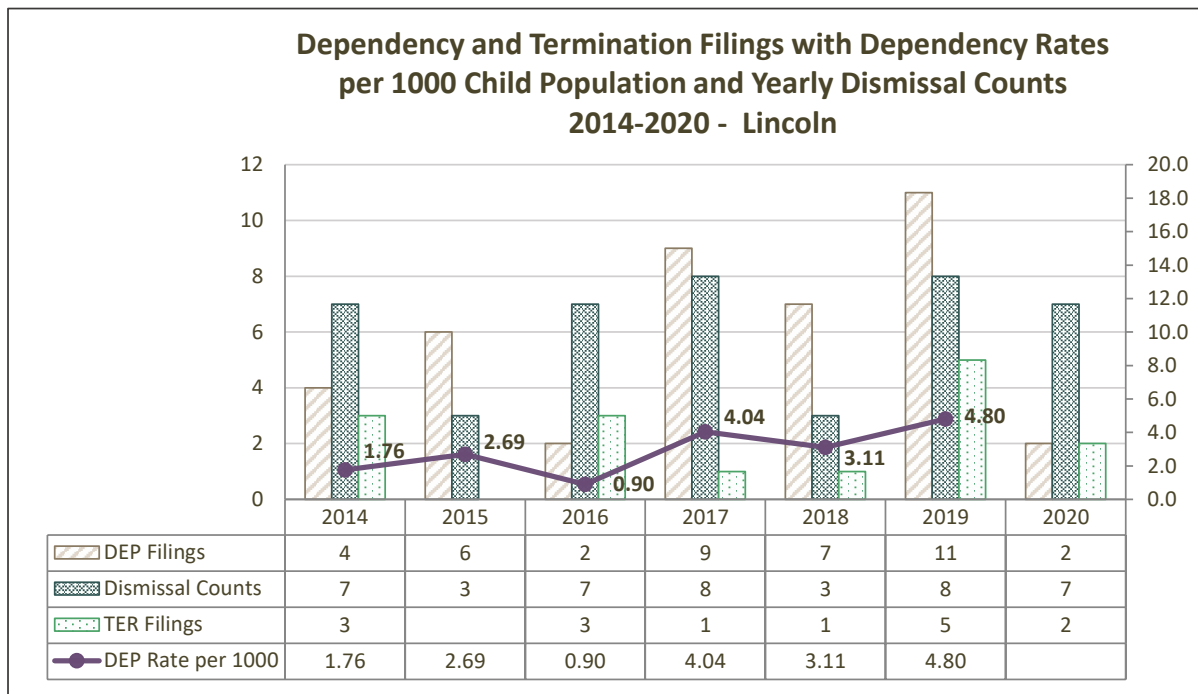
PERMANENCY OUTCOMES

Outcome	Values	2016	2017	2018	2019	2020
Adoptions	Median Months	44	51		31	34
	% < 15 Months to Outcome	0%	0%		0%	0%
Age of Majority/Emancipation	Median Months	56				
	% < 15 Months to Outcome	0%				
Guardianships	Median Months	34				31
	% < 15 Months to Outcome	0%				0%
Reunifications	Median Months	29	32	12	3	9
	% < 15 Months to Outcome	0%	20%	100%	100%	100%

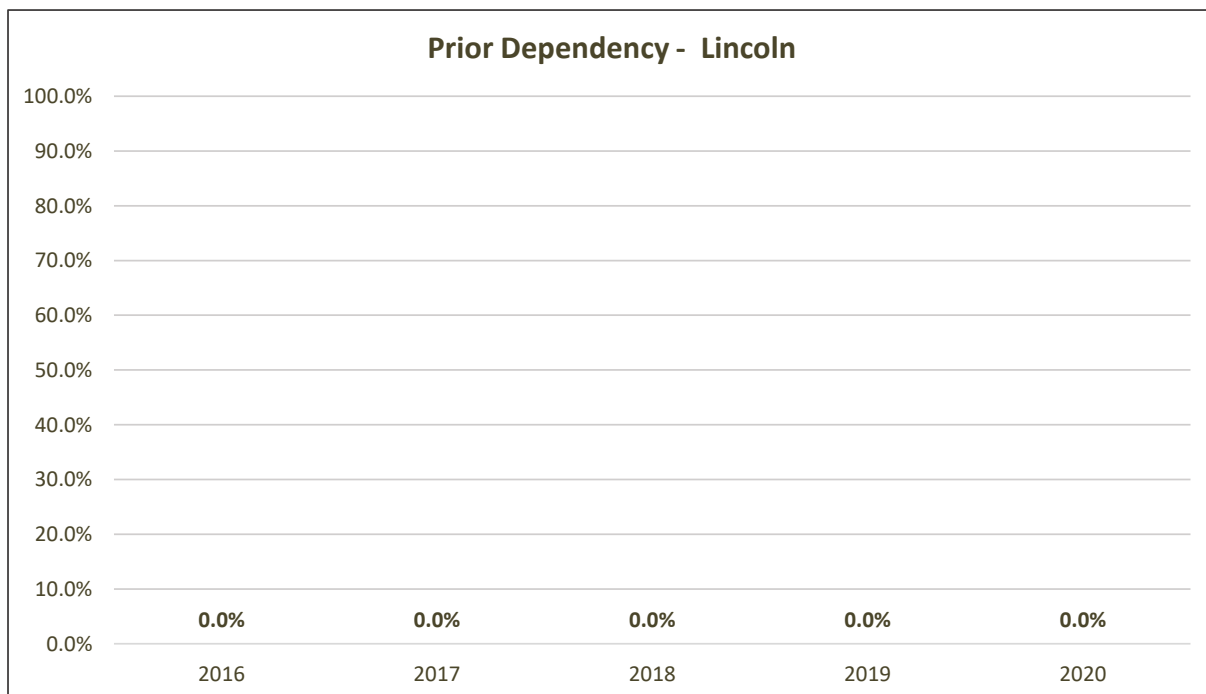
DEMOGRAPHIC CHARACTERISTICS OF CHILDREN IN DEPENDENCY CASES BY YEAR OF PETITION

			2016	2017	2018	2019	2020
Lincoln	Age at Filing	(1) <1 yrs		11%	43%	18%	
		(2) 1–2 yrs	50%	22%	29%	45%	
		(3) 3–5 yrs	50%	22%	14%	9%	
		(4) 6–11 yrs		11%	14%	27%	50%
		(5) 12–17 yrs		33%			50%
	Gender	(1) Female	100%	33%	43%	27%	100%
		(2) Male		67%	57%	73%	
	Race	(1) AI/AN				27%	
		(4) White		67%	100%	36%	100%
		(5) Hispanic		11%			
		(6) AI/AN-Multi	100%			36%	
		(7) Black-Multi		22%			

DEPENDENCY FILINGS & RE-DEPENDENCY

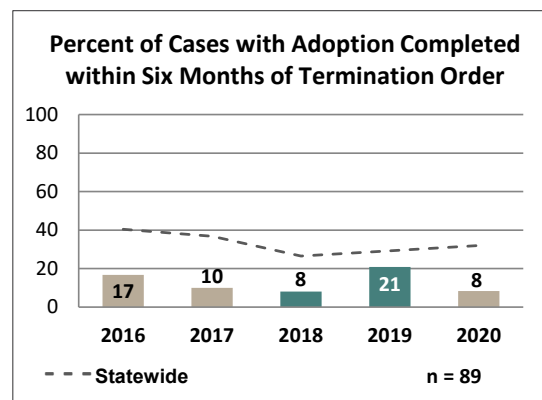
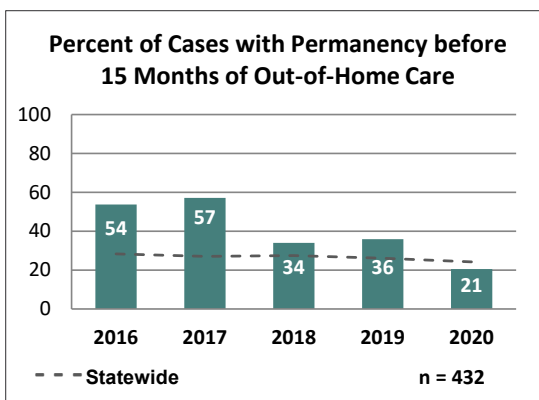
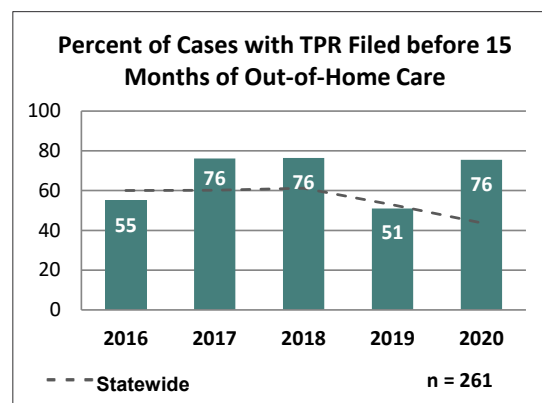
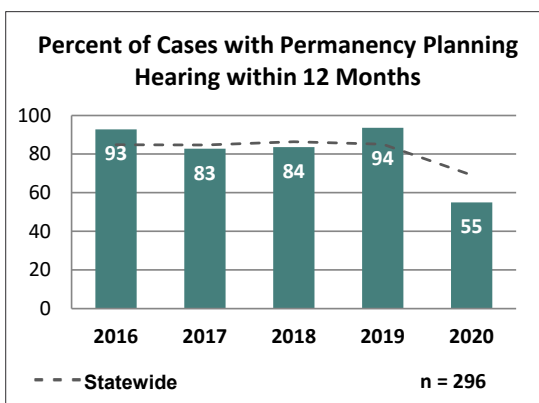
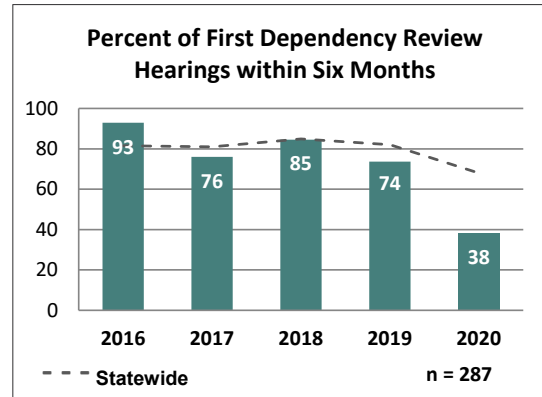
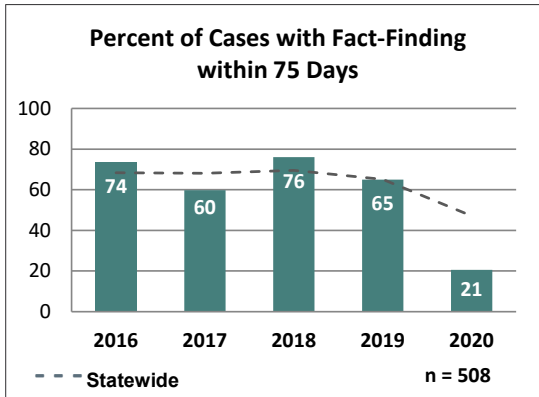


Dependency cases filed during the year that had a PRIOR dependency case for the child that ended with a documented dismissal. Includes priors within county only, and excludes dismissals documented as "Dependency Not Established." Adoption disruptions leading to re-dependency are currently not available.



This page left intentionally blank.

PERFORMANCE MEASURES



< 20 Case Events



20+ Case Events

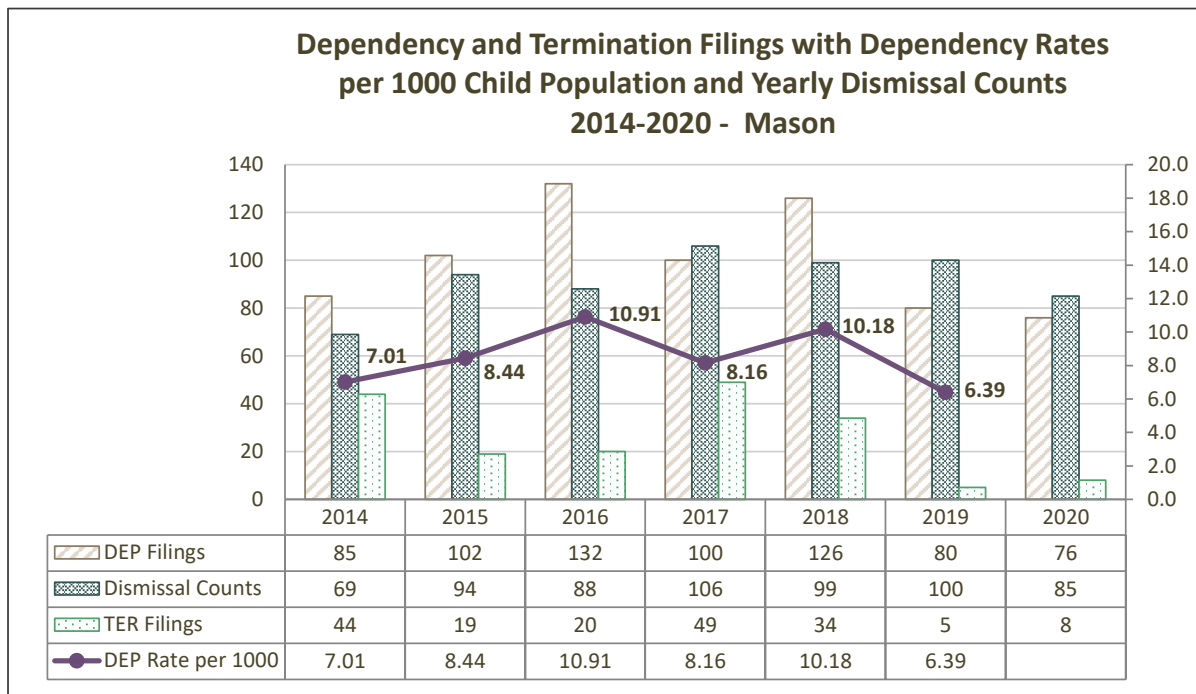
PERMANENCY OUTCOMES

Outcome	Values	2016	2017	2018	2019	2020
Adoptions	Median Months	43.5	31	33.5	34	41.5
	% < 15 Months to Outcome	6%	0%	0%	0%	0%
Age of Majority/Emancipation	Median Months		84	32	43	55
	% < 15 Months to Outcome		0%	0%	0%	0%
Guardianships	Median Months	12	3	38.5	39	32.5
	% < 15 Months to Outcome	100%	100%	0%	0%	0%
Reunifications	Median Months	9	11	14	14	18
	% < 15 Months to Outcome	67%	64%	51%	56%	27%

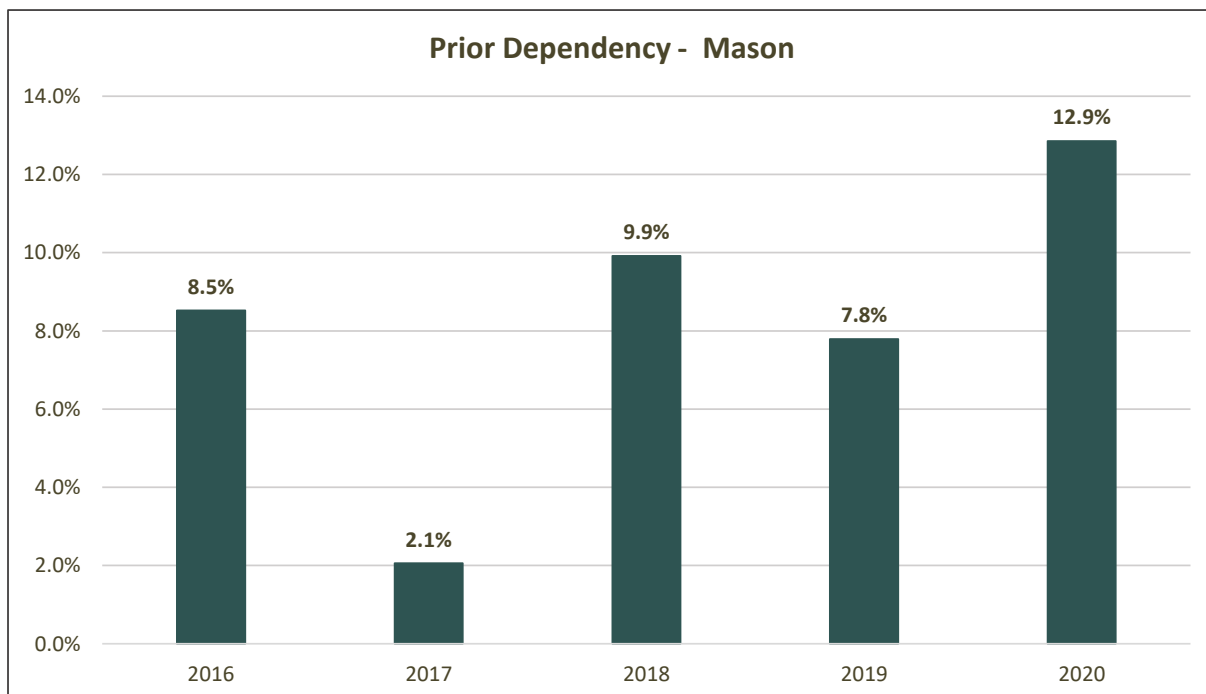
DEMOGRAPHIC CHARACTERISTICS OF CHILDREN IN DEPENDENCY CASES BY YEAR OF PETITION

			2016	2017	2018	2019	2020
Mason	Age at Filing	(1) <1 yrs	20%	27%	21%	25%	15%
		(2) 1–2 yrs	10%	16%	11%	16%	13%
		(3) 3–5 yrs	20%	17%	22%	12%	23%
		(4) 6–11 yrs	29%	22%	28%	25%	30%
		(5) 12–17 yrs	21%	18%	18%	23%	20%
	Gender	(1) Female	55%	55%	53%	58%	62%
		(2) Male	45%	45%	47%	42%	38%
	Race	(1) AI/AN	6%		3%	4%	6%
		(2) Asian/PI	2%				
		(3) Black		1%	2%	1%	7%
		(4) White	64%	82%	75%	60%	75%
		(5) Hispanic	9%	4%	11%	19%	6%
		(6) AI/AN-Multi	10%	11%	6%	12%	3%
		(7) Black-Multi	5%		3%		
		(8) Other-Multi	2%	1%		4%	1%
		(9) Unknown	2%	1%	1%		3%

DEPENDENCY FILINGS & RE-DEPENDENCY

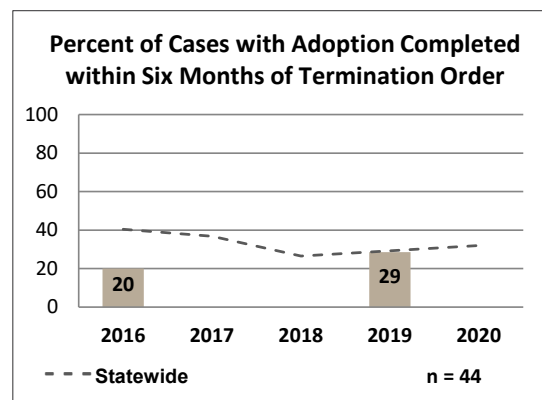
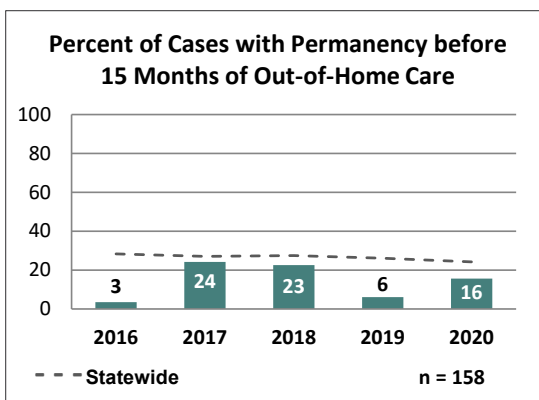
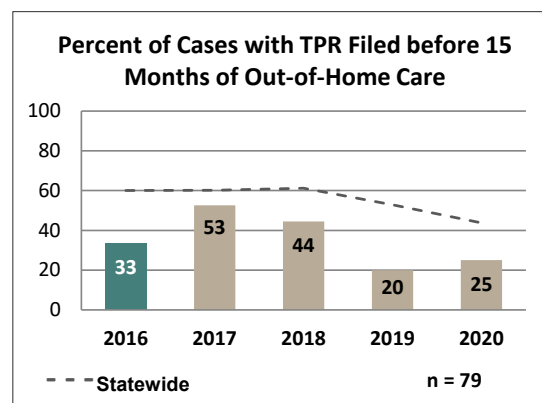
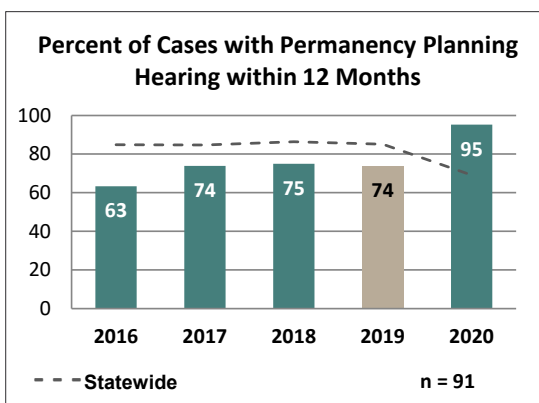
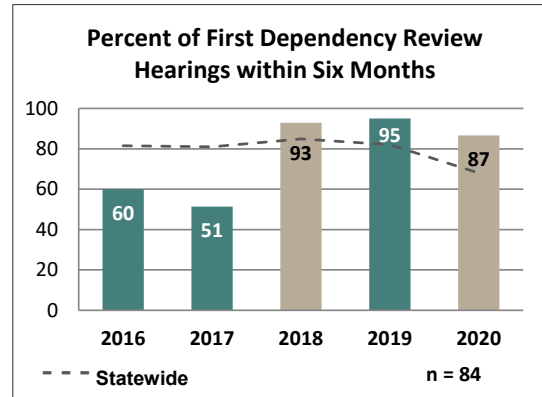
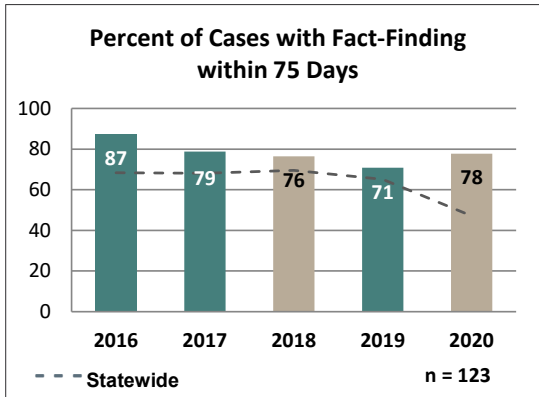


Dependency cases filed during the year that had a PRIOR dependency case for the child that ended with a documented dismissal. Includes priors within county only, and excludes dismissals documented as "Dependency Not Established." Adoption disruptions leading to re-dependency are currently not available.



This page left intentionally blank.

PERFORMANCE MEASURES



< 20 Case Events



20+ Case Events

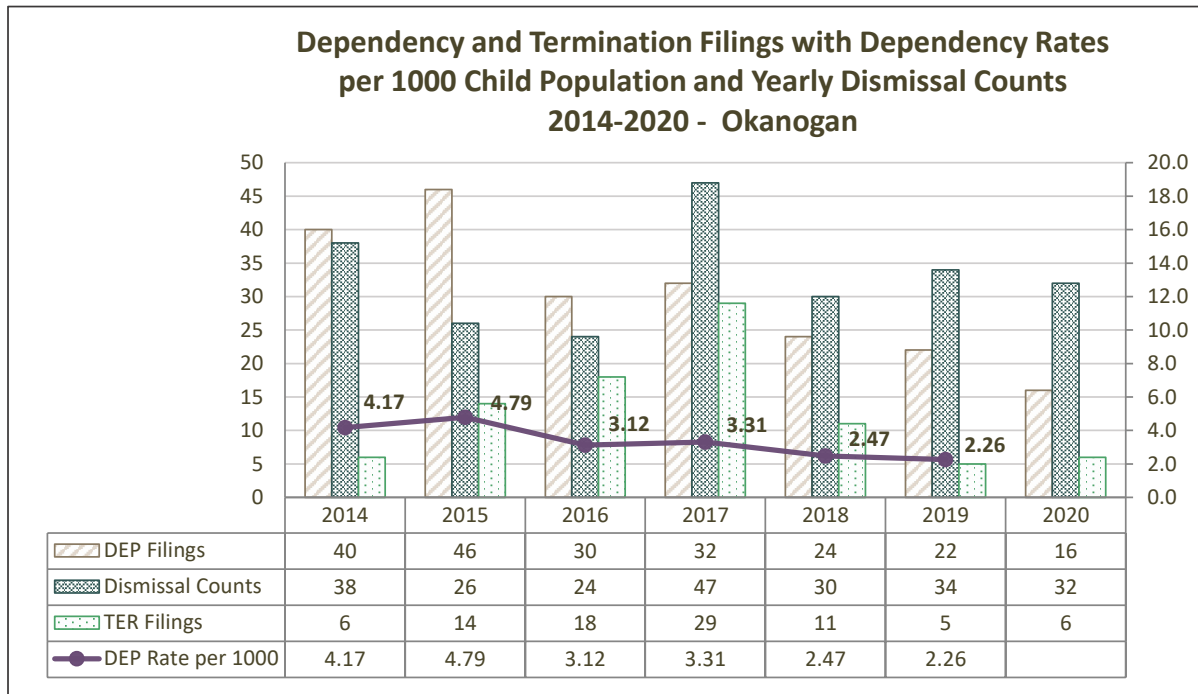
PERMANENCY OUTCOMES

Outcome	Values	2016	2017	2018	2019	2020
Adoptions	Median Months	37	38	32	31	62
	% < 15 Months to Outcome	0%	0%	0%	0%	0%
Age of Majority/Emancipation	Median Months		67		51.5	27
	% < 15 Months to Outcome		0%		50%	0%
Guardianships	Median Months	46	31		62	35.5
	% < 15 Months to Outcome	0%	0%		0%	13%
Reunifications	Median Months	23	16	27	25	23
	% < 15 Months to Outcome	5%	44%	33%	5%	44%

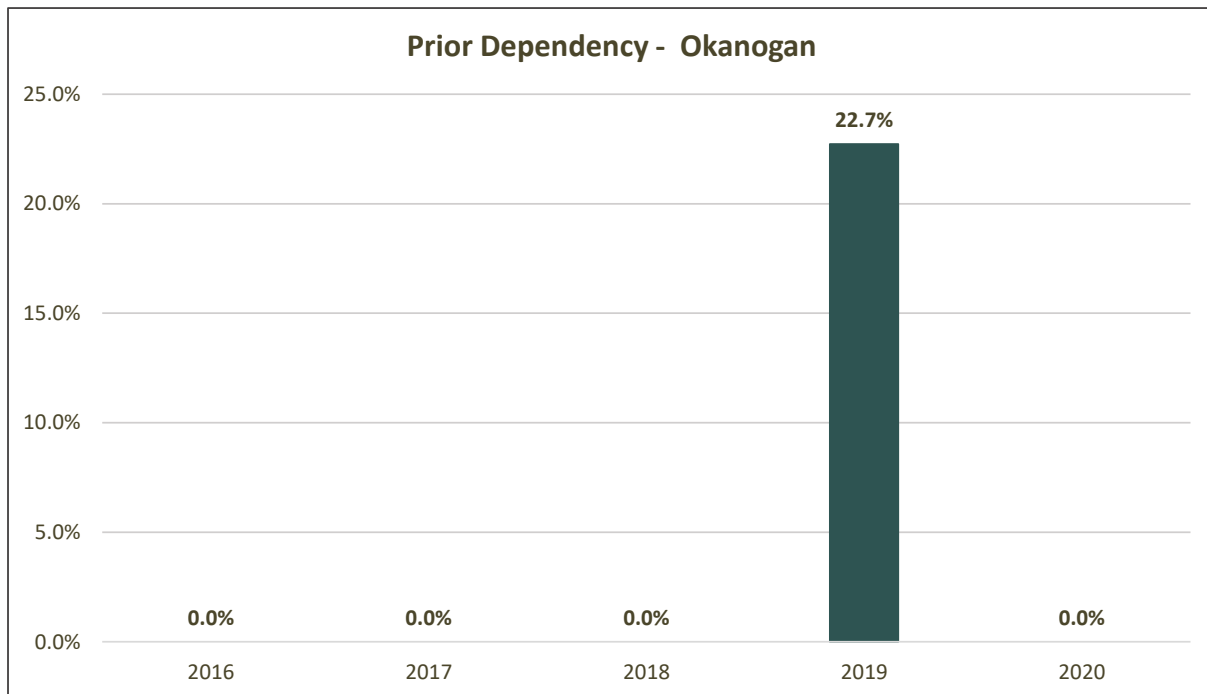
DEMOGRAPHIC CHARACTERISTICS OF CHILDREN IN DEPENDENCY CASES BY YEAR OF PETITION

			2016	2017	2018	2019	2020
Okanogan	Age at Filing	(1) <1 yrs	37%	25%	42%	9%	33%
		(2) 1–2 yrs	13%	9%	17%	14%	13%
		(3) 3–5 yrs	3%	13%	4%	14%	7%
		(4) 6–11 yrs	40%	31%	21%	18%	13%
		(5) 12–17 yrs	7%	22%	17%	45%	33%
	Gender	(1) Female	70%	53%	50%	50%	67%
		(2) Male	30%	47%	50%	50%	33%
	Race	(1) AI/AN	7%	9%	25%	27%	
		(4) White	50%	31%	50%	50%	7%
		(5) Hispanic	20%	34%	13%	9%	47%
		(6) AI/AN-Multi	13%	22%	13%	9%	40%
		(7) Black-Multi	3%				
		(8) Other-Multi	7%	3%		5%	7%

DEPENDENCY FILINGS & RE-DEPENDENCY

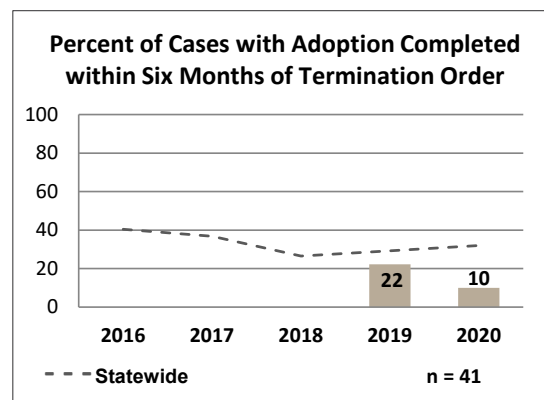
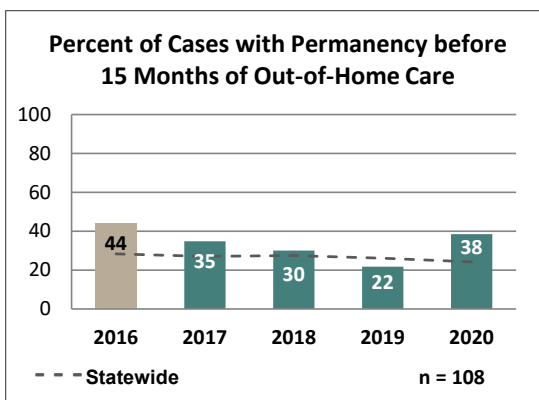
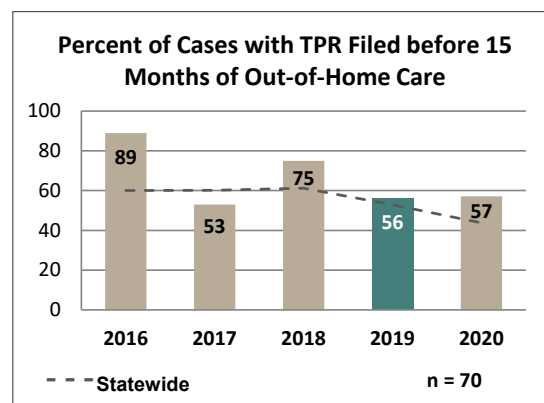
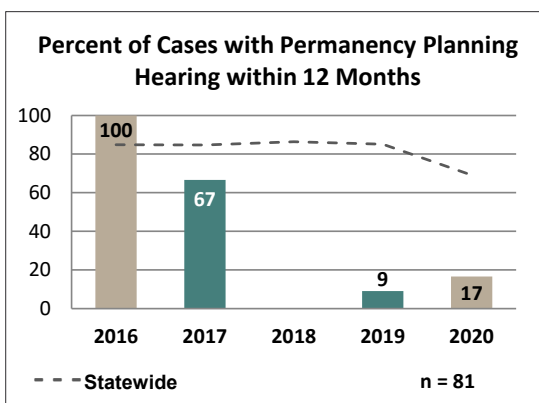
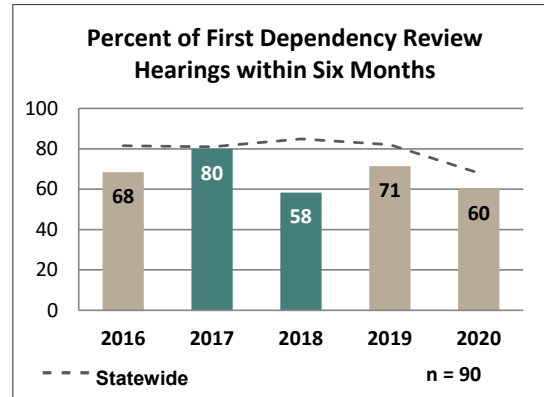
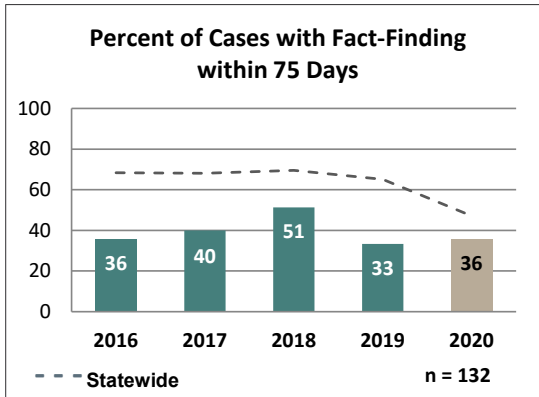


Dependency cases filed during the year that had a PRIOR dependency case for the child that ended with a documented dismissal. Includes priors within county only, and excludes dismissals documented as "Dependency Not Established." Adoption disruptions leading to re-dependency are currently not available.



This page left intentionally blank.

PERFORMANCE MEASURES



< 20 Case Events



20+ Case Events

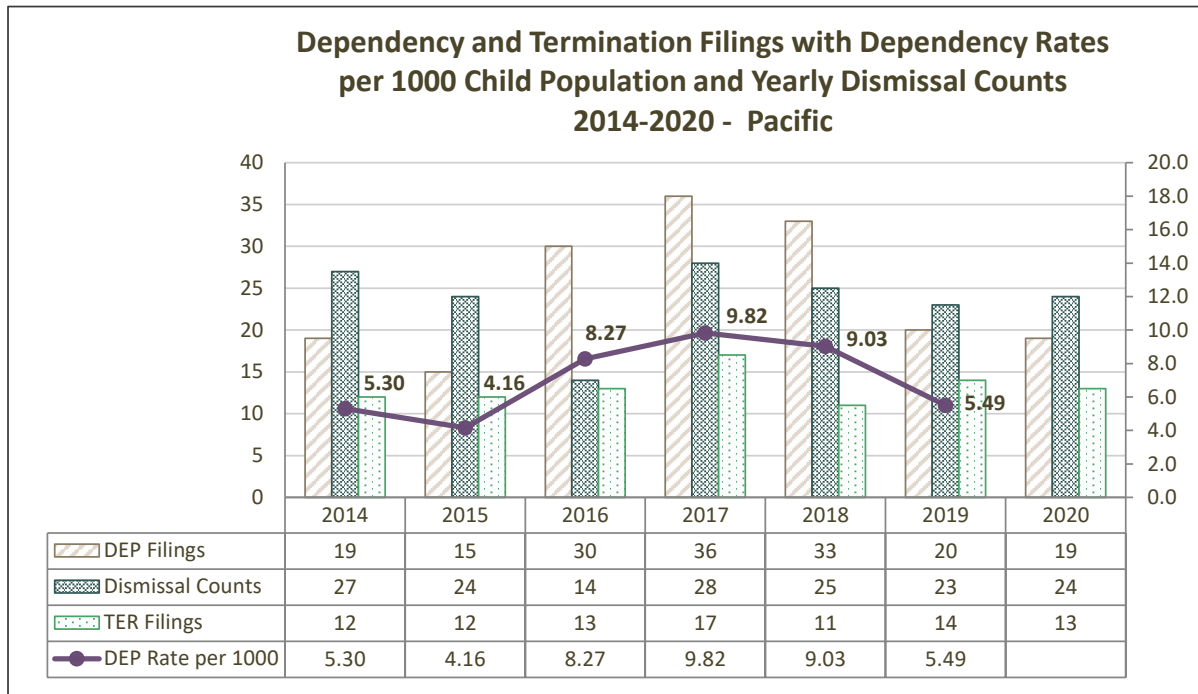
PERMANENCY OUTCOMES

Outcome	Values	2016	2017	2018	2019	2020
Adoptions	Median Months	35	37	23	41	34.5
	% < 15 Months to Outcome	0%	0%	0%	0%	0%
Age of Majority/Emancipation	Median Months	82		57		81
	% < 15 Months to Outcome	0%		0%		0%
Guardianships	Median Months		21	19		
	% < 15 Months to Outcome		0%	33%		
Reunifications	Median Months	4	14	4	17	0
	% < 15 Months to Outcome	88%	57%	71%	38%	91%

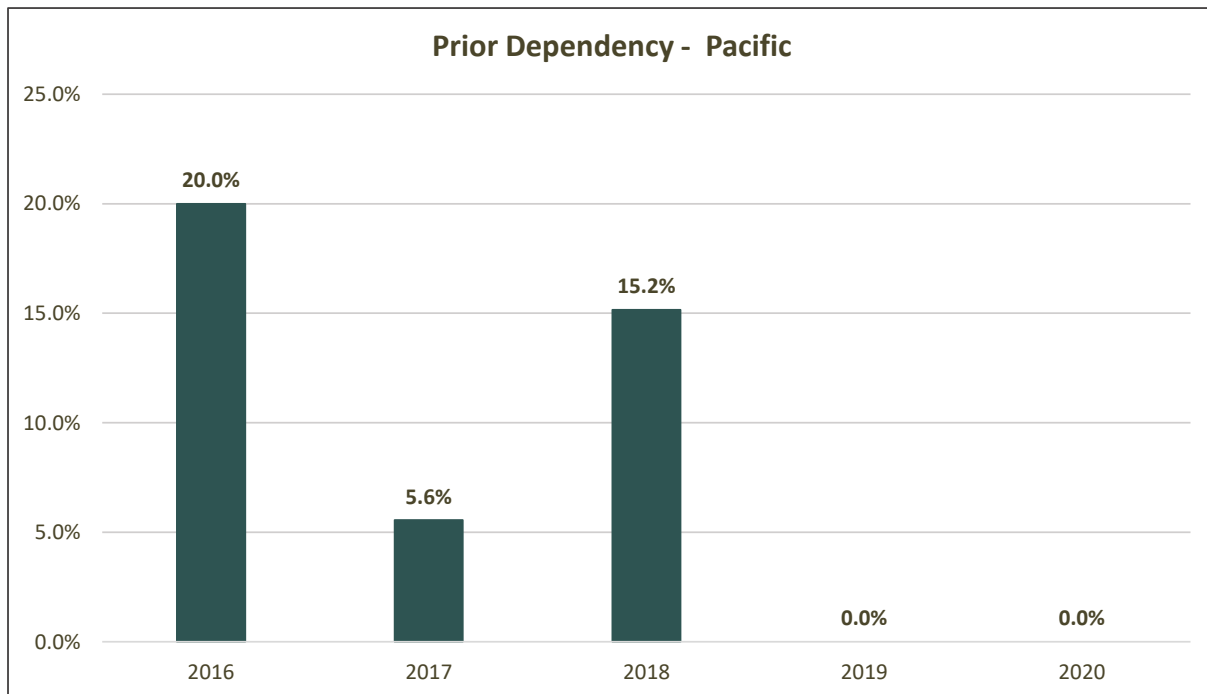
DEMOGRAPHIC CHARACTERISTICS OF CHILDREN IN
DEPENDENCY CASES BY YEAR OF PETITION

			2016	2017	2018	2019	2020
Pacific	Age at Filing	(1) <1 yrs	41%	31%	23%	29%	37%
		(2) 1–2 yrs	7%	19%	16%	6%	11%
		(3) 3–5 yrs	24%	11%	32%	18%	16%
		(4) 6–11 yrs	17%	22%	16%	6%	16%
		(5) 12–17 yrs	10%	17%	13%	41%	21%
	Gender	(1) Female	34%	50%	45%	53%	37%
		(2) Male	66%	50%	55%	47%	63%
	Race	(1) AI/AN	7%	11%			
		(4) White	66%	58%	77%	76%	58%
		(5) Hispanic	14%	14%	23%	12%	
		(6) AI/AN-Multi	14%	17%		6%	42%
		(8) Other-Multi				6%	

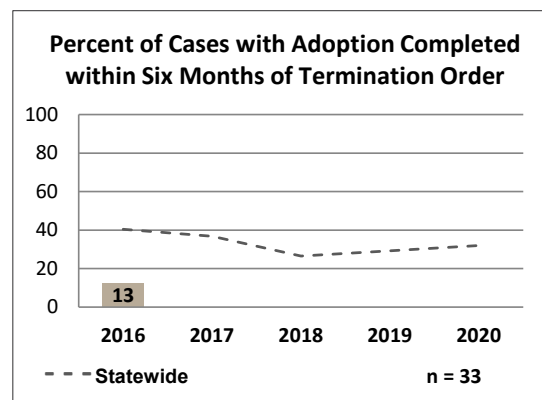
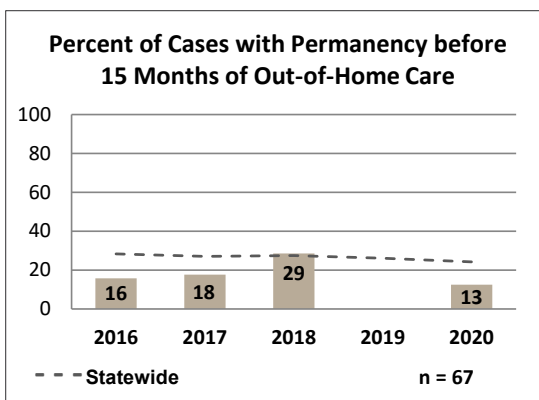
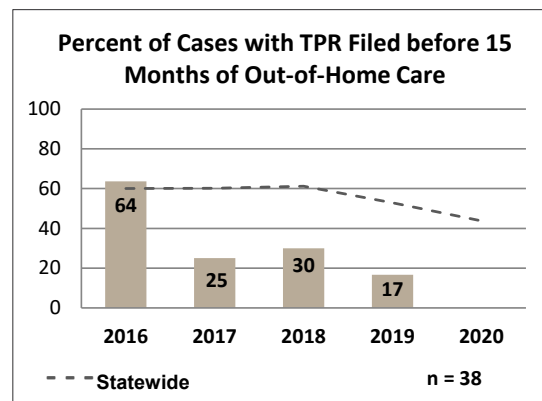
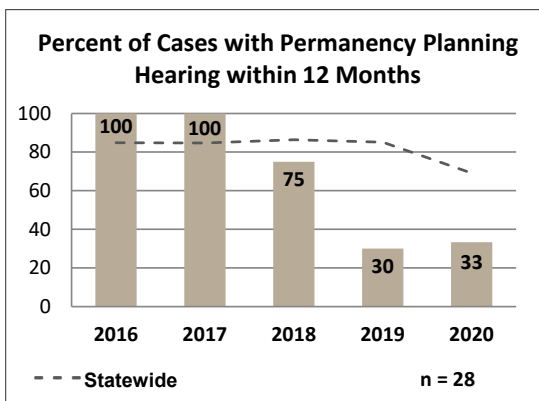
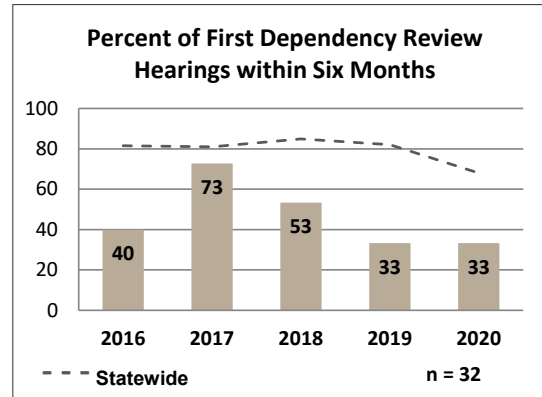
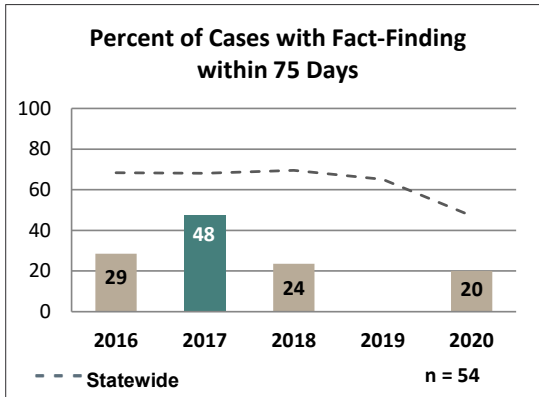
DEPENDENCY FILINGS & RE-DEPENDENCY



Dependency cases filed during the year that had a PRIOR dependency case for the child that ended with a documented dismissal. Includes priors within county only, and excludes dismissals documented as "Dependency Not Established." Adoption disruptions leading to re-dependency are currently not available.



PERFORMANCE MEASURES



< 20 Case Events



20+ Case Events

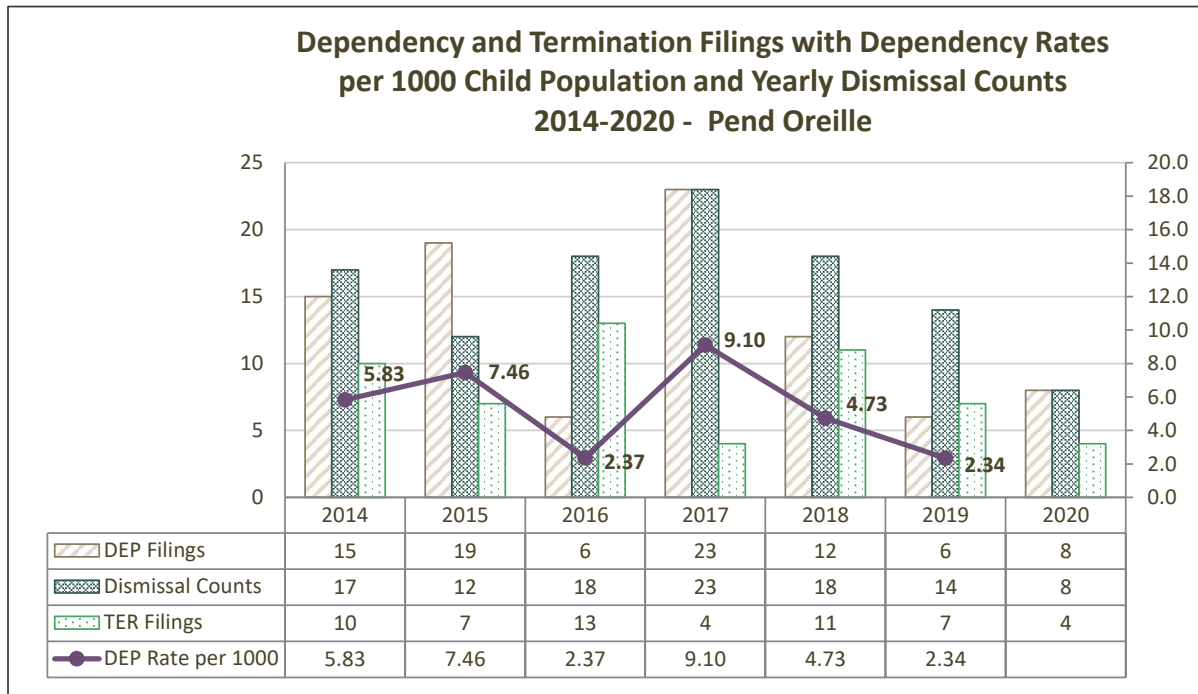
PERMANENCY OUTCOMES

Outcome	Values	2016	2017	2018	2019	2020
Adoptions	Median Months	34.5	54	34	54	51
	% < 15 Months to Outcome	0%	0%	0%	0%	0%
Age of Majority/Emancipation	Median Months	44				
	% < 15 Months to Outcome	0%				
Guardianships	Median Months				31	
	% < 15 Months to Outcome				0%	
Reunifications	Median Months	25	15	9	26	32
	% < 15 Months to Outcome	30%	33%	80%	0%	20%

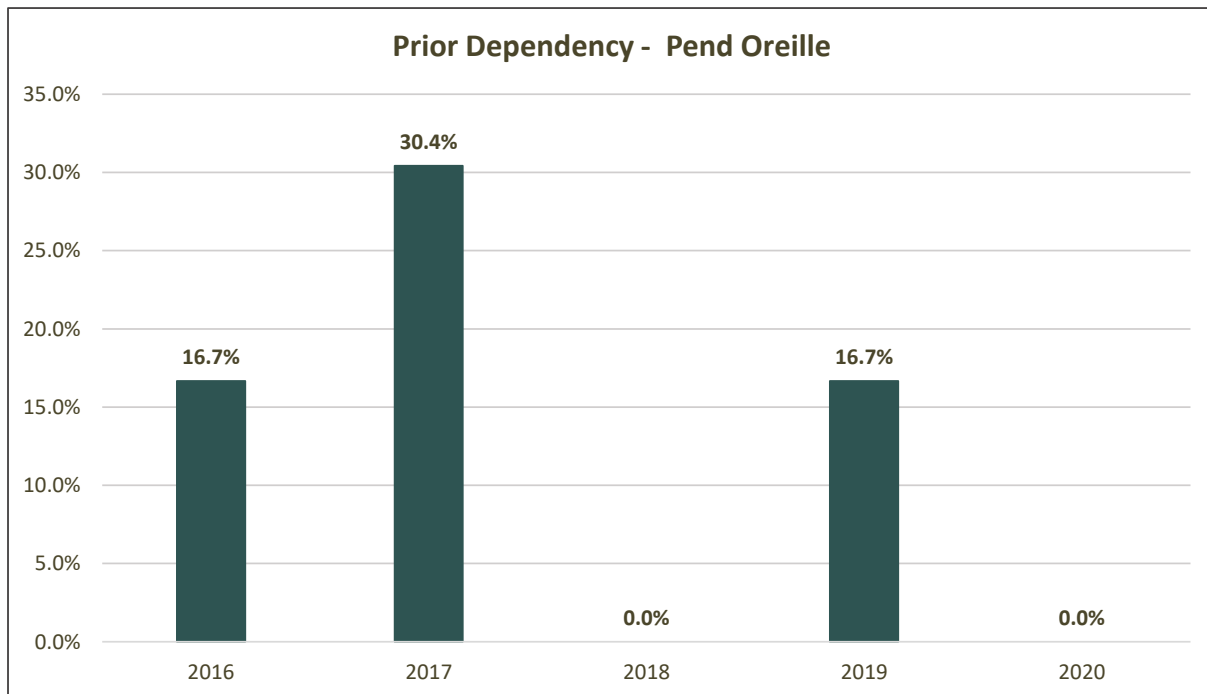
DEMOGRAPHIC CHARACTERISTICS OF CHILDREN IN DEPENDENCY CASES BY YEAR OF PETITION

			2016	2017	2018	2019	2020
Pend Oreille	Age at Filing	(1) <1 yrs	50%	17%	25%	33%	29%
		(2) 1–2 yrs		26%	8%		14%
		(3) 3–5 yrs	17%	9%	8%	33%	14%
		(4) 6–11 yrs	33%	39%	42%	33%	29%
		(5) 12–17 yrs		9%	17%		14%
	Gender	(1) Female	67%	39%	50%	50%	29%
		(2) Male	33%	61%	50%	50%	71%
	Race	(4) White	100%	65%	67%	100%	57%
		(5) Hispanic		4%	8%		
		(6) AI/AN-Multi		22%	25%		14%
		(7) Black-Multi					29%
		(8) Other-Multi		9%			

DEPENDENCY FILINGS & RE-DEPENDENCY

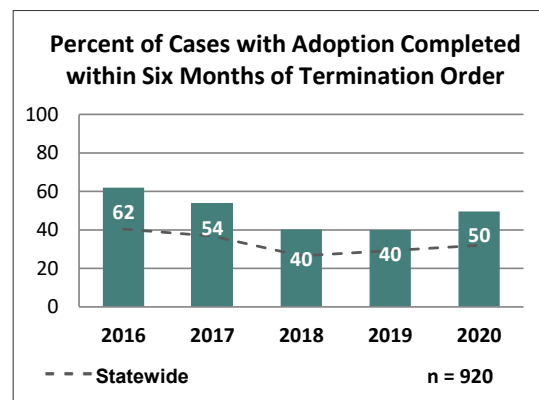
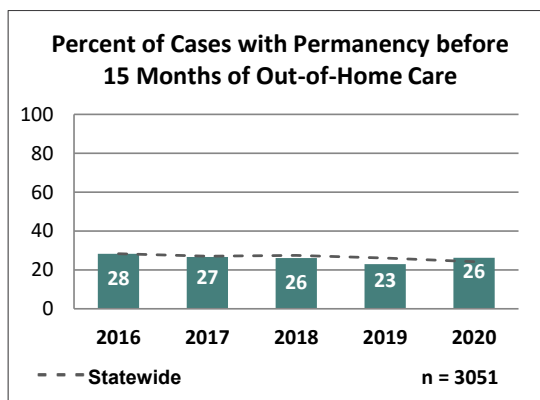
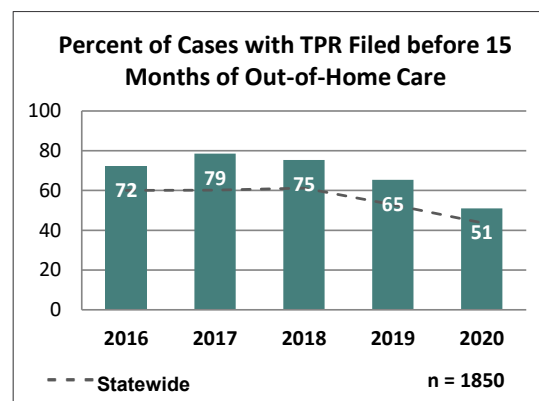
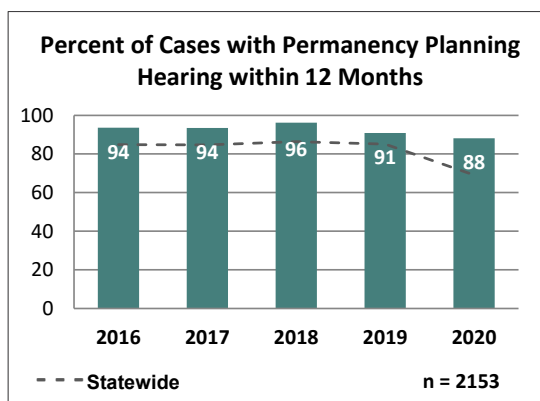
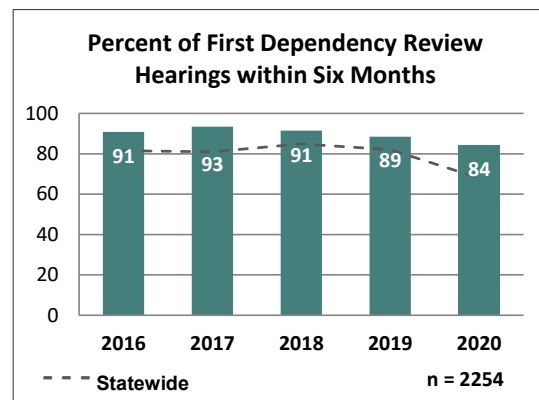
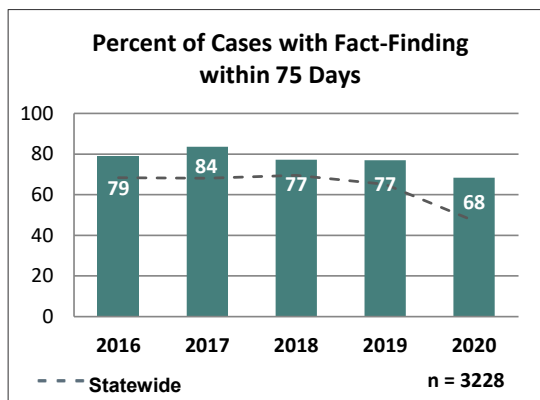


Dependency cases filed during the year that had a PRIOR dependency case for the child that ended with a documented dismissal. Includes priors within county only, and excludes dismissals documented as "Dependency Not Established." Adoption disruptions leading to re-dependency are currently not available.



This page left intentionally blank.

PERFORMANCE MEASURES



< 20 Case Events



20+ Case Events

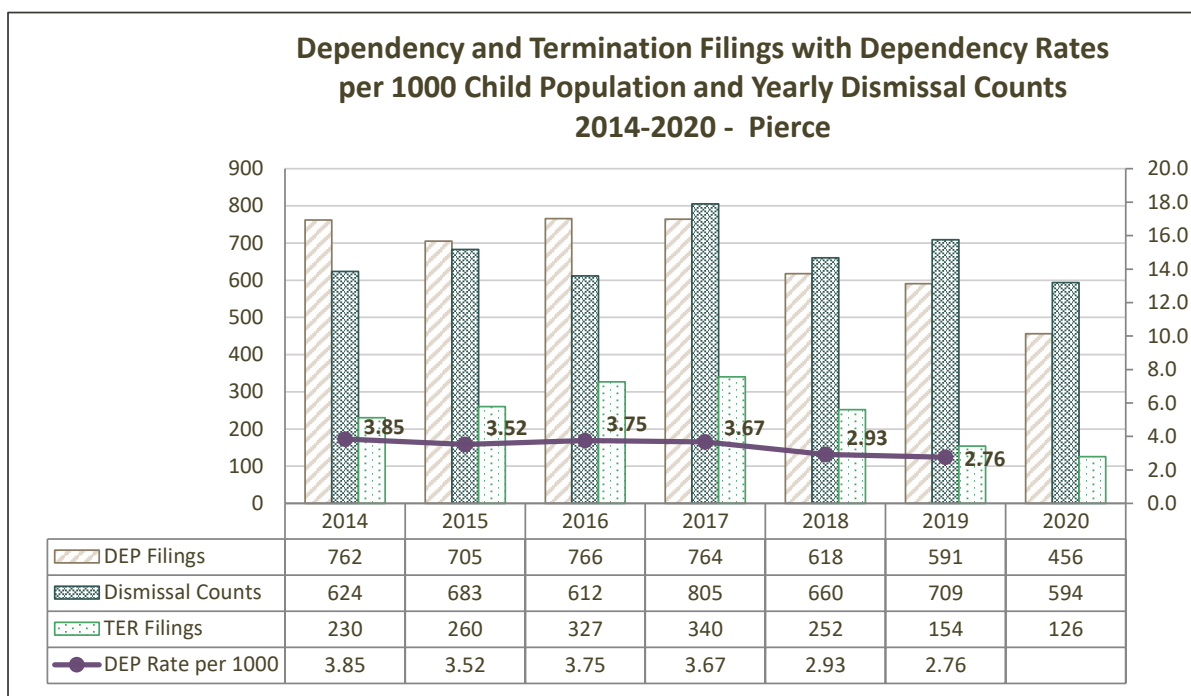
PERMANENCY OUTCOMES

Outcome	Values	2016	2017	2018	2019	2020
Adoptions	Median Months	27	29	31	33	33
	% < 15 Months to Outcome	2%	2%	1%	1%	4%
Age of Majority/Emancipation	Median Months	31	41	35	52.5	54.5
	% < 15 Months to Outcome	10%	7%	15%	13%	4%
Guardianships	Median Months	28	33	29	31.5	25
	% < 15 Months to Outcome	10%	5%	4%	4%	15%
Reunifications	Median Months	16	17	17.5	18	18
	% < 15 Months to Outcome	47%	42%	42%	41%	38%

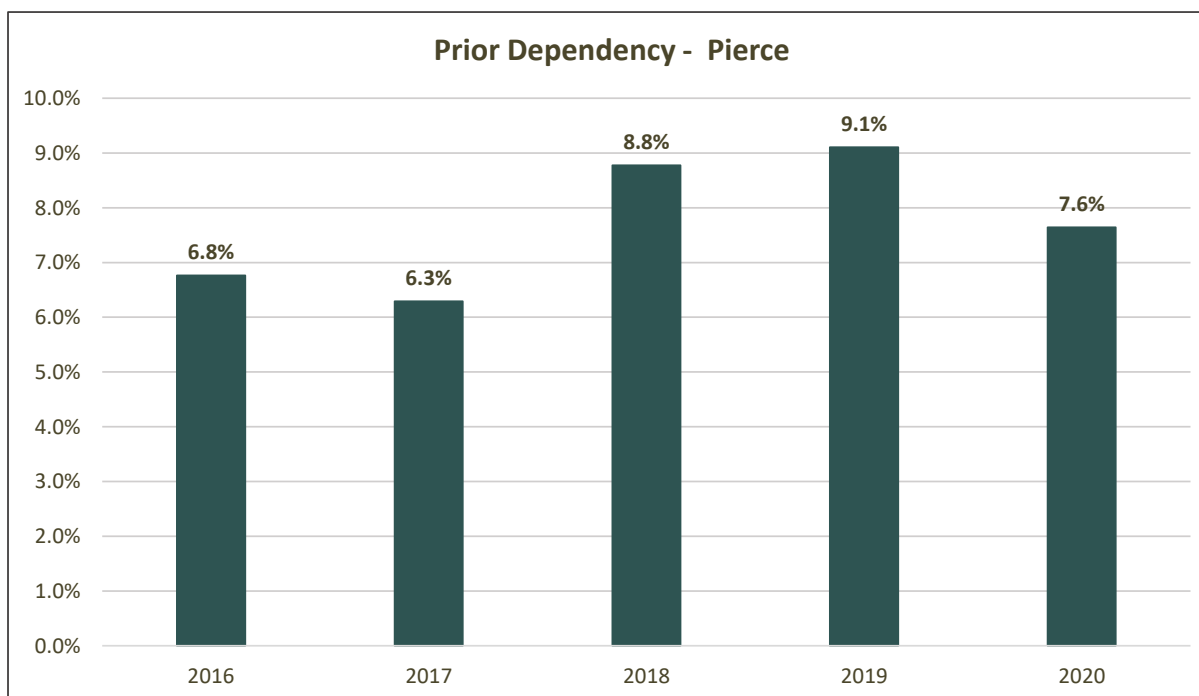
DEMOGRAPHIC CHARACTERISTICS OF CHILDREN IN DEPENDENCY CASES BY YEAR OF PETITION

			2016	2017	2018	2019	2020
Pierce	Age at Filing	(1) <1 yrs	29%	26%	35%	29%	35%
		(2) 1–2 yrs	14%	15%	12%	9%	11%
		(3) 3–5 yrs	16%	16%	13%	17%	12%
		(4) 6–11 yrs	25%	25%	23%	28%	23%
		(5) 12–17 yrs	15%	17%	16%	16%	19%
		(6) >17 yrs	0%	0%	0%	0%	0%
	Gender	(1) Female	50%	50%	51%	51%	53%
		(2) Male	50%	50%	49%	49%	47%
	Race	(1) AI/AN	3%	2%	2%	3%	2%
		(2) Asian/PI	3%	3%	4%	5%	2%
		(3) Black	10%	11%	12%	12%	8%
		(4) White	44%	43%	38%	36%	41%
		(5) Hispanic	7%	12%	12%	8%	11%
		(6) AI/AN-Multi	14%	13%	12%	14%	17%
		(7) Black-Multi	16%	13%	14%	17%	14%
		(8) Other-Multi	3%	3%	4%	4%	4%
		(9) Unknown	0%	0%	0%	0%	1%

DEPENDENCY FILINGS & RE-DEPENDENCY

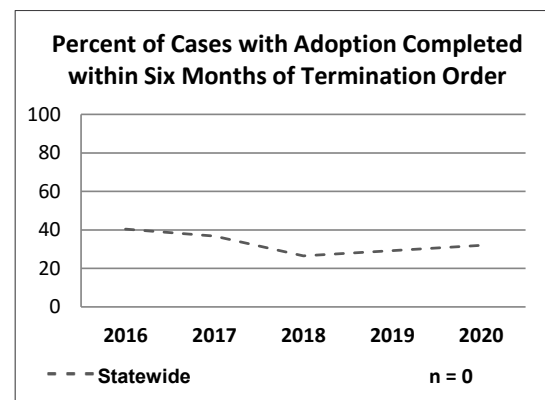
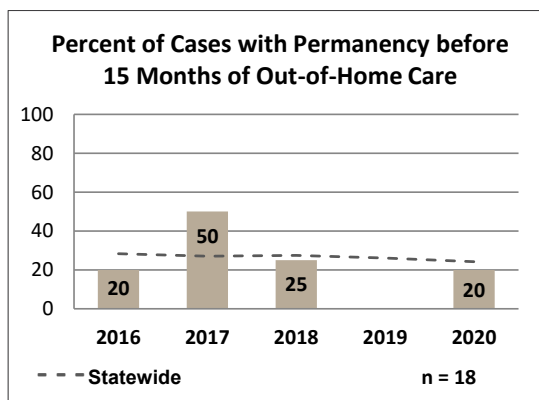
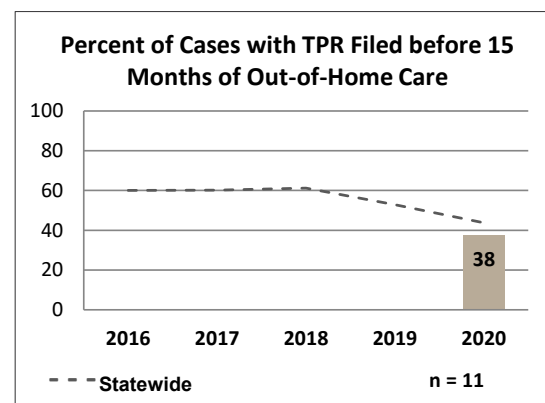
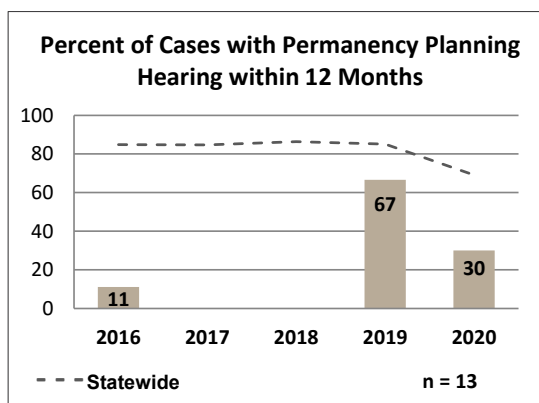
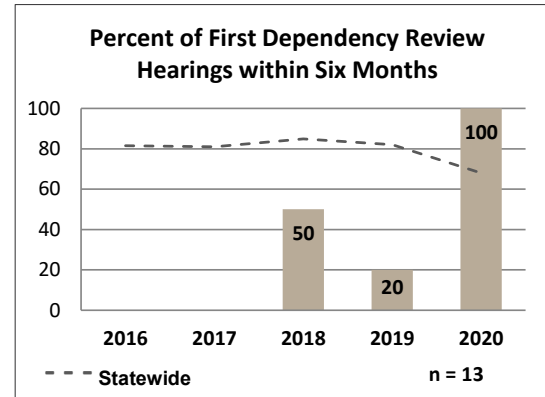
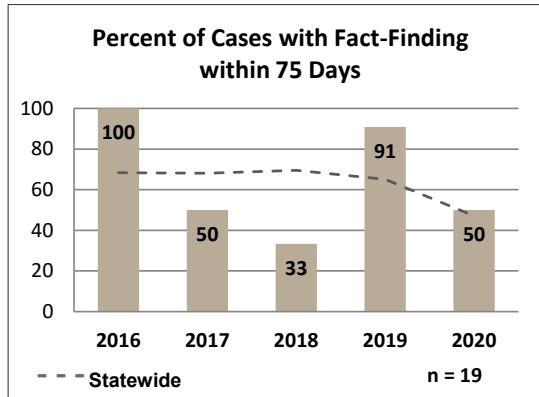


Dependency cases filed during the year that had a PRIOR dependency case for the child that ended with a documented dismissal. Includes priors within county only, and excludes dismissals documented as "Dependency Not Established." Adoption disruptions leading to re-dependency are currently not available.



This page left intentionally blank.

PERFORMANCE MEASURES



< 20 Case Events



20+ Case Events

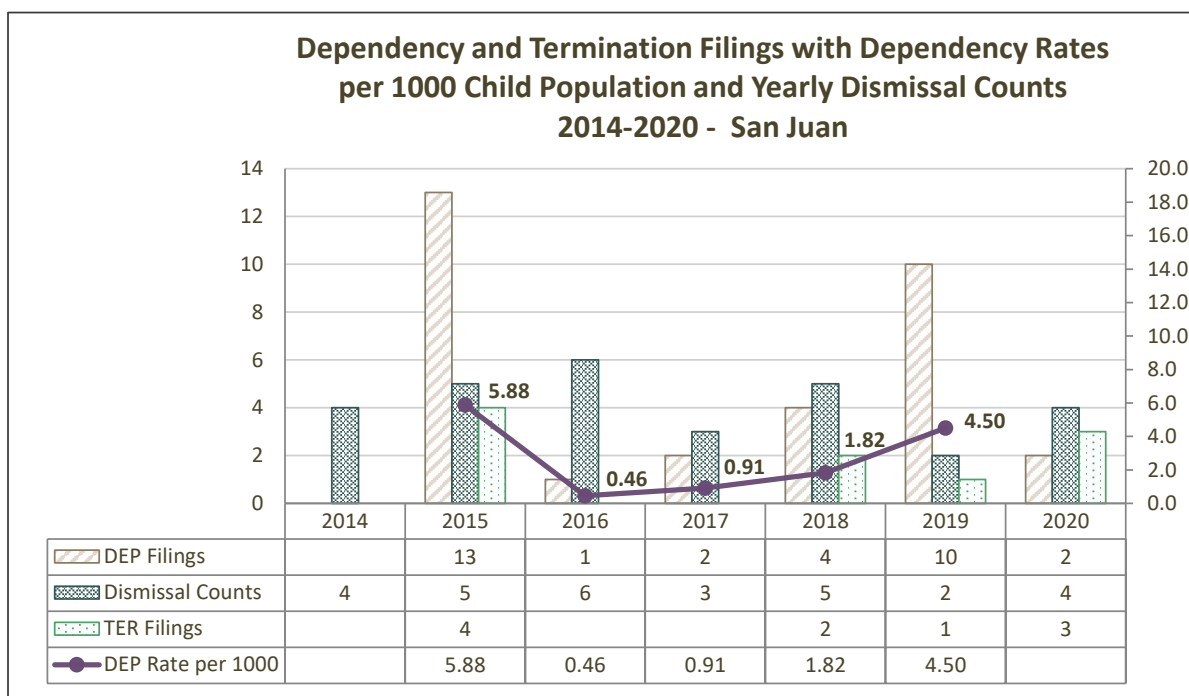
PERMANENCY OUTCOMES

Outcome	Values	2016	2017	2018	2019	2020
Adoptions	Median Months					
	% < 15 Months to Outcome					
Age of Majority/Emancipation	Median Months	1	26			
	% < 15 Months to Outcome	100%	0%			
Guardianships	Median Months				46	19
	% < 15 Months to Outcome				0%	0%
Reunifications	Median Months	17.5	4	36		20.5
	% < 15 Months to Outcome	0%	100%	25%		25%

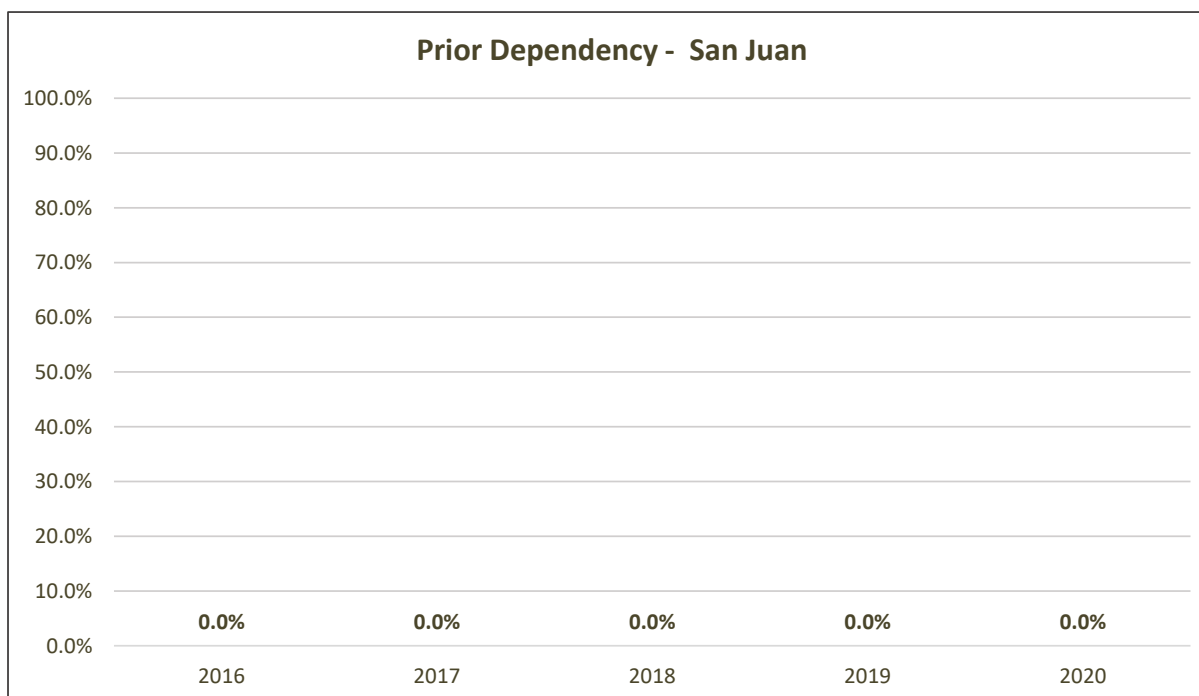
DEMOGRAPHIC CHARACTERISTICS OF CHILDREN IN DEPENDENCY CASES BY YEAR OF PETITION

			2016	2017	2018	2019	2020
San Juan	Age at Filing	(1) <1 yrs		100%		30%	100%
		(2) 1–2 yrs				30%	
		(3) 3–5 yrs			75%		
		(5) 12–17 yrs	100%		25%	40%	
	Gender	(1) Female			50%	60%	
		(2) Male	100%	100%	50%	40%	100%
	Race	(1) AI/AN				10%	
		(3) Black				10%	
		(4) White	100%	100%	75%	80%	100%
		(5) Hispanic			25%		

DEPENDENCY FILINGS & RE-DEPENDENCY

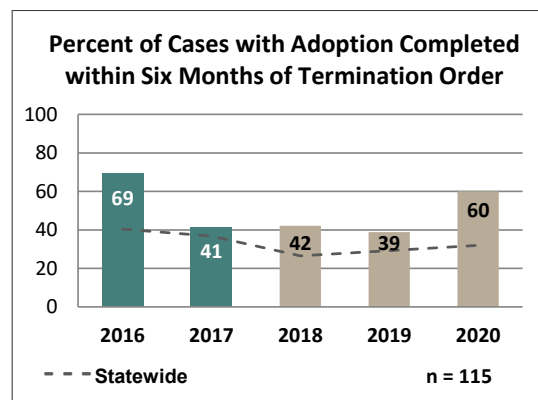
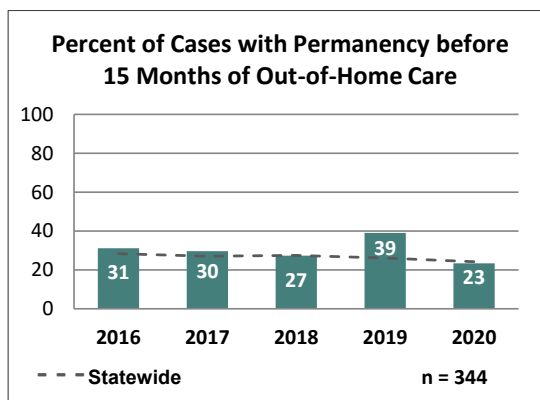
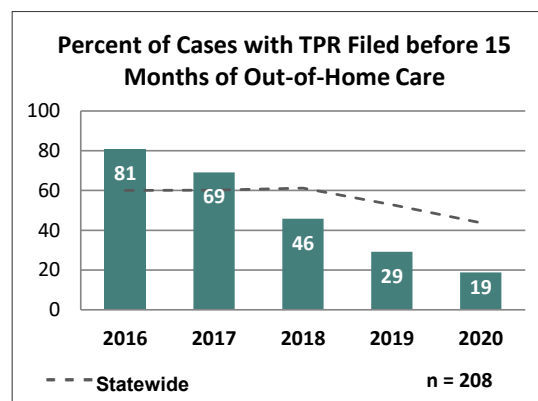
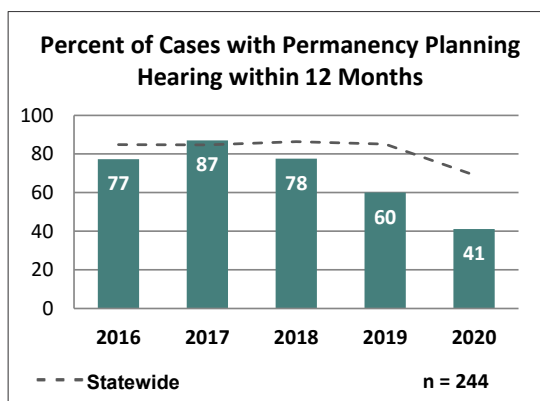
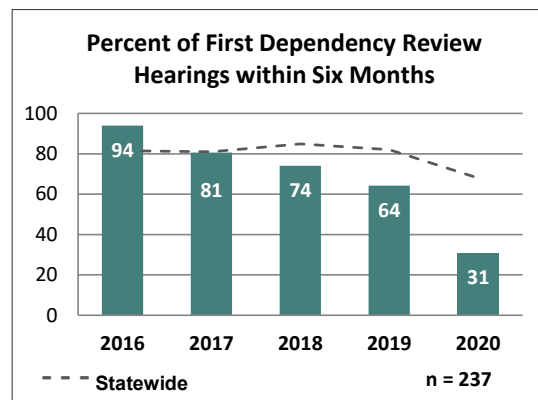
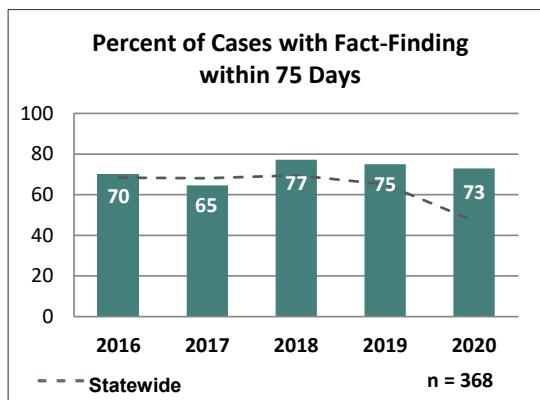


Dependency cases filed during the year that had a PRIOR dependency case for the child that ended with a documented dismissal. Includes priors within county only, and excludes dismissals documented as "Dependency Not Established." Adoption disruptions leading to re-dependency are currently not available.



This page left intentionally blank.

PERFORMANCE MEASURES



< 20 Case Events



20+ Case Events

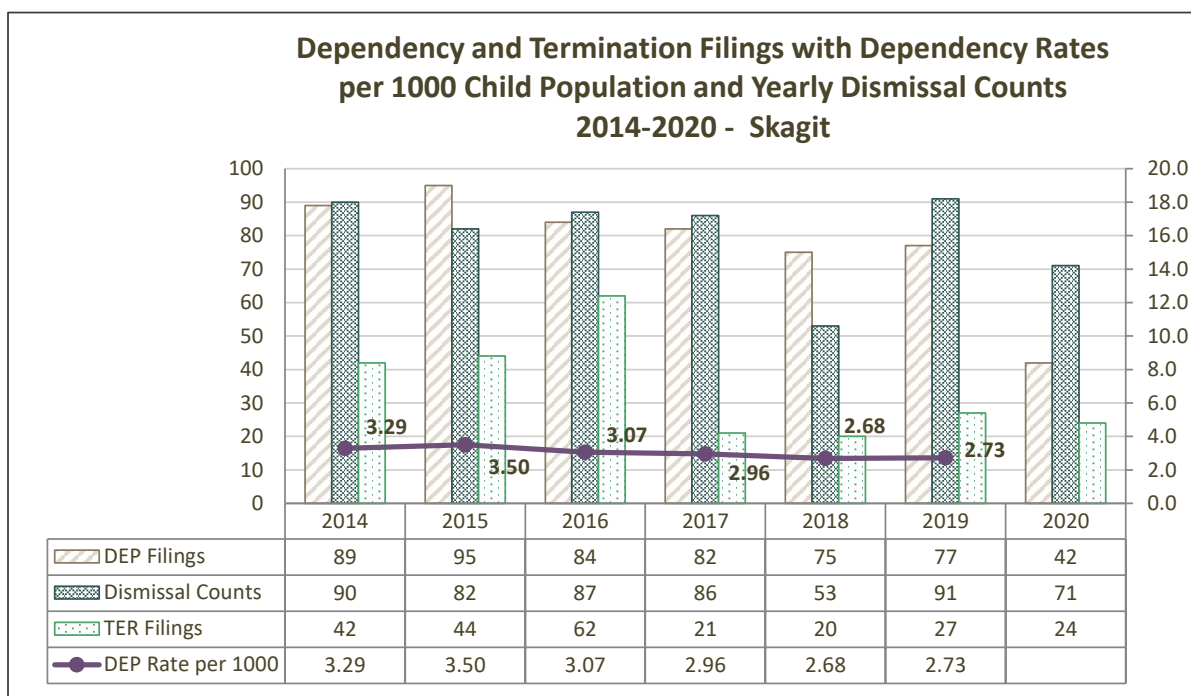
PERMANENCY OUTCOMES

Outcome	Values	2016	2017	2018	2019	2020
Adoptions	Median Months	24	28	41	28.5	30
	% < 15 Months to Outcome	8%	0%	5%	6%	0%
Age of Majority/Emancipation	Median Months	23	46	54	23	58
	% < 15 Months to Outcome	40%	0%	0%	0%	0%
Guardianships	Median Months	41	21		84	36
	% < 15 Months to Outcome	0%	33%		0%	0%
Reunifications	Median Months	13	13.5	15	14	22.5
	% < 15 Months to Outcome	66%	52%	48%	51%	32%

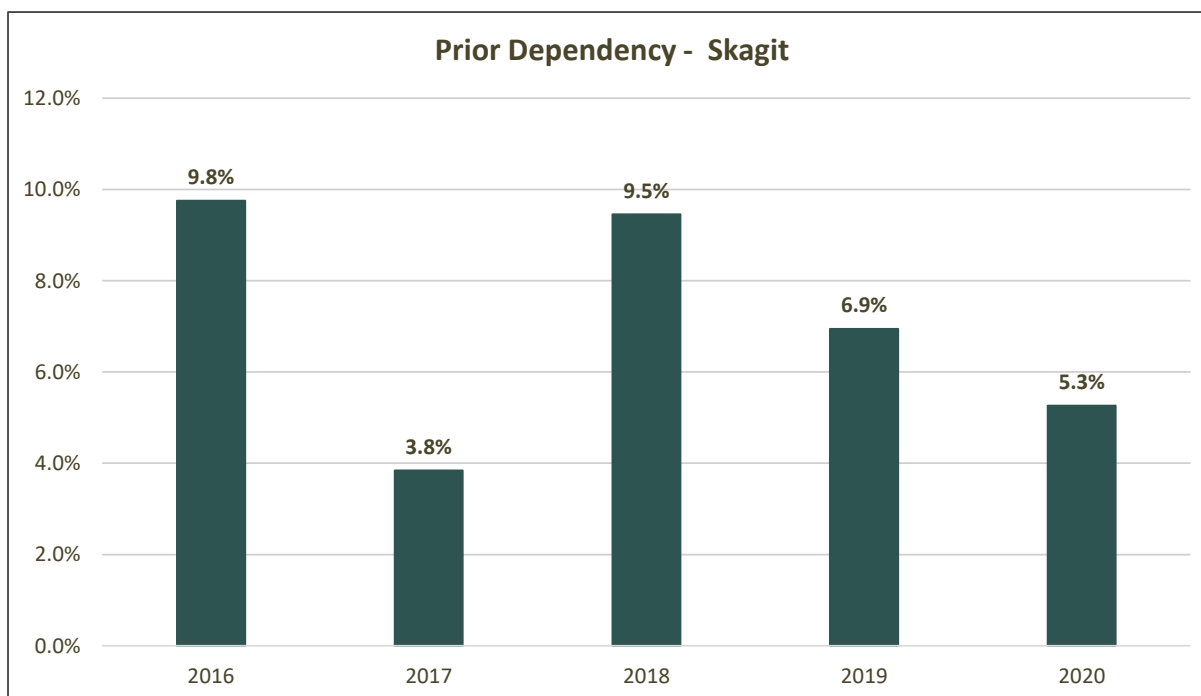
DEMOGRAPHIC CHARACTERISTICS OF CHILDREN IN DEPENDENCY CASES BY YEAR OF PETITION

			2016	2017	2018	2019	2020
Skagit	Age at Filing	(1) <1 yrs	31%	30%	33%	22%	46%
		(2) 1–2 yrs	22%	14%	15%	18%	5%
		(3) 3–5 yrs	16%	22%	21%	16%	21%
		(4) 6–11 yrs	17%	25%	26%	22%	13%
		(5) 12–17 yrs	14%	10%	5%	23%	15%
	Gender	(1) Female	54%	56%	52%	49%	54%
		(2) Male	46%	44%	48%	51%	46%
	Race	(1) AI/AN	14%	6%	19%	14%	15%
		(2) Asian/PI	4%	1%	4%	3%	
		(3) Black	1%		3%	5%	
		(4) White	48%	49%	51%	55%	69%
		(5) Hispanic	19%	33%	14%	11%	8%
		(6) AI/AN-Multi	7%	2%	1%	8%	8%
		(7) Black-Multi	1%	2%	8%	3%	
		(8) Other-Multi	5%	4%		1%	
		(9) Unknown		1%			

DEPENDENCY FILINGS & RE-DEPENDENCY

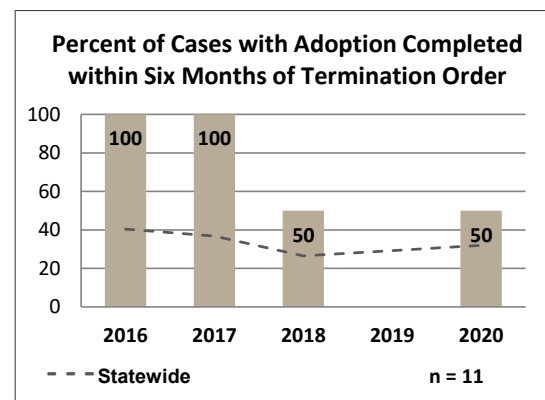
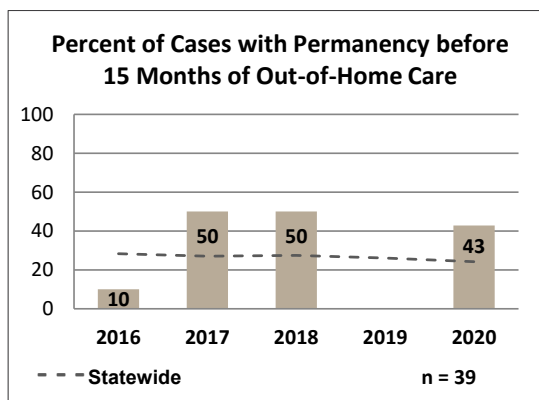
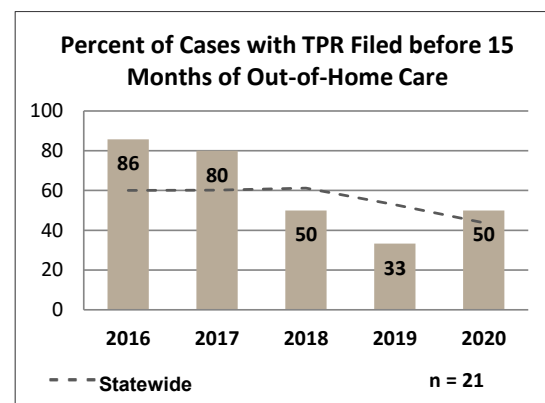
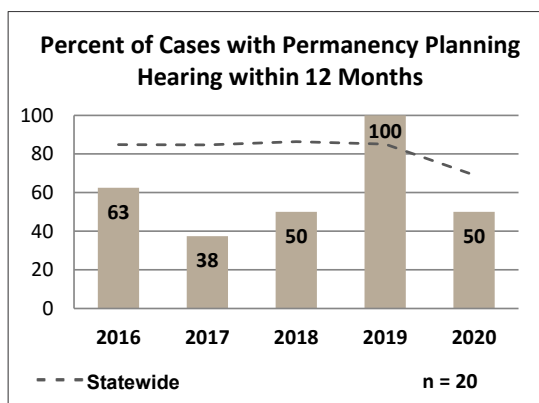
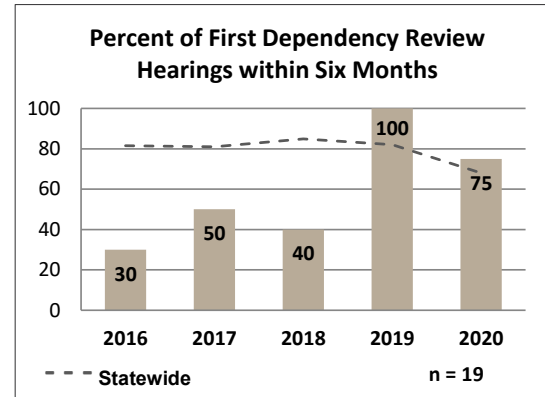
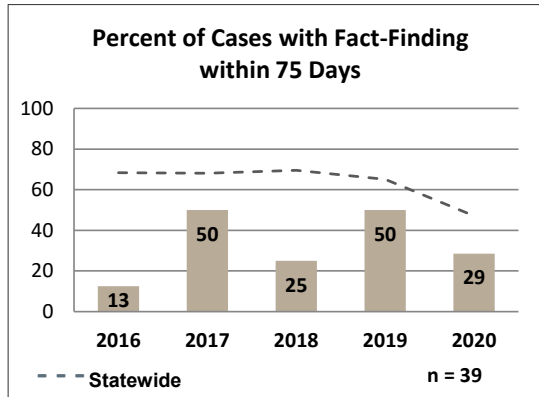


Dependency cases filed during the year that had a PRIOR dependency case for the child that ended with a documented dismissal. Includes priors within county only, and excludes dismissals documented as "Dependency Not Established." Adoption disruptions leading to re-dependency are currently not available.



This page left intentionally blank.

PERFORMANCE MEASURES



< 20 Case Events



20+ Case Events

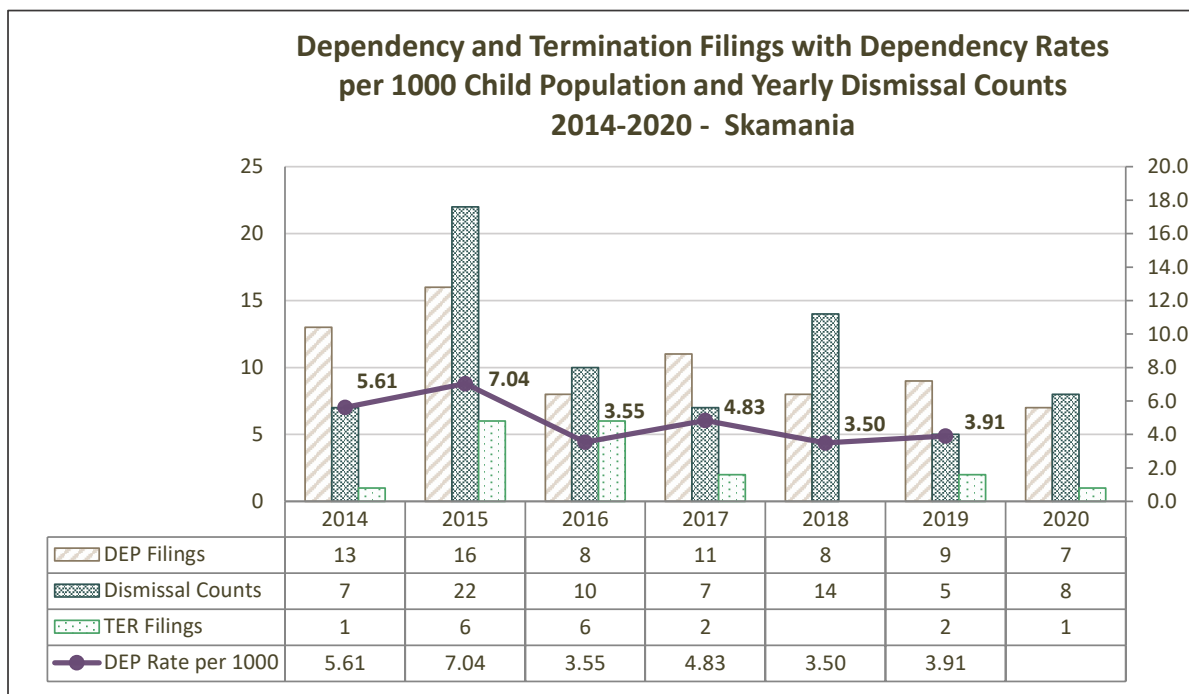
PERMANENCY OUTCOMES

Outcome	Values	2016	2017	2018	2019	2020
Adoptions	Median Months	37.5	40	29.5	50	63
	% < 15 Months to Outcome	0%	0%	0%	0%	0%
Age of Majority/Emancipation	Median Months	87				42
	% < 15 Months to Outcome	0%				0%
Guardianships	Median Months	24				
	% < 15 Months to Outcome	0%				
Reunifications	Median Months	16.5	0	9		10.5
	% < 15 Months to Outcome	25%	100%	60%		75%

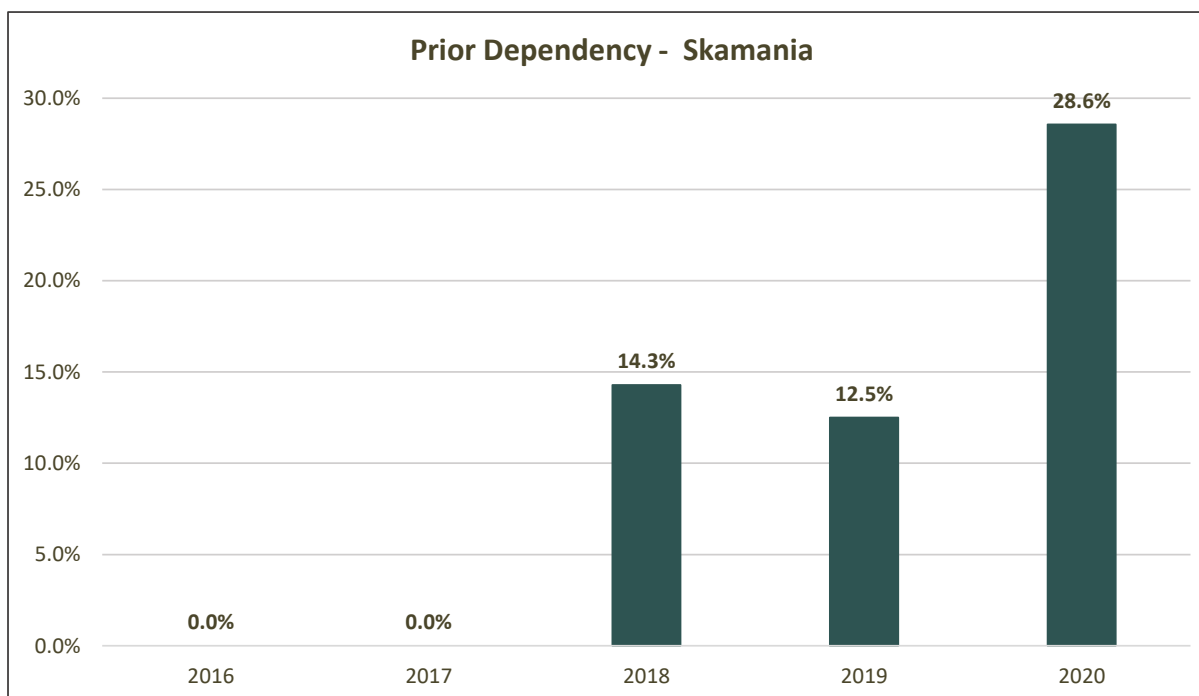
DEMOGRAPHIC CHARACTERISTICS OF CHILDREN IN
DEPENDENCY CASES BY YEAR OF PETITION

			2016	2017	2018	2019	2020
Skamania	Age at Filing	(1) <1 yrs	25%	36%	33%	11%	17%
		(2) 1–2 yrs	25%	9%	17%	22%	17%
		(3) 3–5 yrs			17%		17%
		(4) 6–11 yrs	13%	36%	17%	44%	33%
		(5) 12–17 yrs	38%	18%	17%	22%	17%
	Gender	(1) Female	50%	55%	67%	33%	33%
		(2) Male	50%	45%	33%	67%	67%
	Race	(1) AI/AN	13%	9%	17%	56%	17%
		(3) Black				11%	
		(4) White	50%	73%	83%	22%	67%
		(5) Hispanic	13%	9%			17%
		(6) AI/AN-Multi				11%	
		(7) Black-Multi	25%	9%			

DEPENDENCY FILINGS & RE-DEPENDENCY

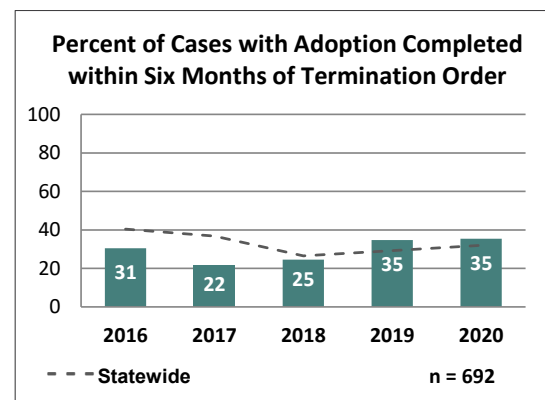
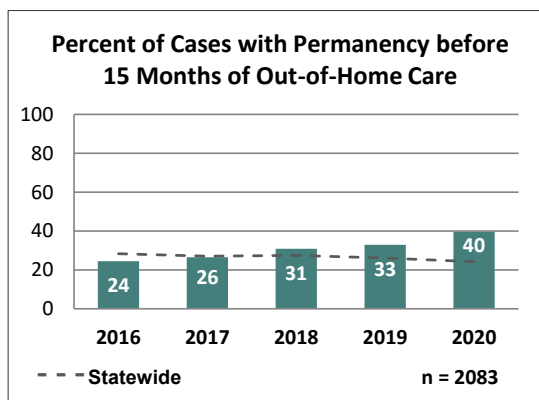
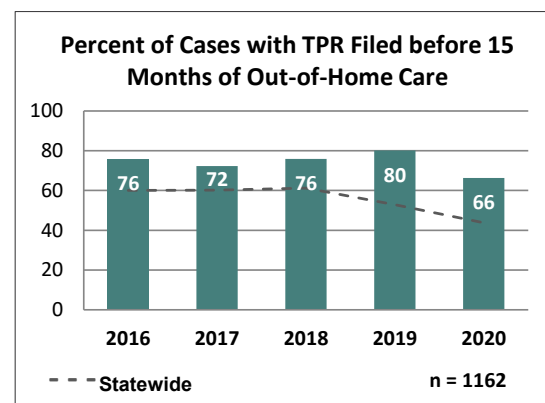
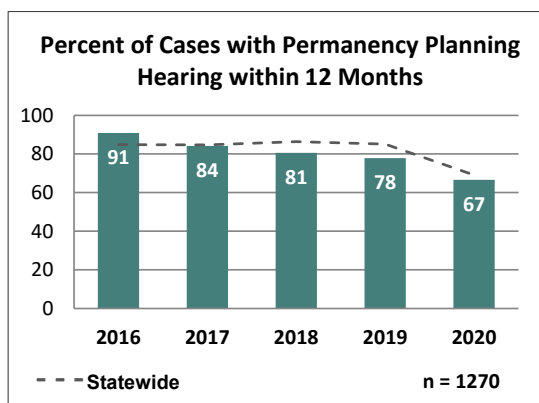
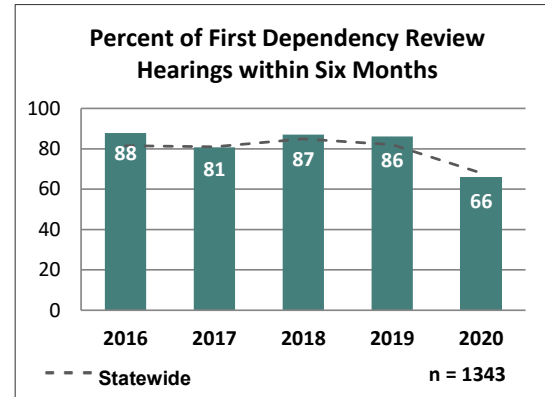
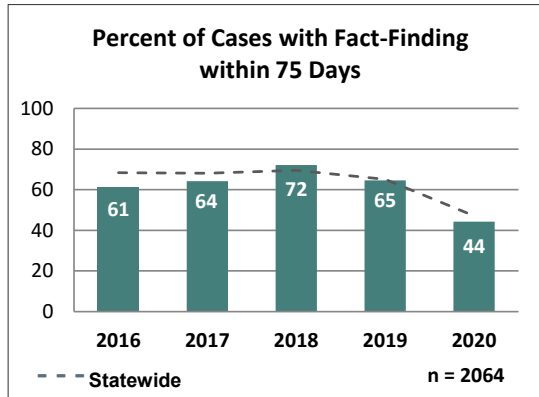


Dependency cases filed during the year that had a PRIOR dependency case for the child that ended with a documented dismissal. Includes priors within county only, and excludes dismissals documented as "Dependency Not Established." Adoption disruptions leading to re-dependency are currently not available.



This page left intentionally blank.

PERFORMANCE MEASURES



< 20 Case Events



20+ Case Events

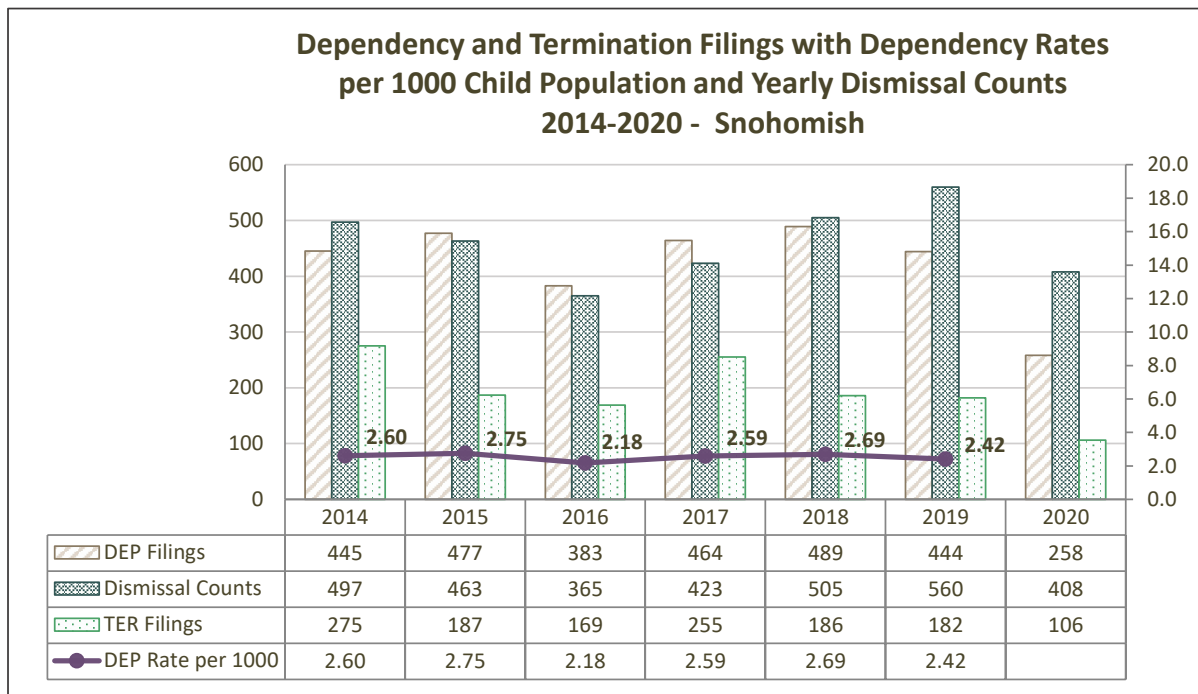
PERMANENCY OUTCOMES

Outcome	Values	2016	2017	2018	2019	2020
Adoptions	Median Months	28	31	31	28	29.5
	% < 15 Months to Outcome	3%	0%	1%	2%	0%
Age of Majority/Emancipation	Median Months	24	44.5	67	39	52.5
	% < 15 Months to Outcome	29%	0%	9%	25%	0%
Guardianships	Median Months	28	24	22	23	25
	% < 15 Months to Outcome	18%	19%	24%	23%	17%
Reunifications	Median Months	17	15	14	14	12
	% < 15 Months to Outcome	40%	47%	51%	55%	64%

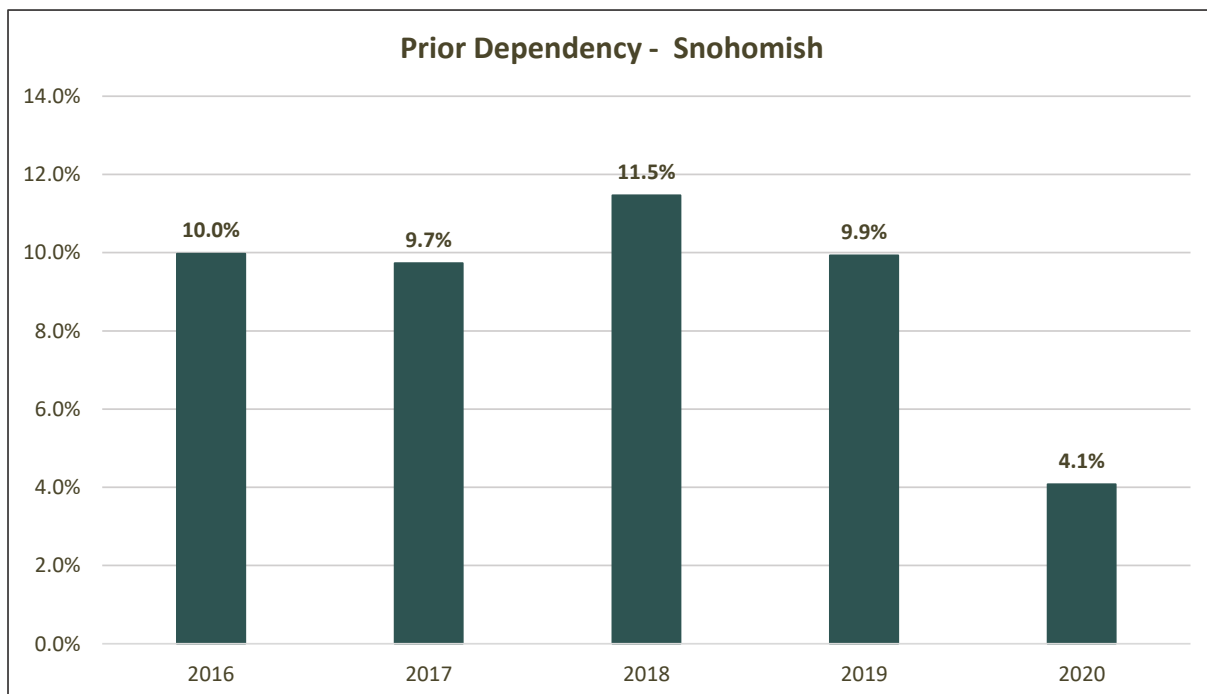
DEMOGRAPHIC CHARACTERISTICS OF CHILDREN IN
DEPENDENCY CASES BY YEAR OF PETITION

			2016	2017	2018	2019	2020
Snohomish	Age at Filing	(1) <1 yrs	31%	31%	29%	27%	35%
		(2) 1–2 yrs	16%	17%	17%	11%	13%
		(3) 3–5 yrs	15%	21%	17%	20%	18%
		(4) 6–11 yrs	25%	21%	23%	27%	21%
		(5) 12–17 yrs	12%	10%	14%	15%	13%
		(6) >17 yrs					0%
	Gender	(1) Female	51%	48%	51%	50%	57%
		(2) Male	49%	52%	49%	50%	43%
	Race	(1) AI/AN	5%	4%	5%	4%	2%
		(2) Asian/PI	1%	2%	2%	5%	4%
		(3) Black	6%	3%	4%	5%	2%
		(4) White	60%	58%	60%	56%	58%
		(5) Hispanic	11%	14%	10%	11%	17%
		(6) AI/AN-Multi	6%	4%	6%	6%	4%
		(7) Black-Multi	9%	12%	10%	9%	9%
		(8) Other-Multi	2%	3%	2%	3%	3%
		(9) Unknown	0%	0%		0%	1%

DEPENDENCY FILINGS & RE-DEPENDENCY

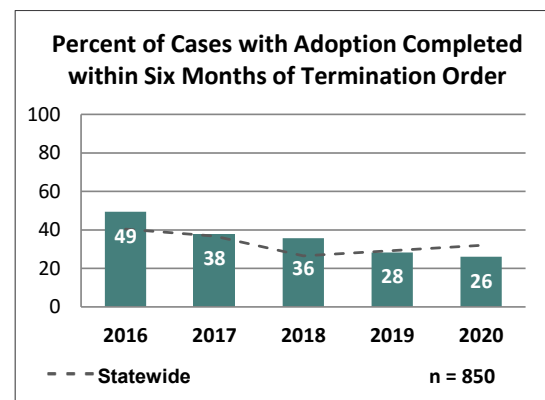
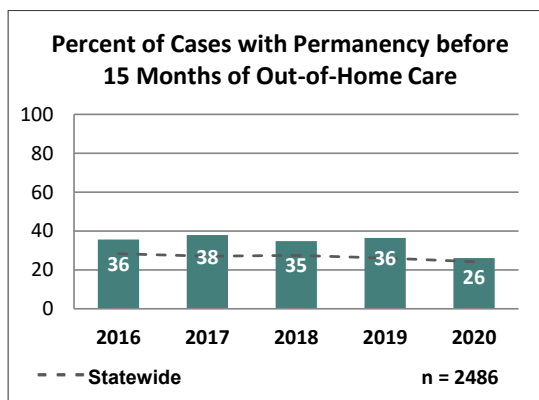
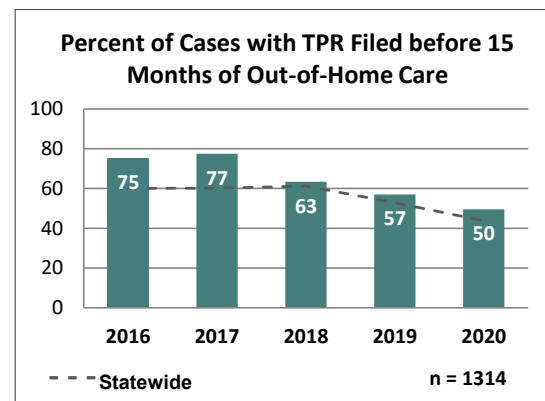
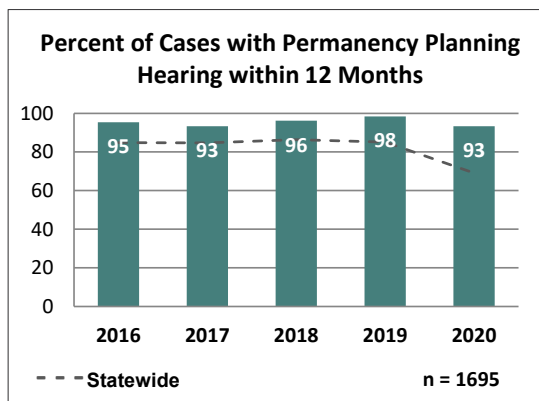
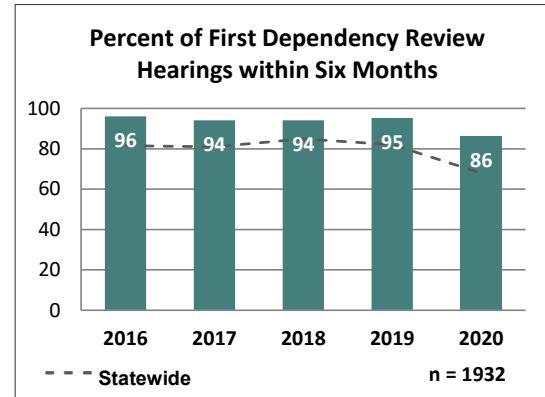
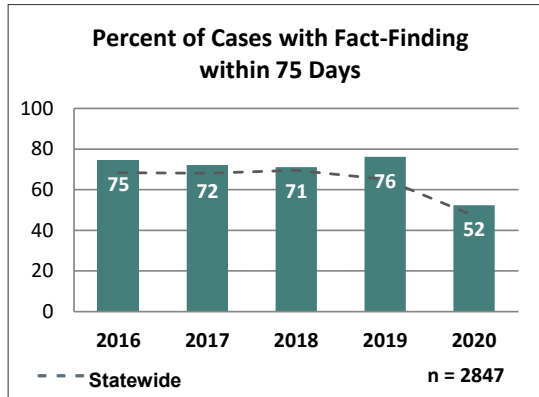


Dependency cases filed during the year that had a PRIOR dependency case for the child that ended with a documented dismissal. Includes priors within county only, and excludes dismissals documented as "Dependency Not Established." Adoption disruptions leading to re-dependency are currently not available.



This page left intentionally blank.

PERFORMANCE MEASURES



< 20 Case Events



20+ Case Events

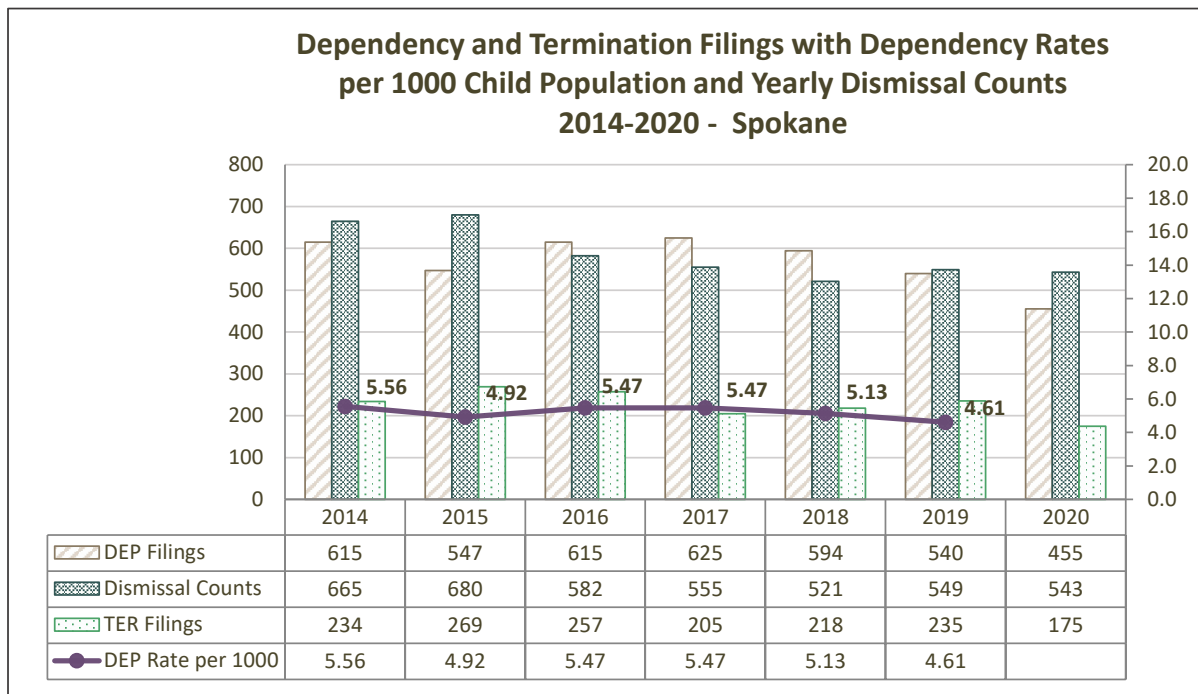
PERMANENCY OUTCOMES

Outcome	Values	2016	2017	2018	2019	2020
Adoptions	Median Months	28	27	28	31	31
	% < 15 Months to Outcome	5%	3%	1%	1%	2%
Age of Majority/Emancipation	Median Months	52.5	54.5	57	32.5	59
	% < 15 Months to Outcome	17%	0%	0%	20%	7%
Guardianships	Median Months	18.5	21	17	21	20
	% < 15 Months to Outcome	28%	24%	29%	38%	39%
Reunifications	Median Months	12	12	12	12	16
	% < 15 Months to Outcome	58%	63%	59%	58%	41%

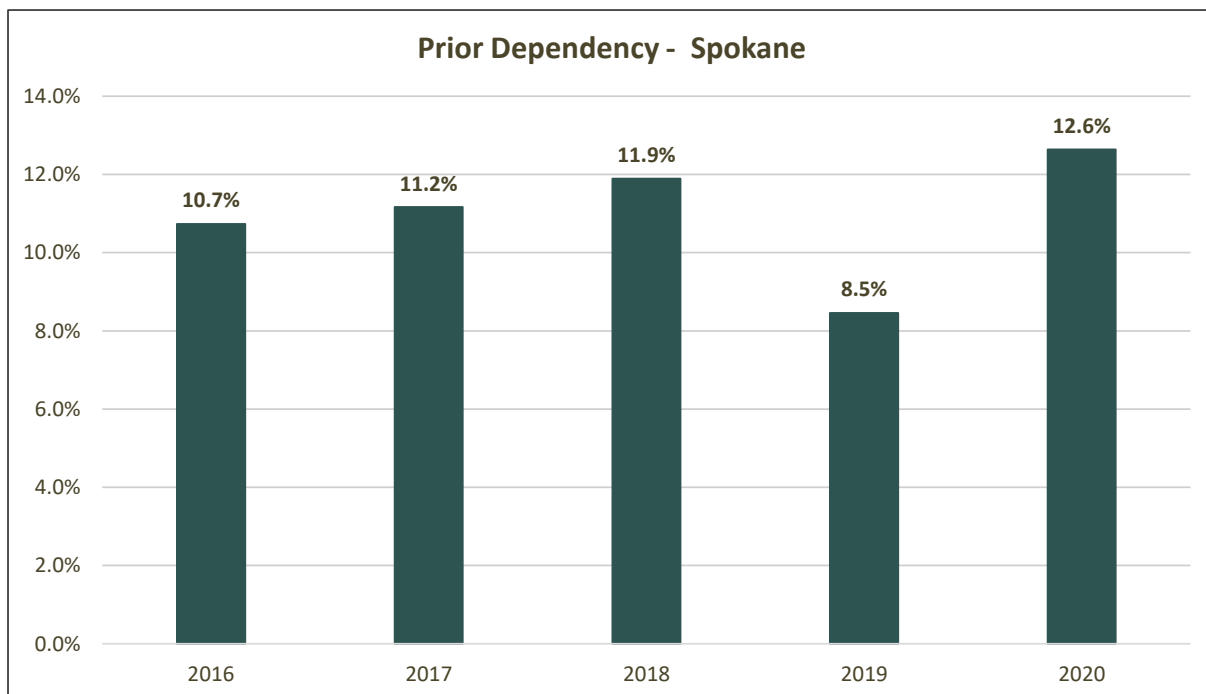
DEMOGRAPHIC CHARACTERISTICS OF CHILDREN IN
DEPENDENCY CASES BY YEAR OF PETITION

			2016	2017	2018	2019	2020
Spokane	Age at Filing	(1) <1 yrs	30%	32%	29%	28%	32%
		(2) 1–2 yrs	18%	13%	14%	13%	18%
		(3) 3–5 yrs	17%	17%	16%	16%	18%
		(4) 6–11 yrs	25%	24%	26%	27%	23%
		(5) 12–17 yrs	11%	13%	14%	15%	9%
		(6) >17 yrs		1%	1%	1%	1%
	Gender	(1) Female	43%	49%	49%	49%	48%
		(2) Male	57%	51%	51%	51%	52%
	Race	(1) AI/AN	3%	3%	3%	3%	2%
		(2) Asian/PI	0%	0%	1%	1%	1%
		(3) Black	2%	4%	1%	3%	4%
		(4) White	57%	56%	54%	59%	51%
		(5) Hispanic	11%	7%	10%	11%	8%
		(6) AI/AN-Multi	20%	19%	19%	14%	25%
		(7) Black-Multi	7%	8%	8%	9%	5%
		(8) Other-Multi	1%	3%	5%	1%	3%

DEPENDENCY FILINGS & RE-DEPENDENCY

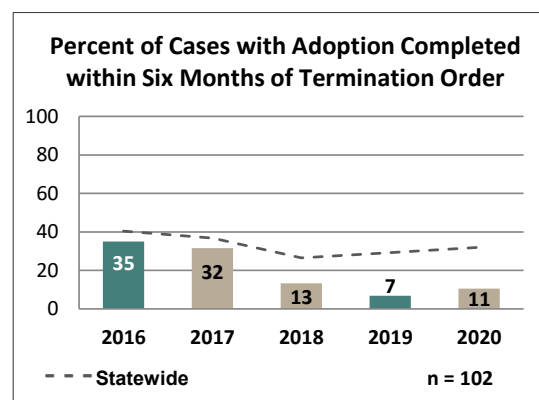
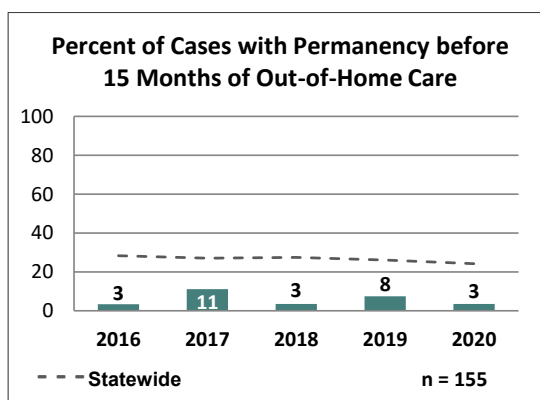
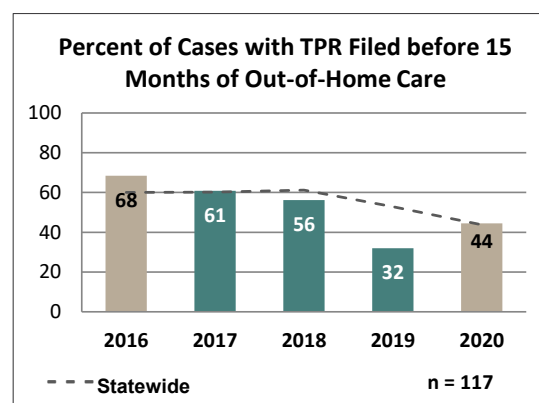
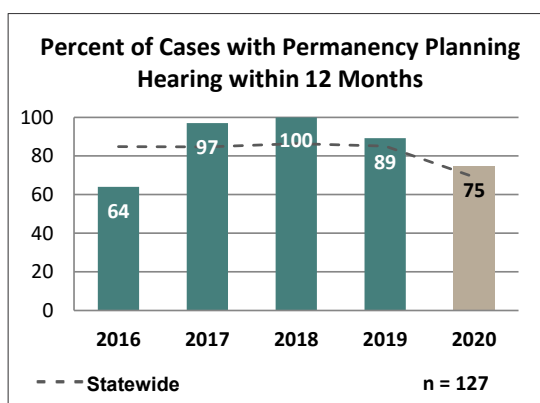
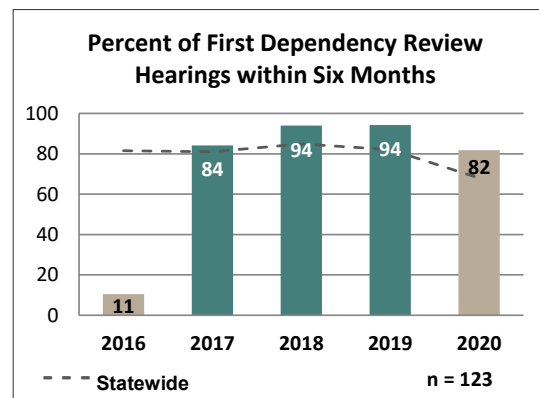
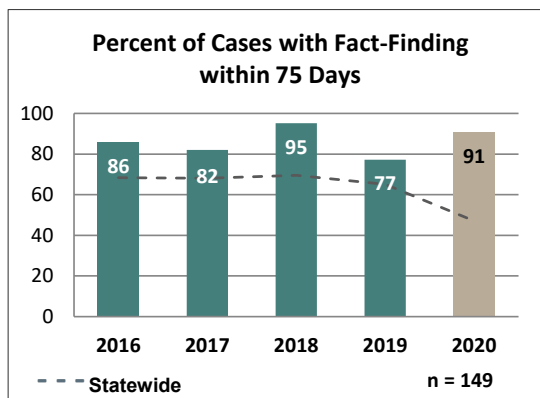


Dependency cases filed during the year that had a PRIOR dependency case for the child that ended with a documented dismissal. Includes priors within county only, and excludes dismissals documented as "Dependency Not Established." Adoption disruptions leading to re-dependency are currently not available.



This page left intentionally blank.

PERFORMANCE MEASURES



< 20 Case Events



20+ Case Events

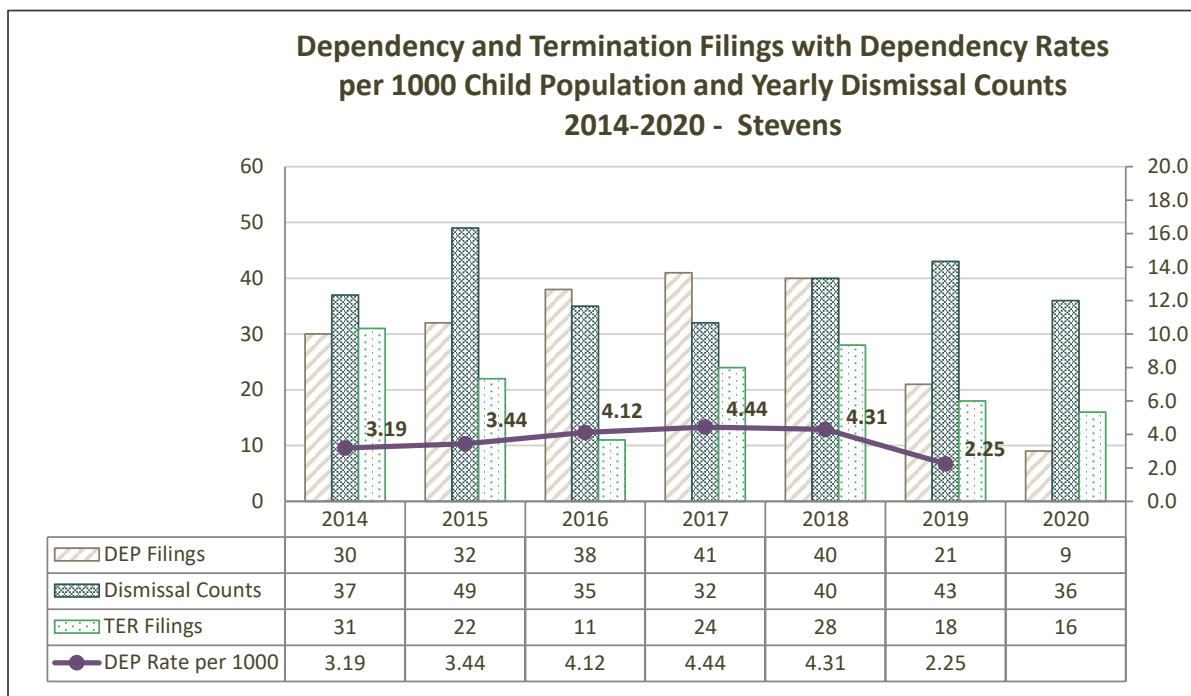
PERMANENCY OUTCOMES

Outcome	Values	2016	2017	2018	2019	2020
Adoptions	Median Months	34	28	25	31	31
	% < 15 Months to Outcome	5%	5%	0%	3%	0%
Age of Majority/Emancipation	Median Months	122	136.5	98.5		
	% < 15 Months to Outcome	0%	0%	0%		
Guardianships	Median Months	15	46			23
	% < 15 Months to Outcome	0%	0%			0%
Reunifications	Median Months	23.5	27	21.5	18	21
	% < 15 Months to Outcome	0%	40%	10%	18%	11%

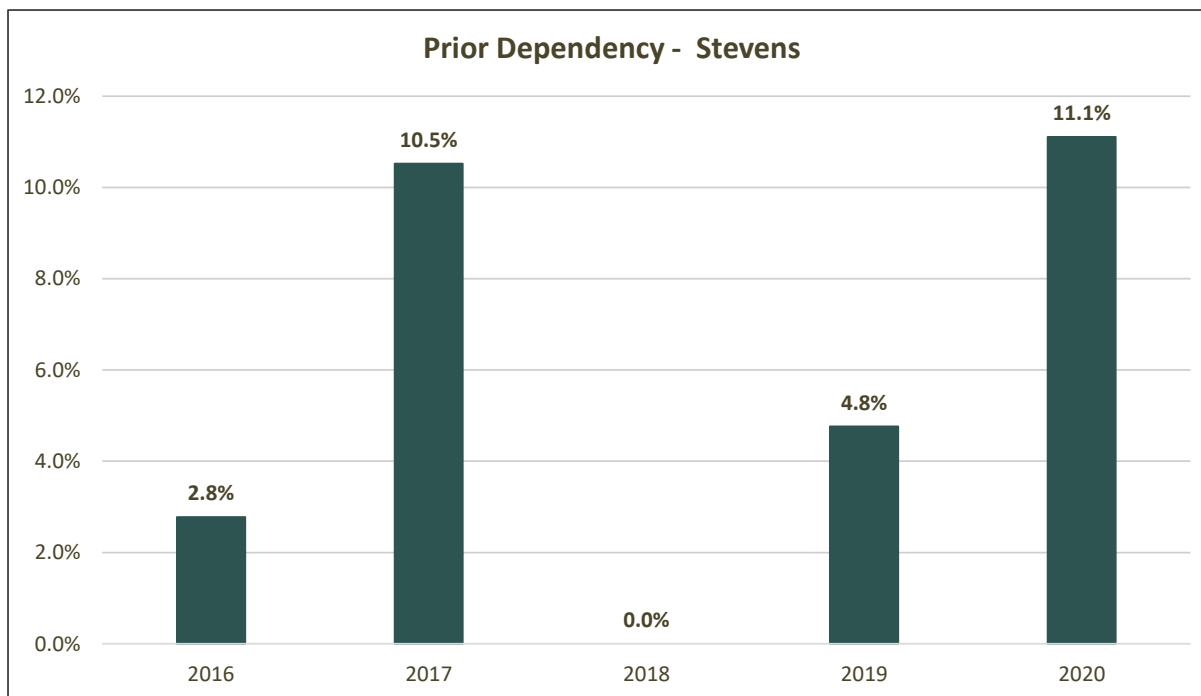
DEMOGRAPHIC CHARACTERISTICS OF CHILDREN IN DEPENDENCY CASES BY YEAR OF PETITION

			2016	2017	2018	2019	2020
Stevens	Age at Filing	(1) <1 yrs	42%	22%	28%	38%	44%
		(2) 1–2 yrs	13%	22%	15%	10%	22%
		(3) 3–5 yrs	13%	15%	25%	14%	11%
		(4) 6–11 yrs	26%	29%	30%	29%	
		(5) 12–17 yrs	3%	12%	3%	5%	
		(6) >17 yrs	3%			5%	22%
	Gender	(1) Female	61%	54%	58%	48%	33%
		(2) Male	39%	46%	43%	52%	67%
	Race	(1) AI/AN		2%	10%	14%	11%
		(4) White	66%	76%	73%	71%	67%
		(5) Hispanic	8%	12%			
		(6) AI/AN-Multi	21%	5%	8%	14%	11%
		(7) Black-Multi	5%		8%		11%
		(8) Other-Multi		5%	3%		

DEPENDENCY FILINGS & RE-DEPENDENCY

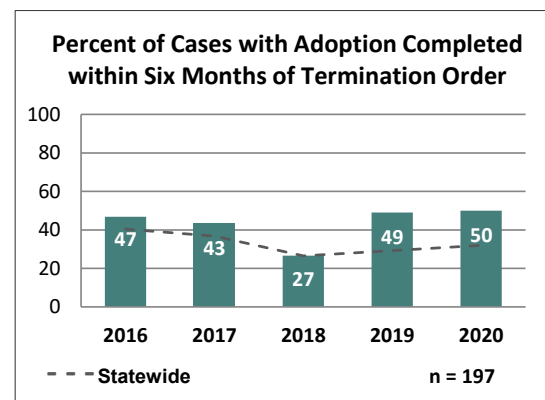
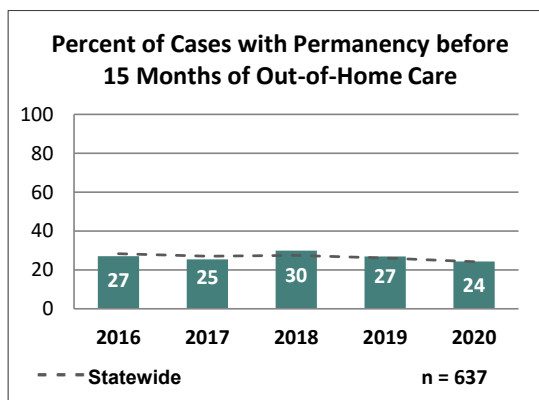
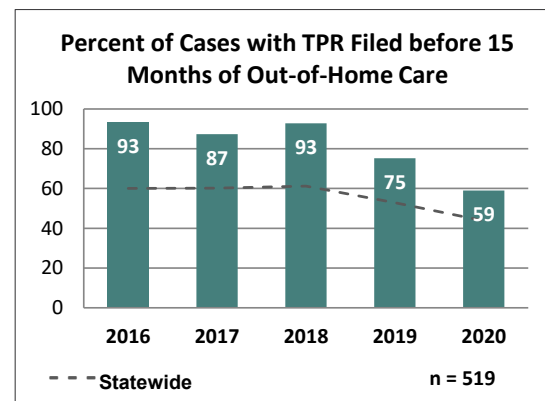
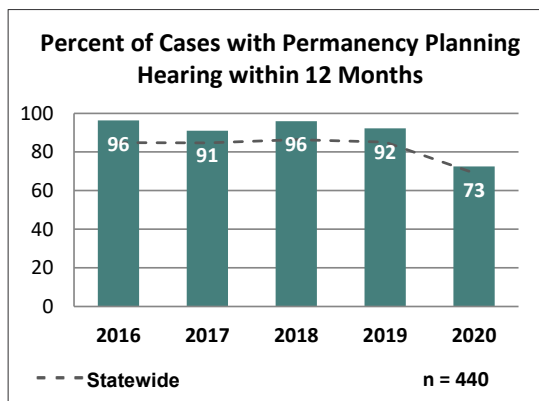
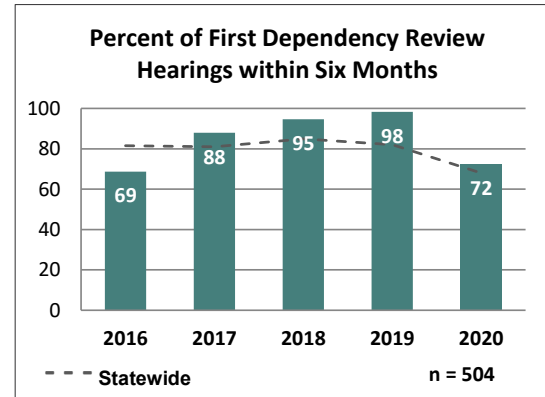
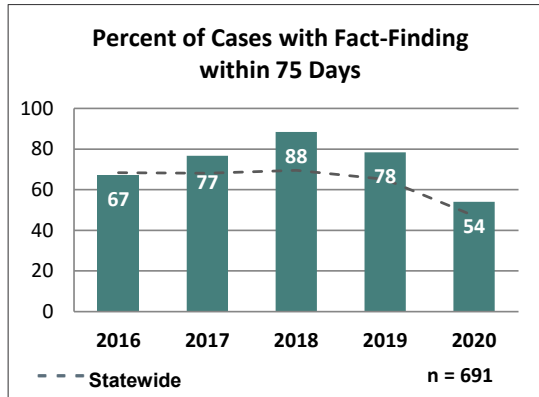


Dependency cases filed during the year that had a PRIOR dependency case for the child that ended with a documented dismissal. Includes priors within county only, and excludes dismissals documented as "Dependency Not Established." Adoption disruptions leading to re-dependency are currently not available.



This page left intentionally blank.

PERFORMANCE MEASURES



< 20 Case Events



20+ Case Events

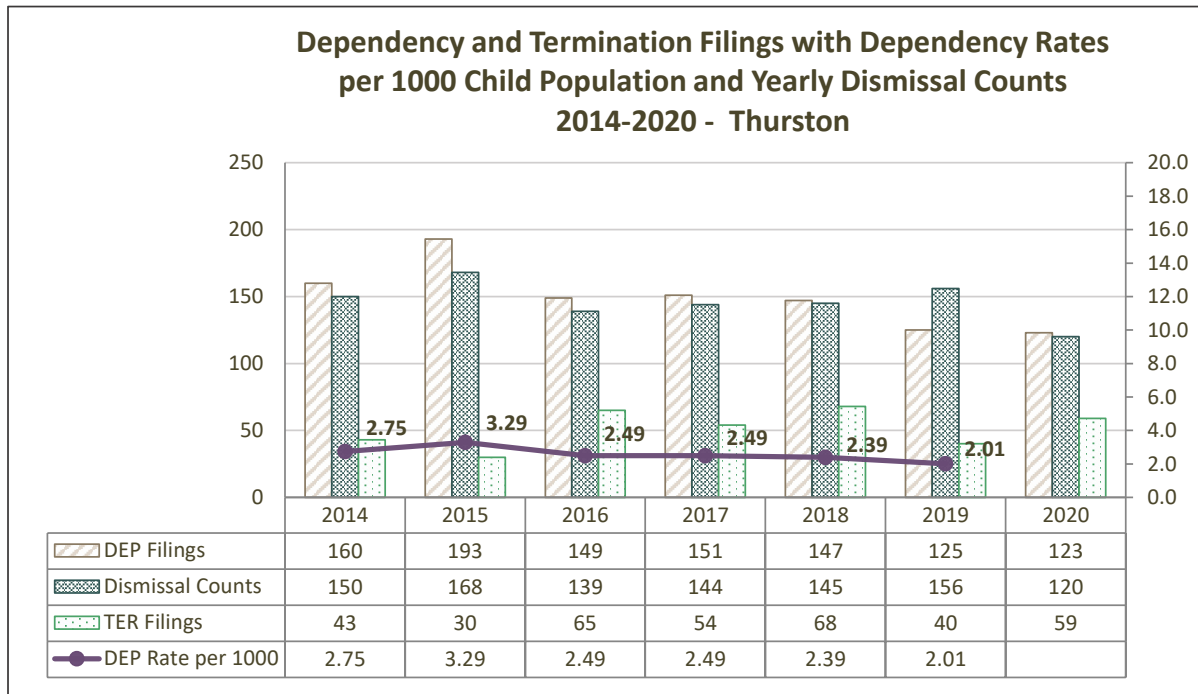
PERMANENCY OUTCOMES

Outcome	Values	2016	2017	2018	2019	2020
Adoptions	Median Months	26.5	32	28	30	37
	% < 15 Months to Outcome	6%	6%	6%	2%	2%
Age of Majority/Emancipation	Median Months	21	31	59.5	52	18
	% < 15 Months to Outcome	25%	0%	0%	0%	25%
Guardianships	Median Months	13	22	25	18	20.5
	% < 15 Months to Outcome	50%	23%	27%	44%	38%
Reunifications	Median Months	17	16	16	19	17.5
	% < 15 Months to Outcome	33%	43%	43%	42%	40%

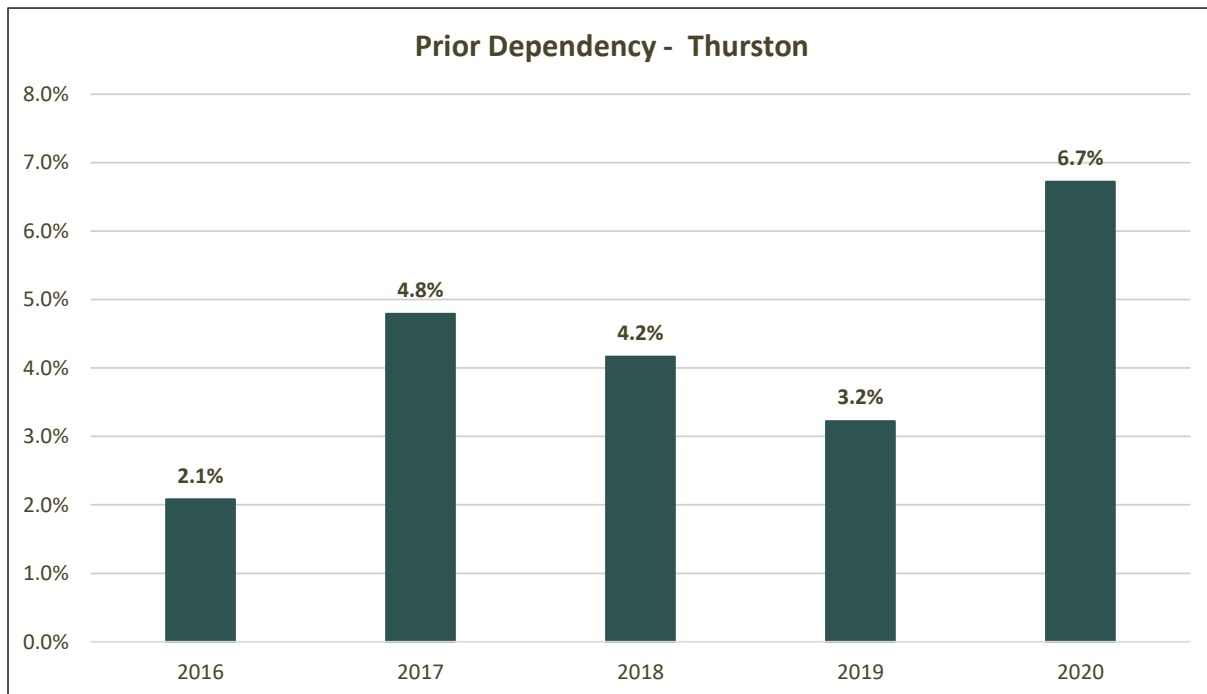
DEMOGRAPHIC CHARACTERISTICS OF CHILDREN IN
DEPENDENCY CASES BY YEAR OF PETITION

			2016	2017	2018	2019	2020
Thurston	Age at Filing	(1) <1 yrs	33%	27%	27%	34%	41%
		(2) 1–2 yrs	13%	16%	16%	9%	16%
		(3) 3–5 yrs	18%	20%	16%	14%	13%
		(4) 6–11 yrs	21%	20%	22%	26%	13%
		(5) 12–17 yrs	16%	17%	18%	16%	17%
	Gender	(1) Female	43%	45%	55%	50%	55%
		(2) Male	57%	55%	45%	50%	45%
	Race	(1) AI/AN	4%	5%	1%		2%
		(2) Asian/PI	3%	3%		3%	
		(3) Black	6%	3%	5%	9%	3%
		(4) White	65%	56%	69%	65%	57%
		(5) Hispanic	8%	11%	10%	10%	13%
		(6) AI/AN-Multi	5%	10%	5%	5%	7%
		(7) Black-Multi	1%	8%	7%	4%	7%
		(8) Other-Multi	7%	3%	1%	4%	10%
		(9) Unknown			1%		2%

DEPENDENCY FILINGS & RE-DEPENDENCY

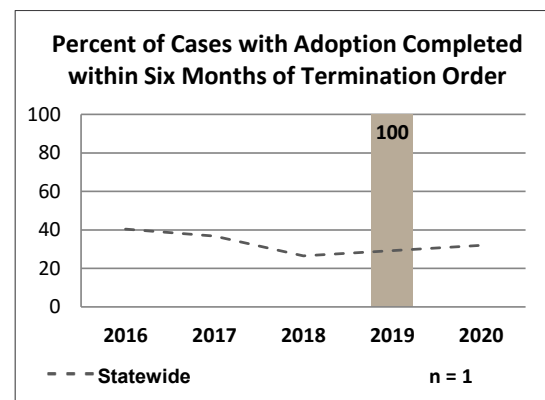
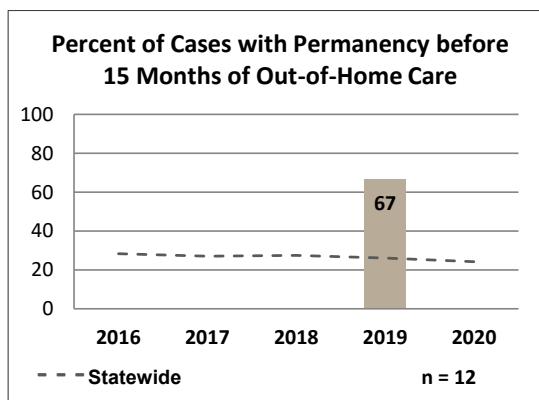
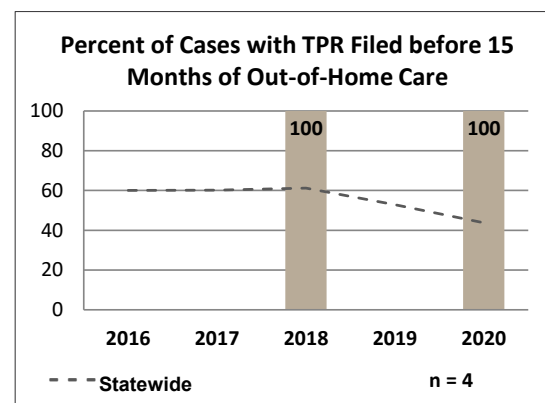
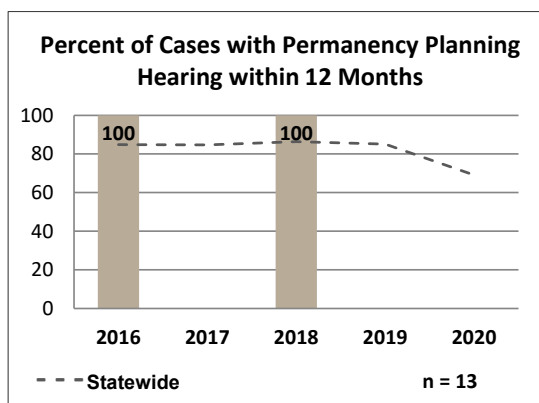
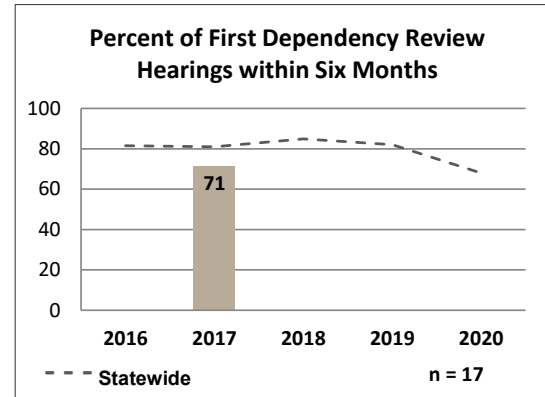
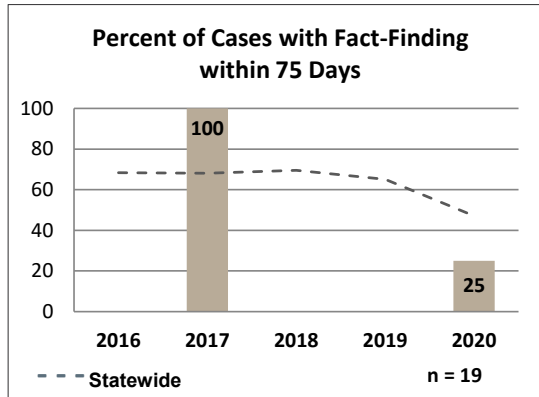


Dependency cases filed during the year that had a PRIOR dependency case for the child that ended with a documented dismissal. Includes priors within county only, and excludes dismissals documented as "Dependency Not Established." Adoption disruptions leading to re-dependency are currently not available.



This page left intentionally blank.

PERFORMANCE MEASURES



< 20 Case Events



20+ Case Events

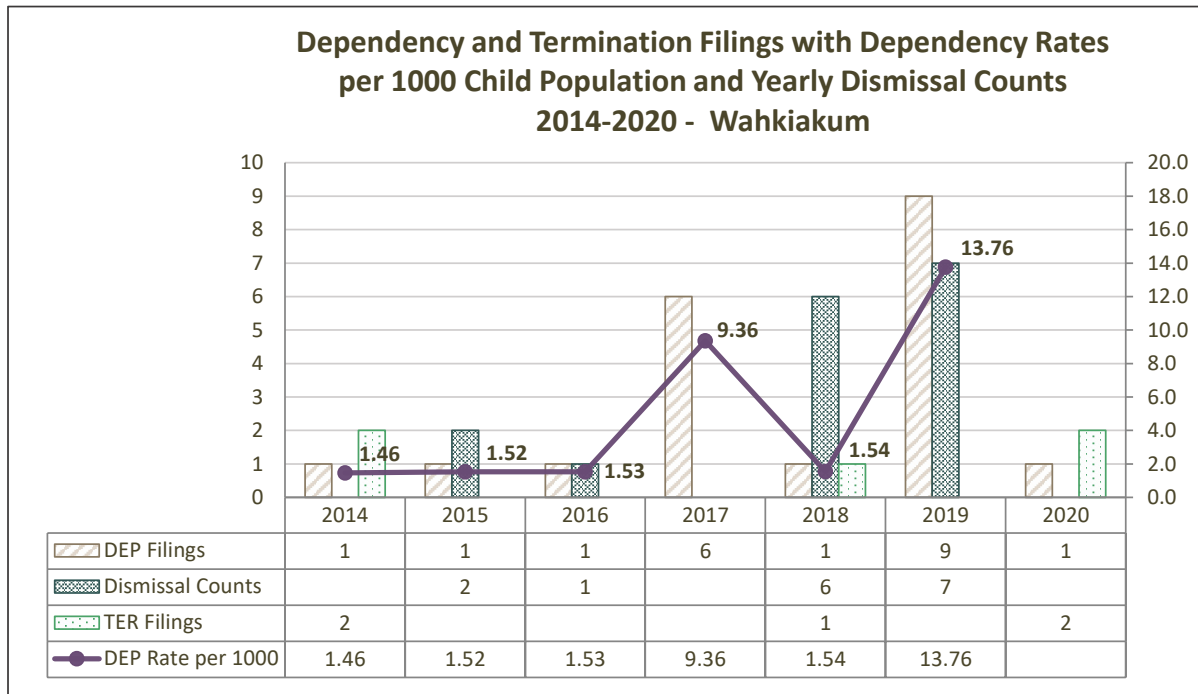
PERMANENCY OUTCOMES

Outcome	Values	2016	2017	2018	2019	2020
Adoptions	Median Months				20	
	% < 15 Months to Outcome				0%	
Age of Majority/Emancipation	Median Months					
	% < 15 Months to Outcome					
Guardianships	Median Months					
	% < 15 Months to Outcome					
Reunifications	Median Months			22	6	
	% < 15 Months to Outcome			0%	80%	


DEMOGRAPHIC CHARACTERISTICS OF CHILDREN IN DEPENDENCY CASES BY YEAR OF PETITION

			2016	2017	2018	2019	2020
Wahkiakum	Age at Filing	(1) <1 yrs		17%			
		(2) 1–2 yrs			100%	11%	
		(3) 3–5 yrs				33%	
		(4) 6–11 yrs		50%		44%	
		(5) 12–17 yrs	100%	33%		11%	100%
	Gender	(1) Female		33%	100%	33%	
		(2) Male	100%	67%		67%	100%
	Race	(4) White	100%		100%	89%	100%
		(5) Hispanic		100%			
		(7) Black-Multi				11%	

DEPENDENCY FILINGS & RE-DEPENDENCY

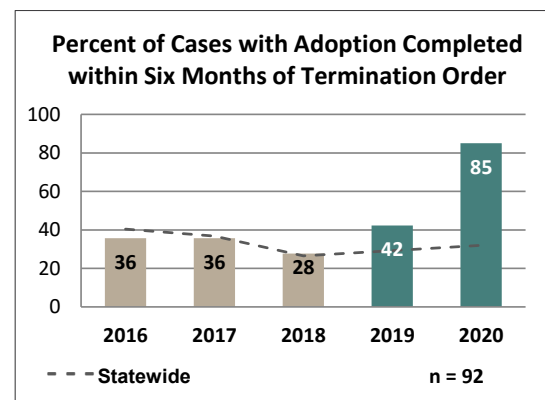
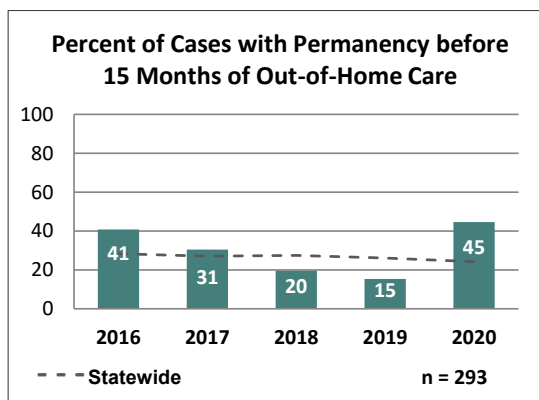
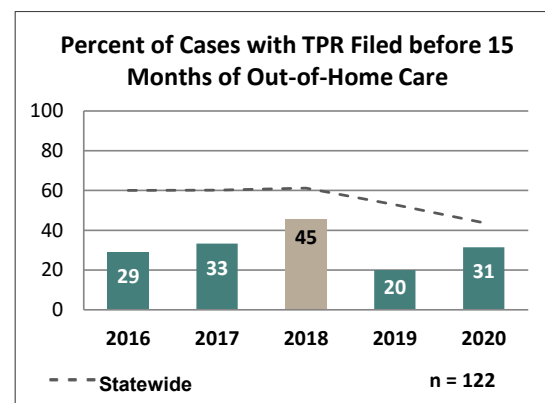
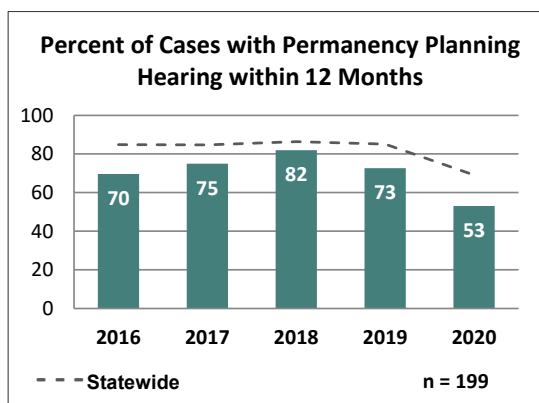
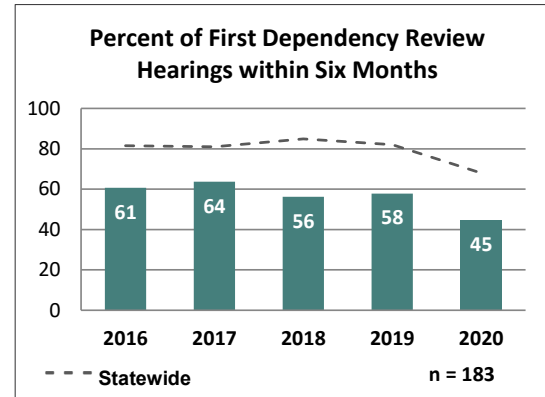
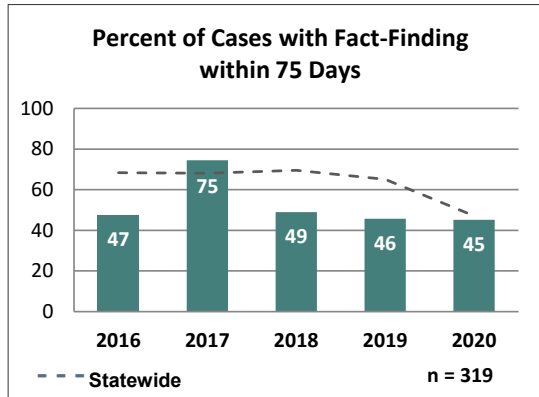


Dependency cases filed during the year that had a PRIOR dependency case for the child that ended with a documented dismissal. Includes priors within county only, and excludes dismissals documented as "Dependency Not Established." Adoption disruptions leading to re-dependency are currently not available.



This page left intentionally blank.

PERFORMANCE MEASURES



< 20 Case Events



20+ Case Events

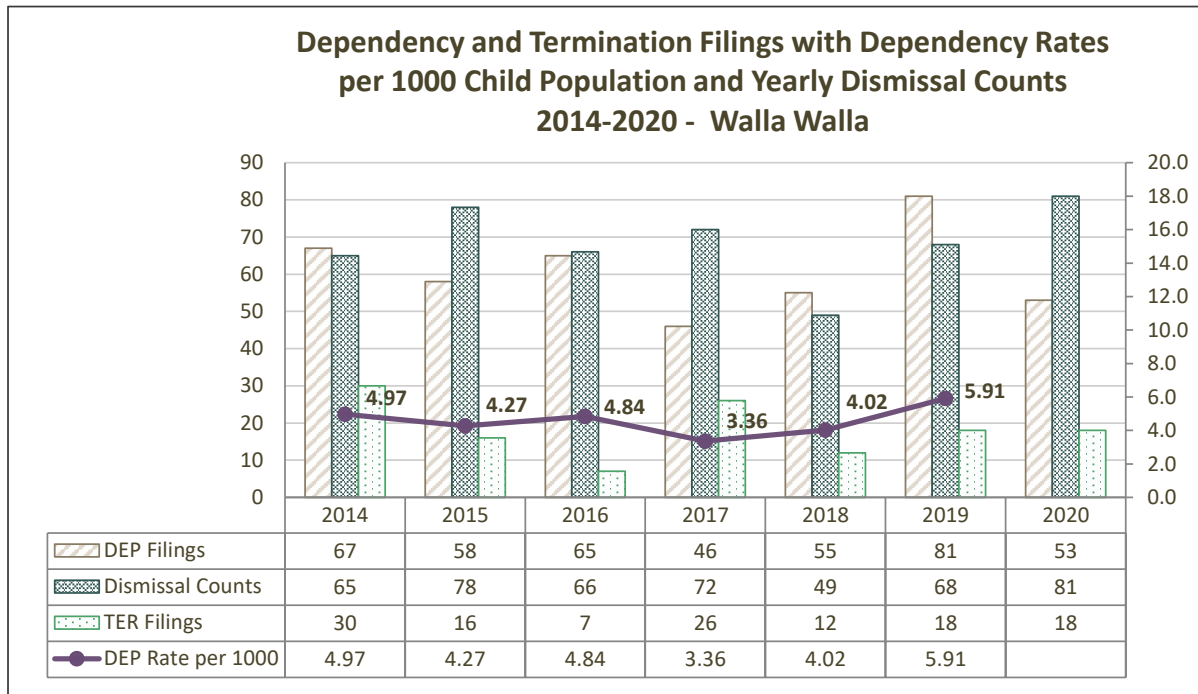
PERMANENCY OUTCOMES

Outcome	Values	2016	2017	2018	2019	2020
Adoptions	Median Months	37.5	37	32	44	28
	% < 15 Months to Outcome	14%	7%	0%	4%	5%
Age of Majority/Emancipation	Median Months	27	48	64	13.5	74
	% < 15 Months to Outcome	0%	0%	0%	50%	0%
Guardianships	Median Months	30	39	2	34.5	29.5
	% < 15 Months to Outcome	40%	0%	60%	0%	50%
Reunifications	Median Months	11	14	21.5	22	13
	% < 15 Months to Outcome	58%	55%	27%	23%	63%

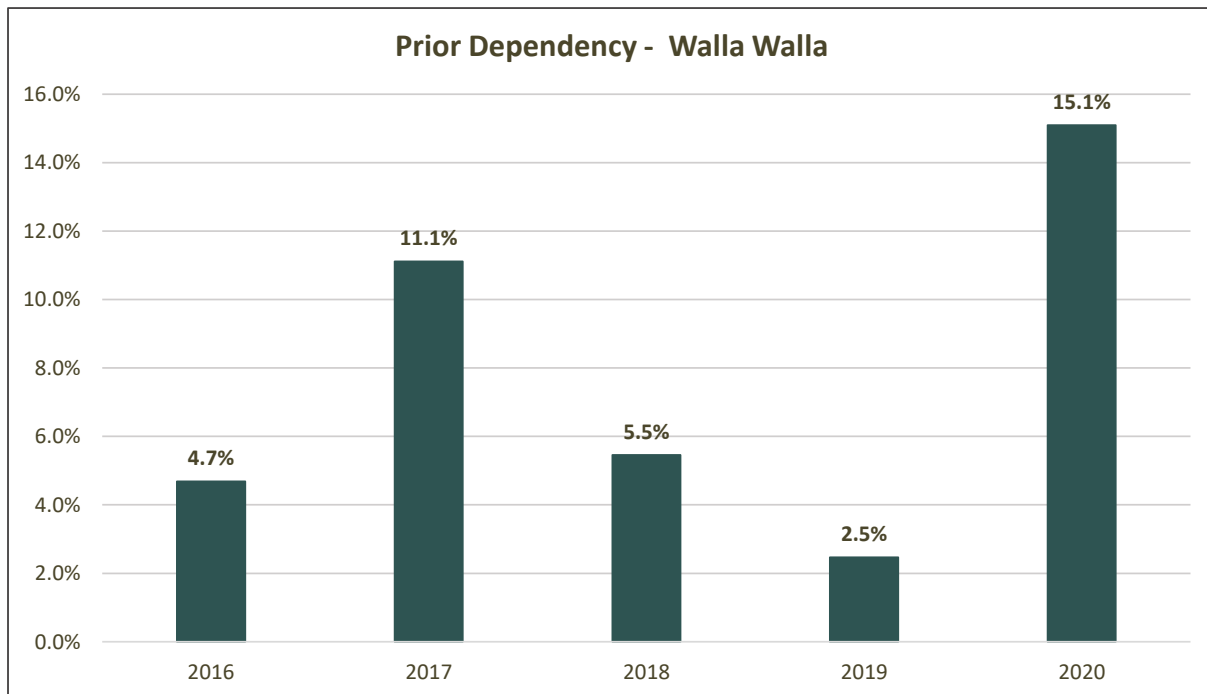
DEMOGRAPHIC CHARACTERISTICS OF CHILDREN IN
DEPENDENCY CASES BY YEAR OF PETITION

			2016	2017	2018	2019	2020
Walla Walla	Age at Filing	(1) <1 yrs	26%	35%	33%	27%	33%
		(2) 1–2 yrs	13%	24%	16%	11%	10%
		(3) 3–5 yrs	16%	24%	7%	17%	19%
		(4) 6–11 yrs	30%	11%	27%	27%	29%
		(5) 12–17 yrs	15%	4%	16%	16%	10%
		(6) >17 yrs		2%		1%	
	Gender	(1) Female	44%	57%	65%	58%	40%
		(2) Male	56%	43%	35%	42%	60%
	Race	(1) AI/AN		4%			
		(3) Black	7%	2%			
		(4) White	51%	41%	58%	53%	46%
		(5) Hispanic	23%	30%	22%	36%	44%
		(6) AI/AN-Multi	16%	15%	15%	5%	8%
		(7) Black-Multi	2%	2%	5%	5%	2%
		(8) Other-Multi	2%	4%		1%	

DEPENDENCY FILINGS & RE-DEPENDENCY

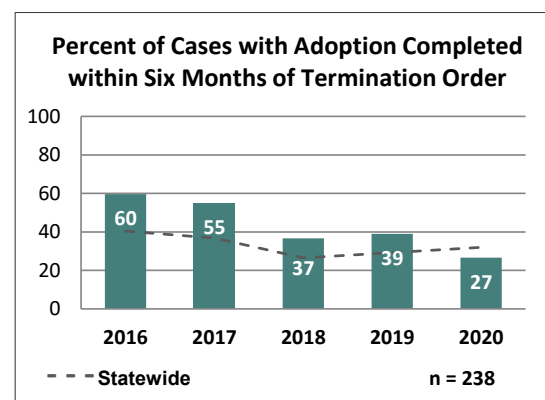
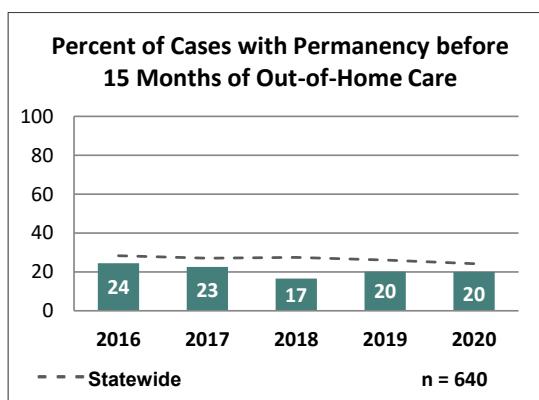
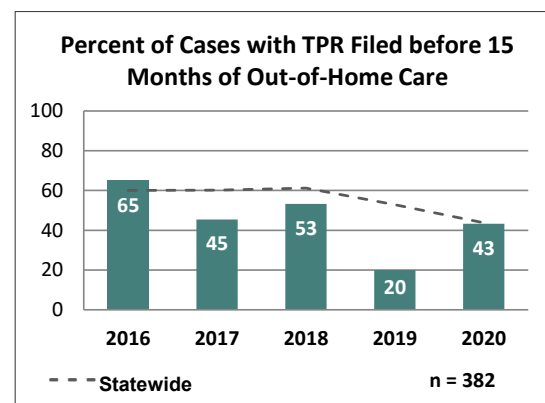
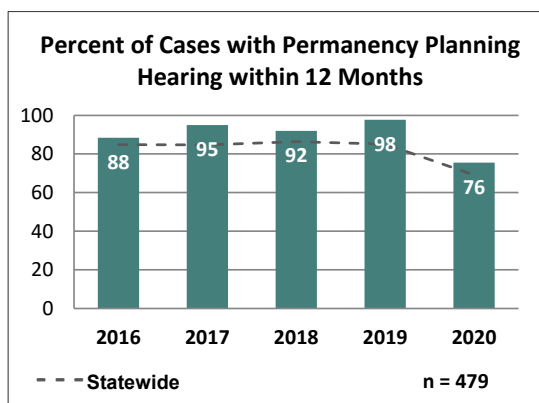
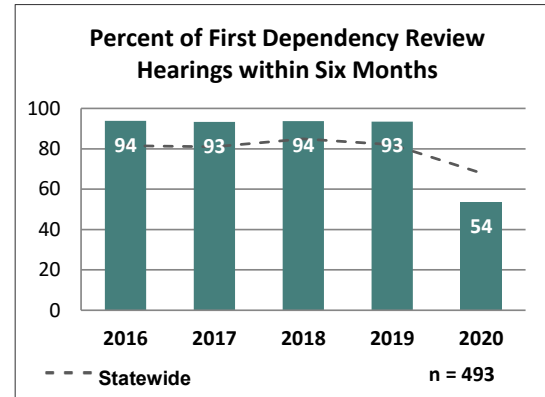
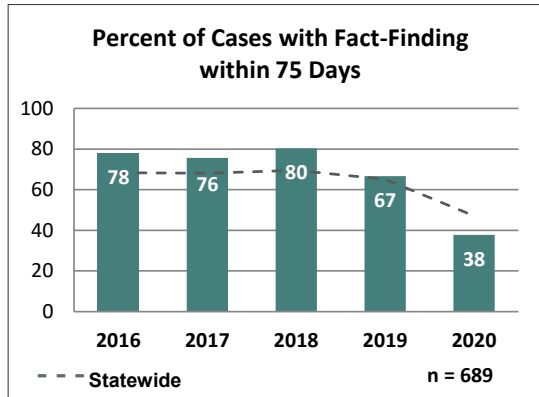


Dependency cases filed during the year that had a PRIOR dependency case for the child that ended with a documented dismissal. Includes priors within county only, and excludes dismissals documented as "Dependency Not Established." Adoption disruptions leading to re-dependency are currently not available.



This page left intentionally blank.

PERFORMANCE MEASURES



< 20 Case Events



20+ Case Events

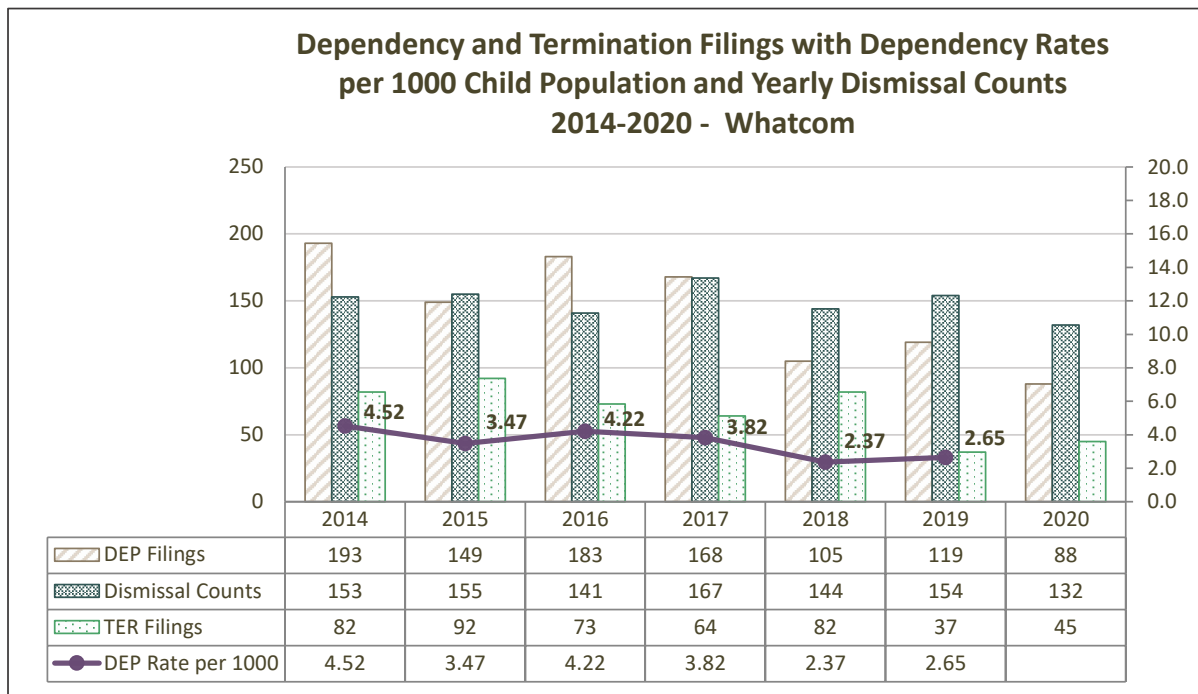
PERMANENCY OUTCOMES

Outcome	Values	2016	2017	2018	2019	2020
Adoptions	Median Months	27	32.5	32	34	40.5
	% < 15 Months to Outcome	5%	0%	0%	3%	0%
Age of Majority/Emancipation	Median Months	38	50.5	50	34	36
	% < 15 Months to Outcome	20%	0%	0%	0%	0%
Guardianships	Median Months	27.5	24.5	34.5	32	26
	% < 15 Months to Outcome	20%	20%	0%	14%	33%
Reunifications	Median Months	18	17	18	22	16
	% < 15 Months to Outcome	40%	41%	29%	38%	31%

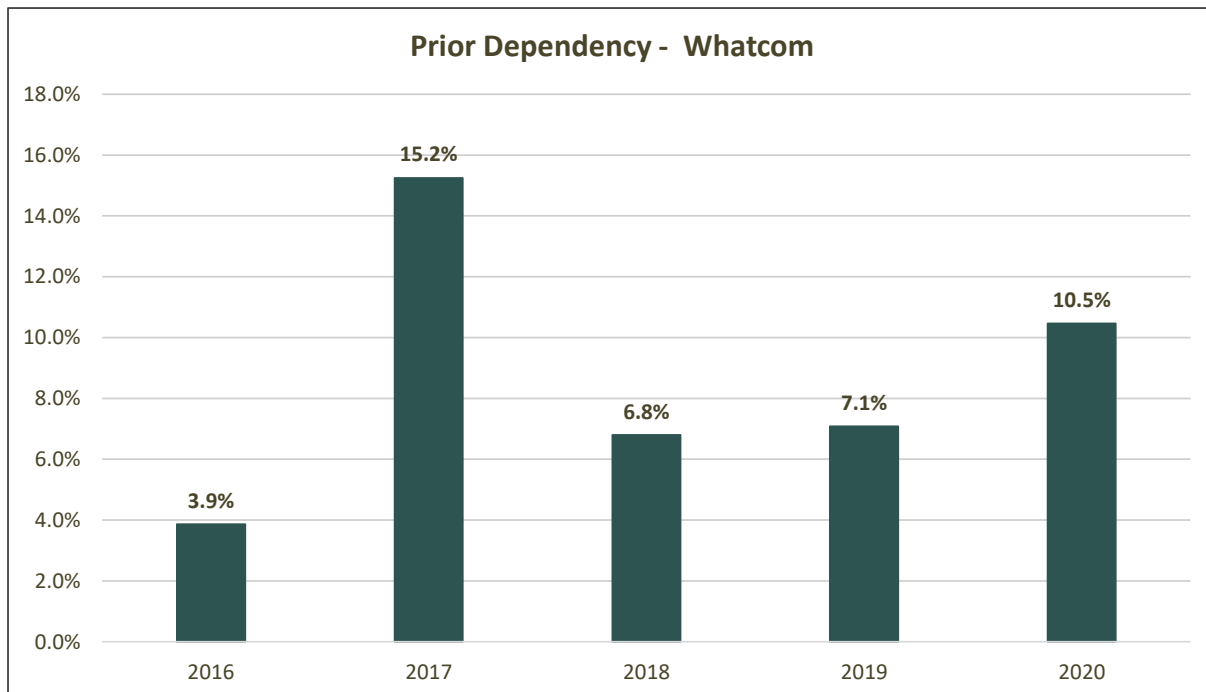
DEMOGRAPHIC CHARACTERISTICS OF CHILDREN IN DEPENDENCY CASES BY YEAR OF PETITION

			2016	2017	2018	2019	2020
Whatcom	Age at Filing	(1) <1 yrs	25%	27%	40%	23%	33%
		(2) 1–2 yrs	19%	15%	11%	18%	7%
		(3) 3–5 yrs	22%	17%	20%	20%	24%
		(4) 6–11 yrs	23%	24%	21%	24%	28%
		(5) 12–17 yrs	11%	17%	7%	15%	9%
		(6) >17 yrs		1%			
	Gender	(1) Female	47%	53%	49%	50%	49%
		(2) Male	53%	47%	51%	50%	51%
	Race	(1) AI/AN	18%	15%	24%	16%	16%
		(2) Asian/PI		1%	1%	5%	
		(3) Black	2%	1%	1%	2%	
		(4) White	48%	52%	39%	52%	57%
		(5) Hispanic	13%	13%	15%	11%	13%
		(6) AI/AN-Multi	8%	10%	10%	6%	11%
		(7) Black-Multi	11%	6%	6%	7%	4%
		(8) Other-Multi	1%	1%	3%	1%	
		(9) Unknown		1%			

DEPENDENCY FILINGS & RE-DEPENDENCY

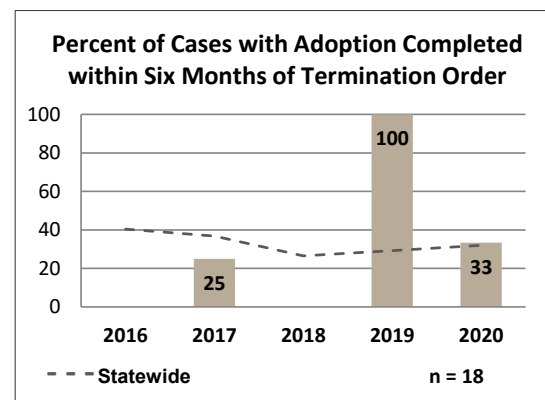
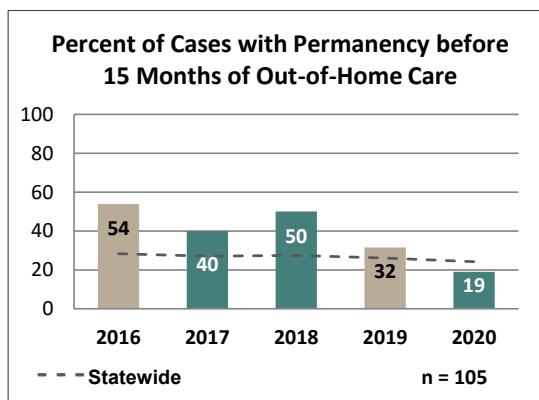
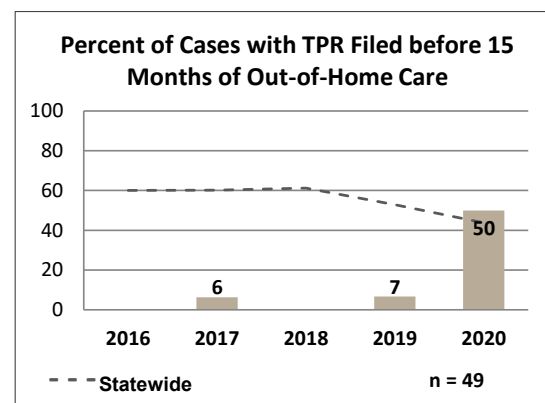
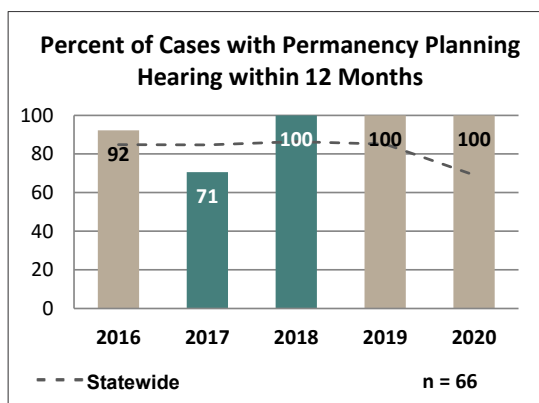
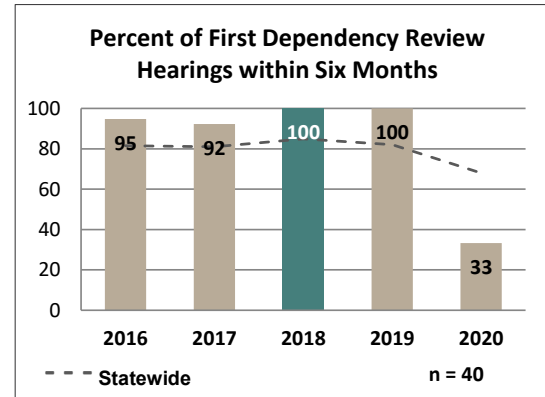
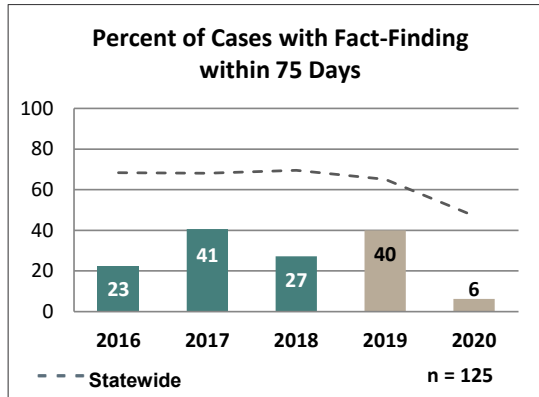


Dependency cases filed during the year that had a PRIOR dependency case for the child that ended with a documented dismissal. Includes priors within county only, and excludes dismissals documented as "Dependency Not Established." Adoption disruptions leading to re-dependency are currently not available.



This page left intentionally blank.

PERFORMANCE MEASURES



< 20 Case Events



20+ Case Events

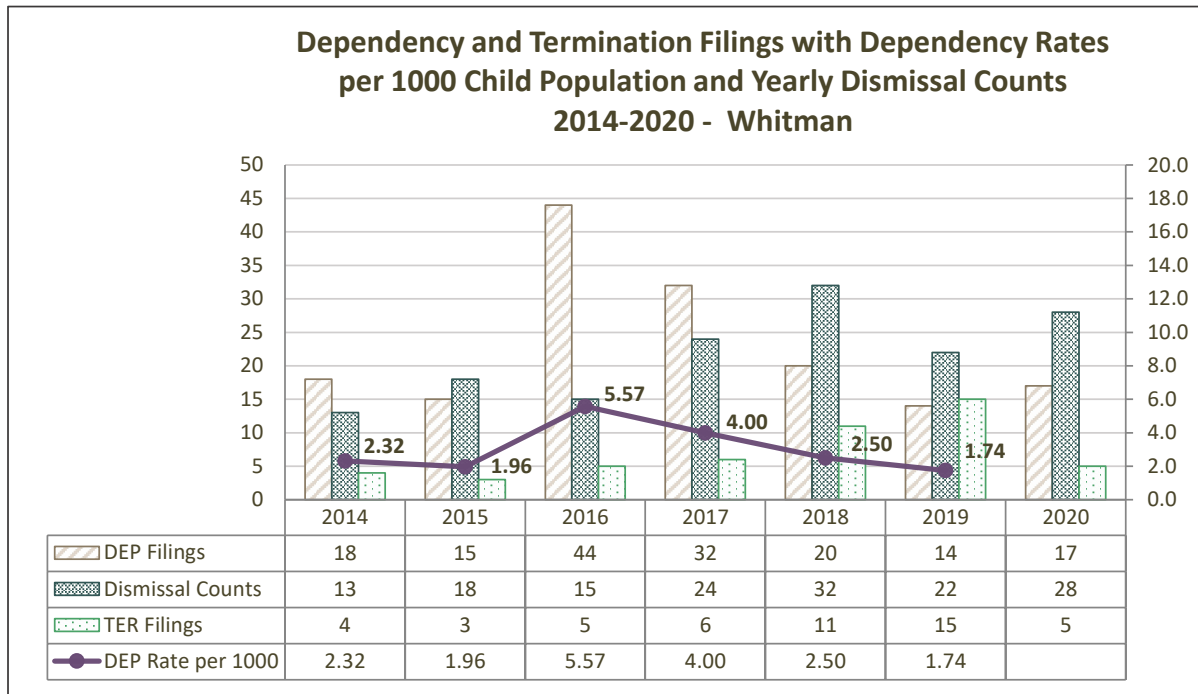
PERMANENCY OUTCOMES

Outcome	Values	2016	2017	2018	2019	2020
Adoptions	Median Months	39.5	53	28	51	38
	% < 15 Months to Outcome	0%	0%	0%	33%	0%
Age of Majority/Emancipation	Median Months		45	30.5		
	% < 15 Months to Outcome		0%	50%		
Guardianships	Median Months		0	27	28	33
	% < 15 Months to Outcome		100%	0%	0%	0%
Reunifications	Median Months	10	14	5	28	29
	% < 15 Months to Outcome	64%	50%	71%	33%	29%

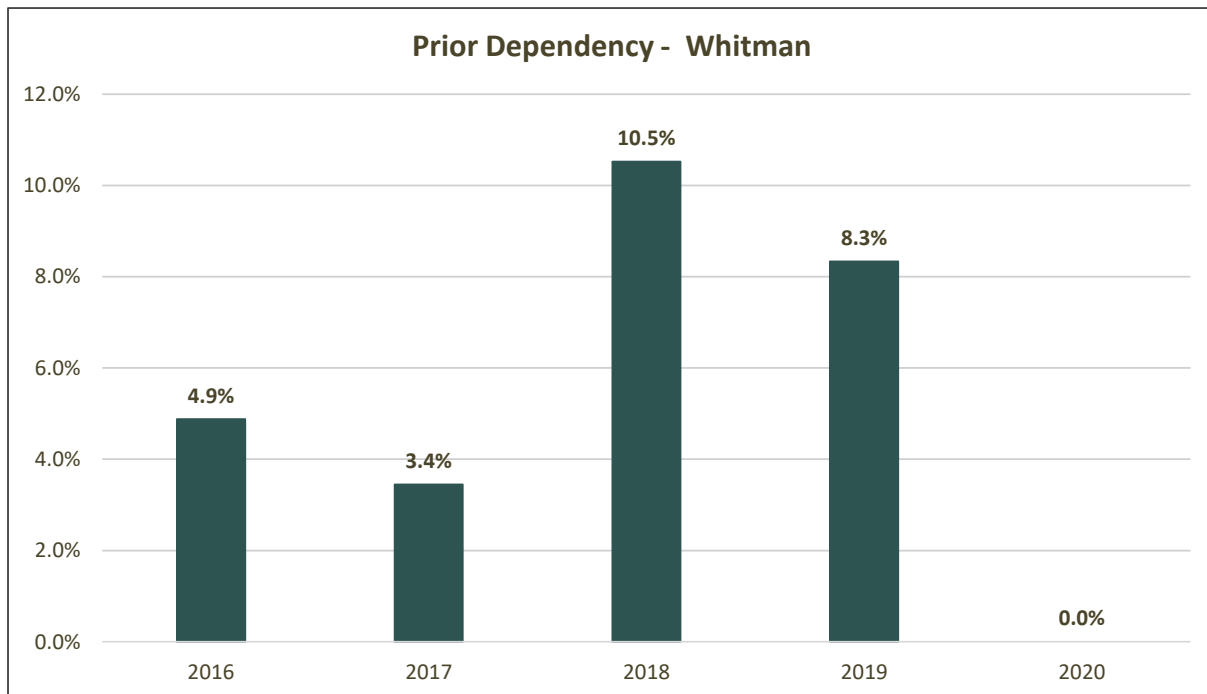
DEMOGRAPHIC CHARACTERISTICS OF CHILDREN IN
DEPENDENCY CASES BY YEAR OF PETITION

			2016	2017	2018	2019	2020
Whitman	Age at Filing	(1) <1 yrs	14%	19%	20%	43%	21%
		(2) 1–2 yrs	17%	16%	25%	7%	21%
		(3) 3–5 yrs	24%	22%	35%	14%	21%
		(4) 6–11 yrs	33%	25%	10%	7%	21%
		(5) 12–17 yrs	12%	19%	5%	29%	14%
		(6) >17 yrs			5%		
	Gender	(1) Female	40%	66%	55%	57%	64%
		(2) Male	60%	34%	45%	43%	36%
	Race	(2) Asian/PI		6%			
		(3) Black					7%
		(4) White	76%	59%	60%	50%	86%
		(5) Hispanic	5%	6%	15%	29%	7%
		(6) AI/AN-Multi	14%	25%	25%	21%	
		(7) Black-Multi	5%	3%			

DEPENDENCY FILINGS & RE-DEPENDENCY

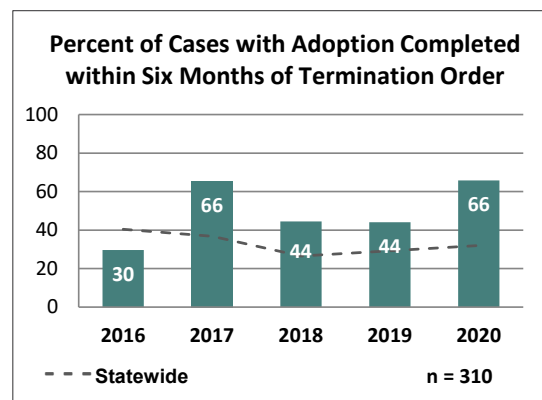
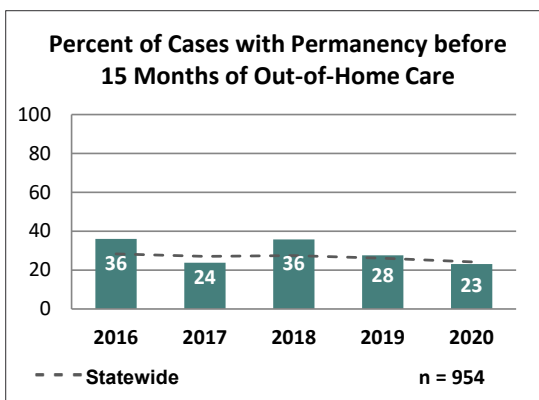
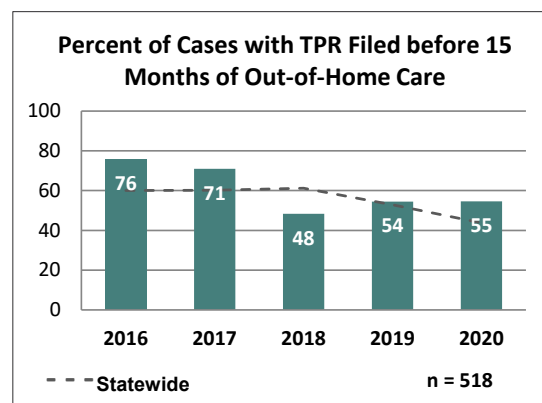
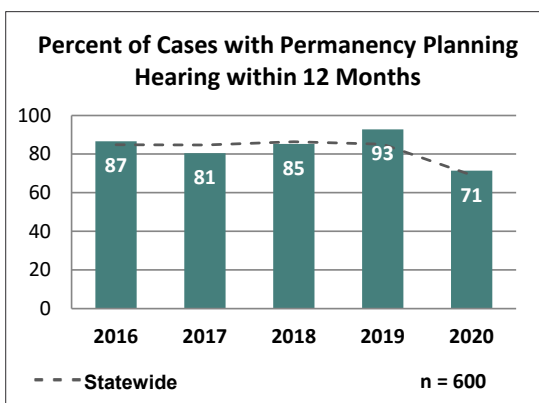
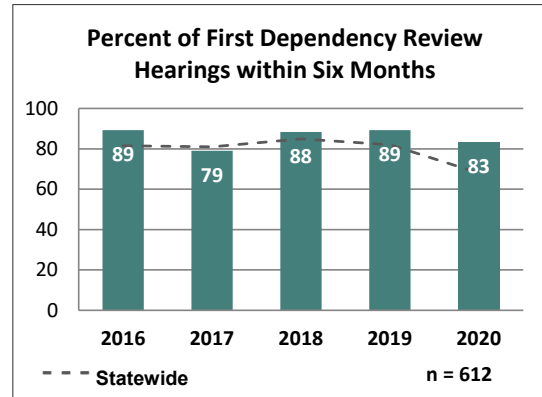
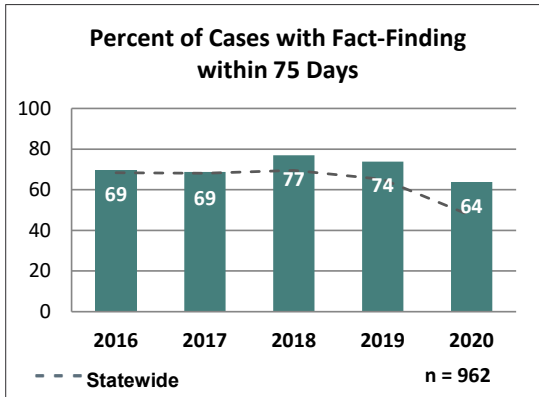


Dependency cases filed during the year that had a PRIOR dependency case for the child that ended with a documented dismissal. Includes priors within county only, and excludes dismissals documented as "Dependency Not Established." Adoption disruptions leading to re-dependency are currently not available.



This page left intentionally blank.

PERFORMANCE MEASURES



< 20 Case Events



20+ Case Events

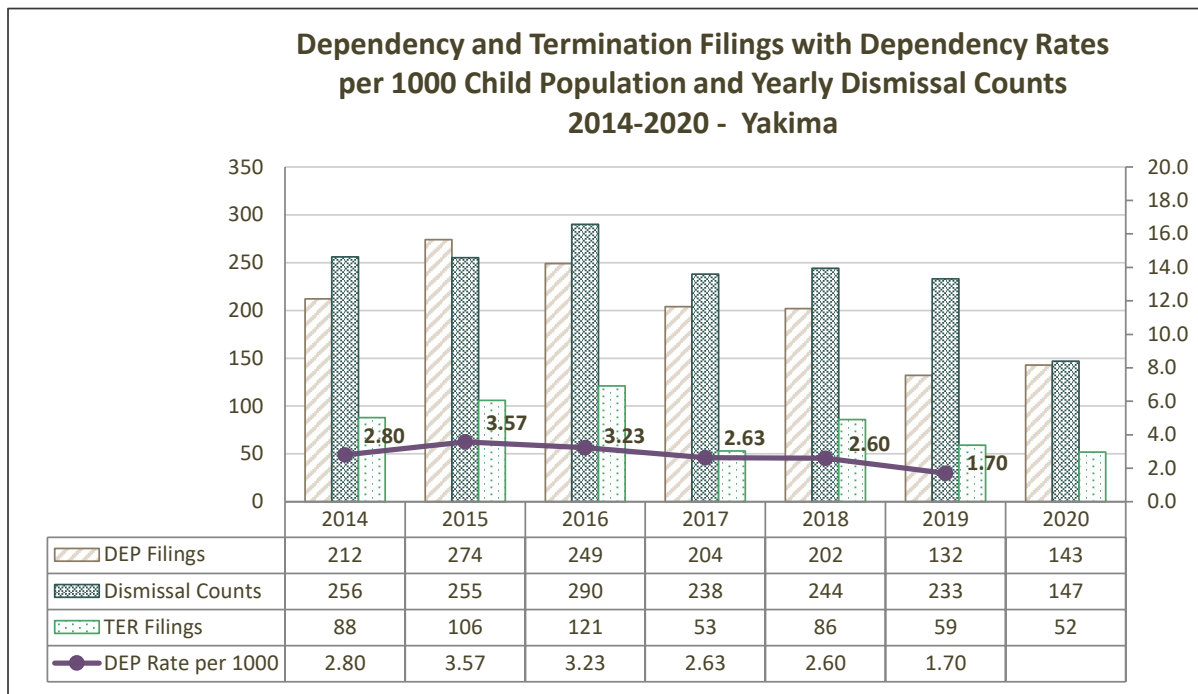
PERMANENCY OUTCOMES

Outcome	Values	2016	2017	2018	2019	2020
Adoptions	Median Months	30	25	29	25	26.5
	% < 15 Months to Outcome	9%	6%	10%	5%	5%
Age of Majority/Emancipation	Median Months	34.5	37	30	26	31.5
	% < 15 Months to Outcome	13%	22%	33%	38%	13%
Guardianships	Median Months	17	15	21.5	21	15
	% < 15 Months to Outcome	46%	38%	38%	22%	50%
Reunifications	Median Months	11	18	16	20	21
	% < 15 Months to Outcome	55%	39%	45%	40%	29%

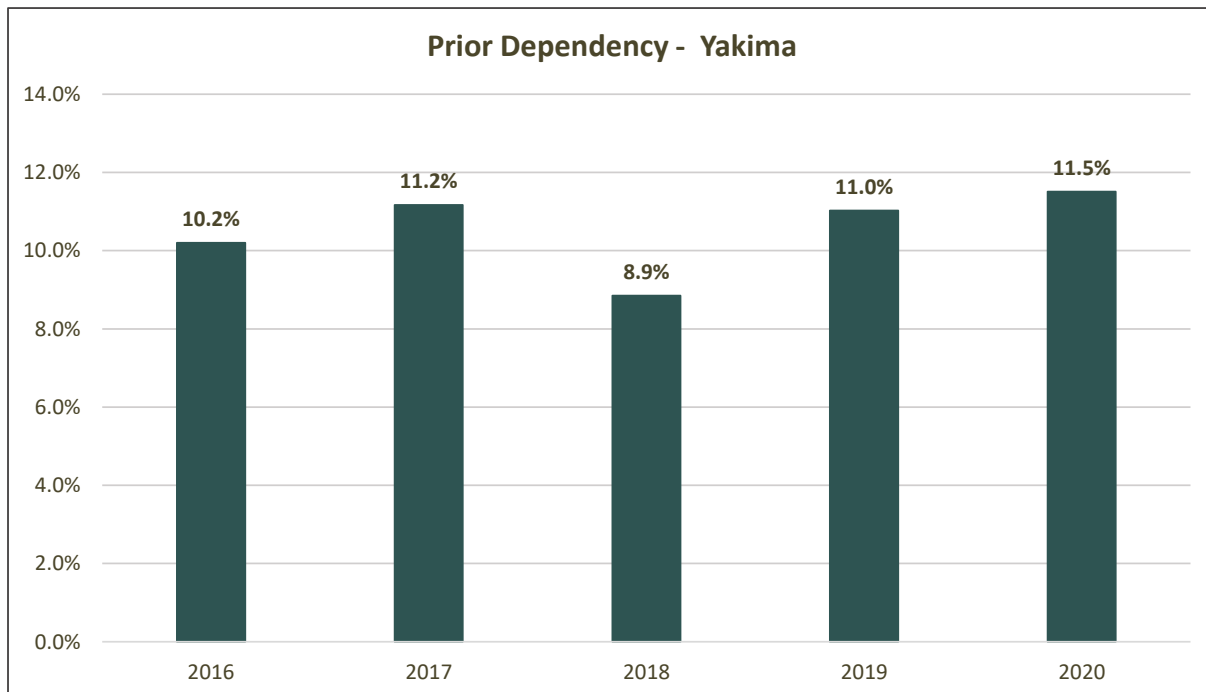
DEMOGRAPHIC CHARACTERISTICS OF CHILDREN IN DEPENDENCY CASES BY YEAR OF PETITION

			2016	2017	2018	2019	2020
Yakima	Age at Filing	(1) <1 yrs	21%	22%	25%	22%	32%
		(2) 1–2 yrs	12%	11%	14%	14%	11%
		(3) 3–5 yrs	17%	16%	21%	18%	20%
		(4) 6–11 yrs	33%	21%	22%	18%	21%
		(5) 12–17 yrs	17%	28%	16%	27%	17%
		(6) >17 yrs		1%	2%	2%	
	Gender	(1) Female	50%	55%	44%	46%	38%
		(2) Male	50%	45%	56%	54%	62%
	Race	(1) AI/AN	9%	1%	5%	4%	3%
		(3) Black	0%	1%		1%	1%
		(4) White	27%	34%	33%	22%	36%
		(5) Hispanic	55%	49%	51%	58%	43%
		(6) AI/AN-Multi	4%	13%	6%	8%	14%
		(7) Black-Multi	4%	1%	3%	7%	2%
		(8) Other-Multi	0%	0%	2%		
		(9) Unknown					1%

DEPENDENCY FILINGS & RE-DEPENDENCY



Dependency cases filed during the year that had a PRIOR dependency case for the child that ended with a documented dismissal. Includes priors within county only, and excludes dismissals documented as "Dependency Not Established." Adoption disruptions leading to re-dependency are currently not available.





**Washington State Center for Court
Research**
www.courts.wa.gov/wsccr
wsccr@courts.wa.gov